

---

---

**UNITED STATES  
SECURITIES AND EXCHANGE COMMISSION**  
Washington, DC 20549

---

**FORM N-2**  
Registration Statement under the Securities Act of 1933

- Pre-Effective Amendment No. 1  
 Post-Effective Amendment No.
- 

**BlackRock Capital Investment Corporation**

(Exact name of Registrant as specified in its charter)

---

40 East 52<sup>nd</sup> Street  
New York, NY 10022  
(Address of Principal Executive Offices)

(212) 810-5800  
(Registrant's Telephone Number, Including Area Code)

Steven Sterling  
BlackRock Capital Investment Corporation  
40 East 52<sup>nd</sup> Street  
New York, NY 10022  
(Name and Address of Agent for Service)

---

*Copies to:*  
Michael K. Hoffman, Esq.  
Skadden, Arps, Slate, Meagher & Flom LLP  
Four Times Square  
New York, NY 10036

**APPROXIMATE DATE OF PROPOSED PUBLIC OFFERING:**  
From time to time after the effective date of this Registration Statement.

---

If any securities being registered on this form will be offered on a delayed or continuous basis in reliance on Rule 415 under the Securities Act of 1933, other than securities offered in connection with a dividend reinvestment plan, check the following box.

It is proposed that this filing will become effective (check appropriate box):

- when declared effective pursuant to section 8(c).

If appropriate, check the following box:

- This post-effective amendment designates a new effective date for a previously filed [post-effective amendment] [registration statement].
- This form is filed to register additional securities for an offering pursuant to Rule 462(b) under the Securities Act and the Securities Act registration statement number of the earlier effective registration statement for the same offering is

**CALCULATION OF REGISTRATION FEE UNDER THE SECURITIES ACT OF 1933**

<b>Title of Securities Being Registered</b>	<b>Amount Being Registered</b>	<b>Proposed Maximum Offering Price Per Unit</b>	<b>Proposed Maximum Aggregate Offering Price(1)</b>	<b>Amount of Registration Fee(2)</b>
Common Stock, \$0.001 par value(3)(4)	\$	\$	\$	
Preferred Stock, \$0.001 par value(3)				
Warrants(5)				
Subscription Rights(3)				
Debt Securities(6)				
Units(7)				
<b>Total</b>			<b>\$1,500,000,000(8)</b>	<b>\$174,150</b>

- (1) Estimated pursuant to Rule 457 solely for the purposes of determining the registration fee. The proposed maximum offering price per security will be determined, from time to time, by the Registrant in connection with the sale by the Registrant of the securities registered under this registration statement.
- (2) Pursuant to Rule 415(a)(6) under the Securities Act of 1933, this registration statement covers a total of \$1,500,000,000 of unsold securities that had previously been registered under the registrant's registration statement on Form N-2, initially filed with the Securities and Exchange Commission (the "SEC") on September 16, 2011 (No. 333-176875) (the "Prior Registration Statement") and that is being carried forward to this registration statement. The Prior Registration Statement initially registered securities for a maximum aggregate offering price of \$1,500,000,000. The registrant did not sell any securities pursuant to the Prior Registration Statement, leaving a balance of unsold securities with an aggregate offering price of \$1,500,000,000 on the Prior Registration Statement. Such unsold securities and the registration fee paid by the registrant for such unsold securities is being carried forward to this registration statement and will continue to be applied to such unsold securities pursuant to Rule 415(a)(6). The registrant has not paid any additional amounts because it is not registering securities in addition to such unsold securities from the Prior Registration Statement. Pursuant to Rule 415(a)(6), the offering of the unsold securities registered under the Prior Registration Statement will be deemed terminated as of the date of effectiveness of this registration statement. If the registrant sells any of such unsold securities pursuant to the Prior Registration Statement after the date of the initial filing, and prior to the date of effectiveness, of this registration statement, the registrant will file a pre-effective amendment to this registration statement which will reduce the number of such unsold securities included on this registration statement.
- (3) Subject to Note 8 below, there is being registered hereunder an indeterminate number of shares of common stock, preferred stock or subscription rights to purchase shares of common stock as may be sold, from time to time separately or as units in combination with other securities registered hereunder.
- (4) Includes such indeterminate number of shares of common stock as may, from time to time, be issued upon conversion or exchange of other securities registered hereunder, to the extent any such securities are, by their terms, convertible or exchangeable for common stock.
- (5) Subject to Note 8 below, there is being registered hereunder an indeterminate number of warrants as may be sold, from time to time separately or as units in combination with other securities registered hereunder, representing rights to purchase common stock, preferred stock or debt securities.
- (6) Subject to Note 8 below, there is being registered hereunder an indeterminate principal amount of debt securities as may be sold, from time to time separately or as units in combination with other securities registered hereunder.
- (7) Subject to Note 8 below, there is being registered hereunder an indeterminate number of units. Each unit may consist of a combination of any one or more of the securities being registered hereunder.
- (8) In no event will the aggregate offering price of all securities issued from time to time pursuant to this registration statement exceed \$1,500,000,000.



## Table of Contents

You should rely only on the information contained in this prospectus and the accompanying prospectus supplement, if any. We have not authorized anyone to provide you with additional information, or information different from that contained in this prospectus and the accompanying prospectus supplement, if any. If anyone provides you with different or additional information, you should not rely on it. In the event of a conflict between this prospectus and the accompanying prospectus supplement, if any, the prospectus supplement shall govern. We are offering to sell, and seeking offers to buy, securities only in jurisdictions where offers and sales are permitted. The information contained in or incorporated by reference in this prospectus and the accompanying prospectus supplement, if any, is accurate only as of the date of this prospectus or such prospectus supplement. Our business, financial condition, results of operations and prospects may have changed since then. We will update these documents to reflect material changes as required by law.

### TABLE OF CONTENTS

<a href="#"><u>ABOUT THIS PROSPECTUS</u></a>	ii
<a href="#"><u>PROSPECTUS SUMMARY</u></a>	1
<a href="#"><u>FEES AND EXPENSES</u></a>	7
<a href="#"><u>SELECTED FINANCIAL DATA</u></a>	9
<a href="#"><u>RISKS</u></a>	10
<a href="#"><u>SPECIAL NOTE REGARDING FORWARD-LOOKING STATEMENTS</u></a>	39
<a href="#"><u>USE OF PROCEEDS</u></a>	40
<a href="#"><u>MANAGEMENT'S DISCUSSION AND ANALYSIS OF FINANCIAL CONDITION AND RESULTS OF OPERATIONS</u></a>	41
<a href="#"><u>SALES OF COMMON STOCK BELOW NET ASSET VALUE</u></a>	50
<a href="#"><u>SENIOR SECURITIES</u></a>	55
<a href="#"><u>PRICE RANGE OF COMMON STOCK</u></a>	57
<a href="#"><u>RATIO OF EARNINGS TO FIXED CHARGES</u></a>	58
<a href="#"><u>THE COMPANY</u></a>	59
<a href="#"><u>PORTFOLIO COMPANIES</u></a>	70
<a href="#"><u>MANAGEMENT OF THE COMPANY</u></a>	79
<a href="#"><u>CONTROL PERSONS AND PRINCIPAL STOCKHOLDERS</u></a>	87
<a href="#"><u>CERTAIN RELATIONSHIPS AND TRANSACTIONS</u></a>	88
<a href="#"><u>THE ADVISOR</u></a>	90
<a href="#"><u>DETERMINATION OF NET ASSET VALUE</u></a>	109
<a href="#"><u>DIVIDEND REINVESTMENT PLAN</u></a>	113
<a href="#"><u>DESCRIPTION OF OUR CAPITAL STOCK</u></a>	114
<a href="#"><u>ISSUANCE OF WARRANTS OR SECURITIES TO SUBSCRIBE FOR OR CONVERTIBLE INTO SHARES OF OUR COMMON STOCK</u></a>	118
<a href="#"><u>DESCRIPTION OF OUR PREFERRED STOCK</u></a>	119
<a href="#"><u>DESCRIPTION OF OUR WARRANTS</u></a>	120
<a href="#"><u>DESCRIPTION OF OUR SUBSCRIPTION RIGHTS</u></a>	122
<a href="#"><u>DESCRIPTION OF OUR DEBT SECURITIES</u></a>	123
<a href="#"><u>DESCRIPTION OF OUR UNITS</u></a>	138
<a href="#"><u>REGULATION</u></a>	139
<a href="#"><u>BROKERAGE ALLOCATIONS AND OTHER PRACTICES</u></a>	144
<a href="#"><u>MATERIAL U.S. FEDERAL TAX MATTERS</u></a>	145
<a href="#"><u>CONFLICTS OF INTEREST</u></a>	151
<a href="#"><u>PLAN OF DISTRIBUTION</u></a>	158
<a href="#"><u>CUSTODIAN, TRANSFER AGENT AND TRUSTEE</u></a>	159
<a href="#"><u>LEGAL MATTERS</u></a>	159
<a href="#"><u>INDEPENDENT REGISTERED PUBLIC ACCOUNTING FIRM</u></a>	159
<a href="#"><u>ADDITIONAL INFORMATION</u></a>	159
<a href="#"><u>PRIVACY PRINCIPLES</u></a>	159
<a href="#"><u>INDEX TO CONSOLIDATED FINANCIAL STATEMENTS</u></a>	F-1

## ABOUT THIS PROSPECTUS

This prospectus is part of a registration statement that we have filed with the SEC using the “shelf” registration process. Under the shelf registration process, we may offer, from time to time, up to \$1,500,000,000 of our common stock, preferred stock, debt securities, warrants representing rights to purchase shares of our common stock, preferred stock or debt securities and subscription rights, or units comprised of any combination of the foregoing, on the terms to be determined at the time of the offering. The securities may be offered at prices and on terms described in one or more supplements to this prospectus. This prospectus provides you with a general description of the securities that we may offer. Each time we use this prospectus to offer securities, we will provide a prospectus supplement that will contain specific information about the terms of that offering. The prospectus supplement may also add, update or change information contained in this prospectus. Please carefully read this prospectus and any prospectus supplement together with any exhibits and the additional information described under the headings “Additional Information” and “Risks” before you make an investment decision.

## PROSPECTUS SUMMARY

*This summary highlights some of the information in this prospectus. It is not complete and may not contain all of the information that you may want to consider. You should read the entire prospectus and the accompanying prospectus supplement, if any, carefully, including “Risks.” Throughout this prospectus, we refer to BlackRock Capital Investment Corporation as the “Company,” “we,” “us” or “our.”*

### **The Company**

We provide middle-market companies with flexible financing solutions, including senior and junior secured, unsecured and subordinated debt securities and loans, and equity securities. Our strategy is to provide capital to meet our clients’ current and future needs across this spectrum, creating long-term partnerships with growing middle-market companies.

We are an externally-managed, non-diversified closed-end management investment company. We have elected to be regulated as a business development company, or BDC, under the 1940 Act. In addition, for tax purposes we intend to continue to qualify as a regulated investment company, or RIC, under the Internal Revenue Code of 1986, which we refer to as the Code. As a BDC, we are required to comply with certain regulatory requirements. See “Regulation” for discussion of BDC regulation and other regulatory considerations. We are also registered as an investment adviser under the Investment Advisers Act of 1940, which we refer to as the Advisers Act.

Our investment objective is to generate both current income and capital appreciation through our debt and equity investments. We invest primarily in middle-market companies and target investments throughout the capital structure that we believe provide an attractive risk-adjusted return. The term “middle-market” refers to companies with annual revenues typically between \$50 million and \$1 billion. Our targeted investment typically ranges between \$10 million and \$50 million, although the investment sizes may be more or less than the targeted range and the size of our investments may grow with our capital availability. We generally seek to invest in companies that operate in a broad variety of industries and that generate positive cash flows.

Although most of our investments are in senior and junior secured, unsecured and subordinated loans to U.S. private and certain public middle-market companies, we invest throughout the capital structure, which may include common and preferred equity, options and warrants, credit derivatives, high-yield bonds, distressed debt and other structured securities. We may from time-to-time invest up to 30% of our assets opportunistically in other types of investments, including securities of other public companies and foreign securities.

The senior and junior secured loans in which we invest generally have stated terms of three to ten years and the subordinated debt investments we make generally have stated terms of up to ten years, but the expected average life of such senior and junior secured loans and subordinated debt is generally between three and seven years. However, we may invest in securities of any maturity or duration. The debt that we invest in typically is not initially rated by any rating agency, but we believe that if such investments were rated, they would be below investment grade (rated lower than “Baa3” by Moody’s Investors Service, lower than “BBB-” by Fitch Ratings or lower than “BBB-” by Standard & Poor’s). These securities, which are often referred to as “junk” or “high yield,” have predominantly speculative characteristics with respect to the issuer’s capacity to pay interest and repay principal. They may also be difficult to value and illiquid. We may invest without limit in debt of any rating, as well as debt that has not been rated by any nationally recognized statistical rating organization.

During the year ended December 31, 2014, we invested approximately \$531.7 million across eighteen new and several existing portfolio companies. This compares to approximately \$533.7 million across twenty-one new and several existing portfolio companies for the year ended December 31, 2013. Sales, repayments and other exits of investment principal totaled \$581.5 million during the year ended December 31, 2014, versus \$442.6 million during the year ended December 31, 2013.

At December 31, 2014, our portfolio of 47 portfolio companies was invested 52% in senior secured loans, 21% in equity investments, 18% in unsecured or subordinated debt securities, 8% in senior secured notes and 1% in cash and cash equivalents. This compares to our portfolio of 51 portfolio companies, which was invested 43% in senior secured loans, 22% in equity investments, 18% in senior secured notes, 16% in unsecured or subordinated debt securities and 1% in cash and cash equivalents at December 31, 2013. Our average investment by portfolio company at amortized cost, excluding investments below \$5.0 million, was approximately \$29.4 million at December 31, 2014, as compared to December 31, 2013, when our average investment by portfolio company at amortized cost, excluding investments below \$5.0 million, was approximately \$26.0 million.

The weighted average yield of the debt and income producing equity securities in our portfolio at fair value was 11.7% at December 31, 2014 and 12.1% at December 31, 2013. The weighted average yields on our senior secured loans and other debt securities at fair value were 11.3% and 12.9%, respectively, at December 31, 2014, versus 11.4% and 13.1%, at December 31, 2013. The weighted average yield of the debt and income producing equity securities in our portfolio at their current cost basis was 11.6% at December 31, 2014 and 12.0% at December 31, 2013. The weighted average yields on our senior secured loans and other debt securities at their current cost basis were 11.2% and 12.5%, respectively, at December 31, 2014, versus 11.4% and 13.0%, respectively, at December 31, 2013. There can be no assurance that we will achieve similar results on our future investments as they are subject to risks, uncertainties and other factors, some of which are beyond our control, which may lead to non-payment of interest and principal.

#### **BlackRock Advisors, LLC**

At a Special Meeting of Stockholders, held on February 18, 2015, our stockholders approved a new investment management agreement between us and BlackRock Advisors, LLC (the "Advisor") to permit the Advisor to serve as our investment adviser following the completion of the sale of substantially all of the business of our prior investment adviser, BlackRock Kelso Capital Advisors LLC, to the Advisor (the "Transaction"). The Transaction was completed on March 6, 2015 and, pursuant to the new investment management agreement, dated as of March 6, 2015, our investment activities are currently managed by the Advisor.

The Advisor is registered as an investment adviser. The Advisor is an indirect, wholly-owned subsidiary of BlackRock, Inc. ("BlackRock"). BlackRock is a leader in investment management, risk management and advisory services for institutional and retail clients worldwide. At December 31, 2014, BlackRock's assets under management were \$4.652 trillion. BlackRock helps clients meet their goals and overcome challenges with a range of products that include separate accounts, mutual funds, iShares® (exchange-traded funds), and other pooled investment vehicles. BlackRock also offers risk management, advisory and enterprise investment system services to a broad base of institutional investors through BlackRock Solutions®. Headquartered in New York City, as of December 31, 2014, the firm had approximately 12,200 employees in more than 30 countries and a major presence in key global markets, including North and South America, Europe, Asia, Australia and the Middle East and Africa.

The Advisor is responsible for sourcing potential investments, conducting research on prospective investments, analyzing investment opportunities, structuring our investments, and monitoring our investments and portfolio companies on an ongoing basis. Our portfolio manager is Steven Sterling, who is also our Chairman and Chief Executive Officer and Managing Director of the Advisor. He is supported by the Advisor's team of employees, including 11 dedicated investment professionals who have extensive experience in commercial and mezzanine lending, investment banking, accounting, corporate law and private equity investing. Mr. Sterling is responsible for the day-to-day management of our portfolio and the investment professionals providing services to the Company. Additionally, the Advisor has an investment committee that includes Mr. Sterling. Senior management as well as other key personnel of the Advisor have critical industry experience and relationships that we rely on to implement our business plan.

Our former Chairman and Chief Executive Officer, James R. Maher, and our former Chief Operating Officer, Michael B. Lazar, have agreed to provide transition and consulting services to us following the completion of the Transaction. Mr. Maher, who will continue to serve as a Director of the Company, has agreed to provide transition consulting services to us for up to one year following the closing of the Transaction and Mr. Lazar has agreed to provide transition consulting services to us for a period of up to three months following the closing of the Transaction. The Advisor (not us) is responsible for and pays Messrs. Maher and Lazar for providing such transition consulting services. Eleven of the 15 investment professionals that provided services to us prior to the completion of the Transaction have become employees of the Advisor.

#### **Administration**

We have entered into an administration agreement with BlackRock Financial Management, Inc. (the “Administrator”) under which the Administrator provides certain administrative services to us. For providing these services, facilities and personnel, we reimburse the Administrator for our allocable portion of overhead and other expenses incurred by the Administrator in performing its obligations under the administration agreement, including rent and our allocable portion of the cost of certain of our officers and their respective staffs.

#### **Market opportunity**

We believe that current market conditions present opportunities for investment in middle-market companies with attractive risk-adjusted returns for several reasons, including:

*The current market environment may mean more favorable terms for investments in middle-market companies.* We believe the tight supply of credit due to deleveraging by banks provides a promising environment in which to originate investments in middle-market companies. We believe we are able to structure investments with lower leverage multiples, higher current returns, greater opportunity for equity appreciation, better prepayment protection, and more meaningful financial covenants than are typically available on commensurate investments in large liquid market companies.

*Middle-market companies have faced increasing difficulty in accessing the capital markets.* While many middle-market companies were able to raise funds by raising debt in the capital markets in the past, we believe this approach to financing has become more difficult, as transactions have increased in size to address investors’ demands for greater liquidity in securities such as high yield bonds. In addition, we believe that many senior lenders have, in recent years, de-emphasized their service and product offerings to middle-market businesses in favor of lending to large corporate clients and managing large, liquid capital markets transactions.

*There is a large pool of uninvested private equity capital likely to seek additional capital to support private investments.* We believe there is a large pool of uninvested private equity capital available to middle-market companies. We expect that private equity firms will be active investors in middle-market companies and that these private equity firms will seek to supplement their equity investments with senior secured and junior loans and equity co-investments from other sources, such as us.

*Middle-market companies are increasingly seeking private sources for debt and equity capital.* We believe that many middle-market companies prefer to execute transactions with private capital providers such as us, rather than execute high-yield bond or equity transactions in the public markets, which may necessitate increased financial and regulatory compliance and reporting obligations.

*Consolidation among commercial banks has reduced the focus on middle-market business.* We believe that many senior lenders have de-emphasized their service and product offerings to middle-market companies in favor of lending to large corporate clients, managing capital markets transactions and providing other non-credit services to their customers.



## **Competitive advantages**

We believe we possess the following competitive advantages over other capital providers to middle-market companies:

*Demonstrated ability to deploy capital consistent with our investment policies.* Since our inception, we have invested in excess of \$3.7 billion across 168 portfolio companies through December 31, 2014. We have a portfolio yield at fair value of approximately 11.7% at December 31, 2014. During the year ended December 31, 2014, we invested approximately \$531.7 million of gross assets.

*Proven transaction sourcing strategy.* Since our inception of operations, the investment professionals from our prior investment adviser, many of whom (other than Messrs. Maher and Lazar) have become employees of our Advisor, have sourced and reviewed more than 3,100 potential investments and have a proven process through which they have invested in excess of \$3.7 billion through December 31, 2014. The Advisor identifies potential investments through its origination efforts, which include calling on financial institutions such as investment banks, commercial banks, specialty finance companies and private equity firms; as well as on advisory firms, trade associations and the owners and managers of middle-market companies with whom its investment professionals and investment committee members have relationships. We expect that our ability to leverage these relationships will continue to result in the referral of investment opportunities to us and provide us with a competitive advantage.

*Highly experienced investment team.* Our investment activities are carried out by our Advisor and led by Steven Sterling with guidance from the Advisor's investment committee. The investment committee is comprised of Mr. Sterling and certain employees of BlackRock. The Advisor's investment professionals, as well as members of the investment committee, have extensive experience in fixed income, public equity and private equity investing, and possess a broad range of transaction, financial, managerial and investment skills.

Our executive officers and directors and the employees of the Advisor and certain of its affiliates, as well as members of its investment committee, serve or may serve as investment advisors, officers, directors or principals of entities or investment funds that operate in the same or a related line of business as we do and/or investment funds managed by our affiliates. We note that any affiliated investment vehicle currently formed or formed in the future and managed or to be managed in the future by the Advisor or its affiliates may have overlapping investment objectives with our own and, accordingly, may invest in asset classes similar to those targeted by us. As a result, the Advisor or its affiliates may face conflicts in allocating investment opportunities between us and such other entities. We may not be given the opportunity to participate in certain investments made by investment funds managed by the Advisor or its affiliates. The Advisor and its affiliates will endeavor to allocate investment opportunities in a fair and equitable manner and consistent with applicable allocation procedures. In any such case, if the Advisor forms other affiliates in the future, we may co-invest on a concurrent basis with such other affiliates, subject to compliance with applicable regulations and regulatory guidance, as well as applicable allocation procedures. In certain circumstances, negotiated co-investments may be made only if we receive an order from the SEC permitting us to do so.

*Disciplined investment process with focus on preservation of capital.* In making investment decisions, the Advisor employs a disciplined and selective review process that focuses on, among other things, a thorough analysis of the underlying issuer's business and the performance drivers of that business, as well as an assessment of the legal and economic features of each particular investment.

*Cost-effective and high quality infrastructure.* We benefit from the existing infrastructure and administrative capabilities of the Administrator. For providing these services, facilities and personnel, we reimburse the Administrator for our allocable portion of overhead and other expenses incurred by the Administrator in performing its obligations under the administration agreement.

## **Leverage**

On March 27, 2014, the Company entered into an Amended and Restated Senior Secured Revolving Credit Facility (the "Credit Facility") which has an initial aggregate principal amount of up to \$405,000,000 and canceled the prior credit facility that was outstanding at December 31, 2013. The Credit Facility has a stated maturity date of March 27, 2019. The interest rate applicable to borrowings thereunder is generally LIBOR plus an applicable margin of 2.25%. The Credit Facility's commitment may increase in size, under certain circumstances, up to a total of \$750,000,000. The Credit Facility contains customary affirmative and negative covenants, including the maintenance of a minimum stockholders' equity, the maintenance of a ratio of not less than 200% of total assets (less total liabilities other than indebtedness) to total indebtedness, and restrictions on certain payments and issuance of debt. In addition, borrowings under the Credit Facility (and the incurrence of certain other permitted debt) are subject to compliance with a borrowing base that applies different advance rates to different types of assets in the Company's portfolio. At December 31, 2014, we were in compliance with all financial and operational covenants required by the Credit Facility. We had approximately \$144.0 million of indebtedness under the Credit Facility outstanding at December 31, 2014.

On March 27, 2014, the Company entered into an Amended and Restated Senior Secured Term Loan Credit Agreement (the "Term Loan") which has a principal amount of \$15,000,000. The Term Loan has a stated maturity date of March 27, 2019. The interest rate applicable to borrowings thereunder is generally LIBOR plus an applicable margin of 3.25%.

On February 19, 2013 we closed a private offering of \$100 million in aggregate principal amount of 5.50% unsecured convertible senior notes due 2018 (the "Convertible Notes"). The initial purchasers of the Convertible Notes fully exercised their over-allotment option and purchased an additional \$15 million in aggregate principal amount of the Convertible Notes. The closing of the over-allotment option took place on March 4, 2013. With the exercise of the over-allotment option, a total of \$115 million in aggregate principal amount of the Convertible Notes have been sold. Our net proceeds from the offering, including the exercise of the over-allotment option, were approximately \$111.3 million. The Convertible Notes were only offered to qualified institutional buyers as defined in the Securities Act of 1933 (the "Securities Act") pursuant to Rule 144A under the Securities Act.

The Convertible Notes are unsecured and bear interest at a rate of 5.50% per year, payable semi-annually in arrears. In certain circumstances and during certain periods, the Convertible Notes are convertible into cash, shares of our common stock or a combination of cash and shares of our common stock, at our election, at an initial conversion rate of 86.0585 shares of common stock per \$1,000 principal amount of the Convertible Notes, which is equivalent to an initial conversion price of approximately \$11.62 per share of our common stock, subject to defined anti-dilution adjustments. We do not have the right to redeem the Convertible Notes prior to maturity. The Convertible Notes mature on February 15, 2018, unless repurchased or converted in accordance with their terms prior to such date.

On January 18, 2011, we closed a private placement issuance of \$158 million in aggregate principal amount of five-year senior secured notes with a fixed interest rate of 6.50% and a maturity date of January 18, 2016 and \$17 million in aggregate principal amount of seven-year senior secured notes with a fixed interest rate of 6.60% and a maturity date of January 18, 2018, which we refer to collectively as our Senior Secured Notes. Interest on the Senior Secured Notes is due semi-annually on January 18 and July 18. The proceeds from the issuance of the Senior Secured Notes were used to fund new portfolio investments, reduce outstanding borrowings under the Credit Facility and for general corporate purposes.

## **Risks**

Investment in our securities involves a number of significant risks relating to our business and our investment objective that you should consider before investing in our securities.

A large number of entities and individuals compete for the same kind of investment opportunities as we do. Increased competition would make it more difficult for us to purchase or originate investments at attractive prices. As a result of this competition, sometimes we may be precluded from making otherwise attractive investments.

We borrow funds to make investments. As a result, we are exposed to the risks of borrowing, also known as leverage, which may be considered a speculative investment technique. Leverage magnifies the potential for gain and loss on amounts invested and therefore increases the risks associated with investing in our securities. Under the 1940 Act, we may not borrow money unless we maintain asset coverage for indebtedness and preferred stock of at least 200%, which may affect returns to stockholders.

The departure of our former Chief Executive Officer and Chief Operating Officer may adversely affect our ability to achieve our investment objective. Further, our new senior management has no prior experience managing a BDC. BlackRock and the Advisor do not have experience managing BDCs.

Our Advisor and its affiliates, officers and employees may have certain conflicts of interest. The Advisor, its officers and employees and its investment committee serve or may serve as officers, directors or principals of entities that operate in the same or a related line of business or of investment funds managed by affiliates of the Advisor. Accordingly, these individuals may have obligations to investors in those entities or funds, the fulfillment of which might not be in our best interests or the best interests of our stockholders.

The potential for the Advisor to earn an incentive fee from time to time under the investment management agreement may create an incentive for the Advisor to make investments that are riskier or more speculative than would otherwise be the case. Substantially all of our portfolio of investments is illiquid. Our portfolio includes securities primarily issued by private companies. These investments may involve a high degree of business and financial risk; they are illiquid, and may not produce current returns or capital gains. If we were forced to immediately liquidate some or all of the investments in the portfolio, the proceeds of such liquidation could be significantly less than the current value of such investments. We may be required to liquidate some or all of our portfolio investments to meet our debt service obligations.

The capital markets may experience periods of disruption and instability. This may affect the ability of a portfolio company to repay its borrowings or to engage in a liquidity event, which is a transaction that involves the sale or recapitalization of all or part of a portfolio company. These conditions could lead to loss of investment returns and/or financial losses in our portfolio and a decrease in our revenues, net income and assets. Numerous other factors may affect a borrower's ability to repay its loan, including the failure to meet its business plan, a downturn in its industry or negative economic conditions.

To maintain our status as a BDC, we must not acquire any assets other than "qualifying assets" unless, at the time of and after giving effect to such acquisition, at least 70% of our total assets are qualifying assets.

We may not be able to pay dividends and failure to qualify as a RIC for tax purposes could have a material adverse effect on the income available for debt service and distributions to our stockholders, which may have a material adverse effect on our total return to common stockholders, if any.

Also, we are subject to certain risks associated with valuing our portfolio, changing interest rates, accessing additional capital, fluctuating financial results, and operating in a regulated environment.

The market value of our securities may be volatile due to market factors that may be beyond our control.

Rising interest rates may adversely affect the value of our portfolio investments which could have an adverse effect on our business, financial condition and results of operations.

#### **Company information**

Our administrative and executive offices are located at 40 East 52nd Street, New York, NY 10022, and our telephone number is (212) 810-5800.

## FEES AND EXPENSES

The following table will assist you in understanding the various costs and expenses that an investor in shares of our common stock will bear directly or indirectly. However, we caution you that some of the percentages indicated in the table below are estimates and may vary. The following table should not be considered a representation of our future expenses. Actual expenses may be greater or less than shown. Except where the context suggests otherwise, whenever this prospectus contains a reference to fees or expenses paid by “you” or “us” or that “we” will pay fees or expenses, stockholders will indirectly bear such fees or expenses as investors in the Company.

<b>Stockholder Transaction Expenses</b>	
Sales Load (as a percentage of offering price)	%(1)
Offering Expenses (as a percentage of offering price)	%(2)
<b>Total Common Stockholder Expenses (as a percentage of offering price)</b>	<b>%(3)</b>
<b>Estimated Annual Expenses (as a Percentage of Net Assets Attributable to Common Shares)(4)</b>	
Management Fees	3.02%(5)
Incentive Fees Payable Under the Investment Management Agreement	3.52%(6)
Interest Payments on Borrowed Funds	2.87%(7)
Other Expenses	1.33%(8)
<b>Total Annual Expenses</b>	<b><u>10.74%(9)</u></b>

- (1) In the event that the securities to which this prospectus relates are sold to or through underwriters, a corresponding prospectus supplement will disclose the applicable sales load.
- (2) The related prospectus supplement will disclose the estimated amount of offering expenses, the offering price and the offering expenses borne by us as a percentage of the offering price.
- (3) The expenses of our dividend reinvestment plan are included in “Other Expenses.”
- (4) “Net Assets Attributable to Common Shares” equals our net assets at December 31, 2014.
- (5) Our management fee is 2.00% of our total assets, payable quarterly in arrears based on our total asset valuation at the end of the prior quarter until March 6, 2017. Following March 6, 2017, our management fee is 1.75% of our total assets (excluding cash), payable quarterly in arrears based on our total asset valuation at the end of the prior quarter. See “The Advisor” included elsewhere in this prospectus.
- (6) These Incentive Fees are based on annualized amounts incurred pursuant to our current investment management agreement. The Incentive Fee is based on our performance, will vary from year to year and will not be paid unless our performance exceeds certain thresholds. As we cannot predict whether we will meet these thresholds, the Incentive Fee paid in future years, if any, may be substantially different than the fee earned historically. For more detailed information about the Incentive Fee, please see “The Advisor”.
- (7) “Interest Payments on Borrowed Funds” based upon actuals for the year ended December 31, 2014, represents annualized interest and credit facility fees incurred and amortization of debt issuance costs. Our outstanding debt balance at December 31, 2014 was approximately \$448.2 million. The Credit Facility allows us to increase commitments thereunder up to an additional \$750.0 million. For more detailed information about debt, please see Note 7 to our consolidated financial statements included elsewhere in this prospectus.
- (8) “Other Expenses” includes our overhead expenses, including expenses of the Advisor reimbursable under the investment management agreement and of the Administrator reimbursable under the administration agreement. Such expenses are based on annualized amounts incurred.
- (9) “Total Annual Expenses” as a percentage of net assets attributable to common shares are higher than the total annual expenses percentage would be for a company that is not leveraged. We borrow money to leverage our net assets and increase our total assets. The SEC requires that the “Total Annual Expenses” percentage be calculated as a percentage of net assets (defined as total assets less indebtedness), rather than

the total assets, including assets that have been funded with borrowed monies. If the “Total Annual Expenses” percentage were calculated instead as a percentage of total assets, our “Total Annual Expenses” would be 6.45% of total assets.

**Example**

The following example illustrates the projected dollar amount of total cumulative expenses that you would pay on a \$1,000 hypothetical investment in common shares, assuming (1) a 4.50% sales load (underwriting discounts and commissions) and offering expenses totaling 0.20%, (2) total net annual expenses of 7.22% of net assets attributable to common shares as set forth in the table above (other than Incentive Fees), and (3) a 5% annual return:

	<u>1 Year</u>	<u>3 Years</u>	<u>5 Years</u>	<u>10 Years</u>
Total Expenses Incurred	\$ 115	\$ 247	\$ 373	\$ 664

**This example and the expenses in the table above should not be considered a representation of our future expenses. Actual expenses may be greater or less than those assumed.** The foregoing table is to assist you in understanding the various costs and expenses that an investor in our common stock will bear directly or indirectly. While the example assumes, as required by the SEC, a 5% annual return, our performance will vary and may result in a return greater or less than 5%. Assuming a 5% annual return, the Incentive Fee under the investment management agreement would not be earned or payable and is not included in the example. If we achieve sufficient returns on our investments, including through the realization of capital gains, to trigger an Incentive Fee of a material amount, our expenses, and returns to our investors, would be higher. In addition, while the example assumes reinvestment of all dividends and distributions at net asset value, participants in our dividend reinvestment plan will receive a number of shares of our common stock, determined by dividing the total dollar amount of the dividend payable to a participant by 95% of the market price per share of our common stock at the close of trading on the valuation date for the dividend. See “Dividend Reinvestment Plan” for additional information regarding our dividend reinvestment plan.

### SELECTED FINANCIAL DATA

The unaudited Consolidated Statement of Operations Data, Consolidated Per Share Data and Consolidated Balance Sheet Data for each of the five years in the period ended December 31, 2014 are derived from our consolidated financial statements which have been audited by Deloitte & Touche LLP, our independent registered public accounting firm. This selected financial data should be read in conjunction with our consolidated financial statements and related notes thereto and “Management’s Discussion and Analysis of Financial Condition and Results of Operations” included elsewhere in this prospectus.

	Year ended December 31, 2014	Year ended December 31, 2013	Year ended December 31, 2012	Year ended December 31, 2011	Year ended December 31, 2010
(Dollars in thousands, except per share data)					
<b>Consolidated Statement of Operations Data:</b>					
Total Investment Income	\$ 134,418	\$ 131,626	\$ 147,291	\$ 131,503	\$ 105,871
Total Expenses	84,046	83,988	73,629	58,624	46,020
Net Investment Income	50,372	47,638	73,662	72,879	59,851
Net Realized and Unrealized Gain (Loss)	86,868	45,351	(16,310)	4,042	11,699
Net Increase (Decrease) in Net Assets Resulting from Operations	137,240	92,989	57,351	76,921	71,550
<b>Consolidated Per Share Data:</b>					
Net Asset Value Per Common Share at Year End	\$ 10.49	\$ 9.54	\$ 9.31	\$ 9.58	\$ 9.62
Market Price at Year End	8.20	9.33	10.06	8.16	11.06
Net Investment Income	0.68	0.64	1.00	1.00	0.96
Net Realized and Unrealized Gain (Loss)	1.16	0.61	(0.22)	0.05	0.18
Net Increase (Decrease) in Net Assets Resulting from Operations	1.84	1.25	0.78	1.05	1.14
Distributions Declared	0.89	1.04	1.04	1.10	1.28
<b>Consolidated Balance Sheet Data at Year End:</b>					
Total Assets	\$1,302,056	\$1,281,647	\$1,090,018	\$1,091,175	\$ 915,608
Borrowings Outstanding	448,228	477,981	346,850	343,000	170,000
Total Net Assets	781,959	709,704	687,380	701,009	698,480
<b>Other Data:</b>					
Total Return(1)	(2.2)%	3.6%	38.0%	(16.0)%	48.4%
Number of Portfolio Companies at Year End	47	51	47	54	50
Value of Investments at Year End	\$1,257,717	\$1,217,972	\$1,061,598	\$1,048,952	\$ 880,086
Yield on Investments at Year End(2)	11.6%	12.0%	12.2%	11.9%	10.9%

*Figures may not total due to rounding*

- (1) For the years ended December 31, 2014, 2013, 2012, 2011 and 2010, total return is based on the change in market price during the respective years. Total return calculations take into account distributions, if any, reinvested in accordance with the Company’s dividend reinvestment plan and do not reflect brokerage commissions. Total return is not annualized.
- (2) Yield on investments at year end represents the weighted average yield on the debt and income producing equity securities in our portfolio at their current cost basis. Yields are computed using interest rates and dividend yields at year end and include amortization of loan origination and commitment fees, original issue discount and market premium or discount. Yields exclude common equity investments, preferred equity investments with no stated dividend rate, short-term investments, and cash and cash equivalents.

## RISKS

*Before you invest in our securities, you should be aware of various risks, including those described below. You should carefully consider these risk factors, together with all of the other information included in this prospectus and the accompanying prospectus supplement, if any, before you decide whether to make an investment in our securities. The risks set out below are not the only risks we face. Additional risks and uncertainties not currently known to us or that we currently deem to be immaterial also may materially adversely affect our business, financial condition and/or operating results. If any of the following events occur, our business, financial condition and results of operations could be materially adversely affected. In such case, the net asset value and the market price per share of our common stock could decline or the value of our preferred stock, debt securities, warrants, subscription rights or units comprised of any combination of the foregoing may decline, and you may lose all or part of your investment.*

### Risks Related to Our Business

***We may be unable to achieve our investment objective if we are unable to manage our investments effectively.***

Our ability to achieve our investment objective depends on our ability to manage our business, which depends, in turn, on the ability of the Advisor to identify, invest in and monitor companies that meet our investment criteria. Accomplishing this result is largely a function of the Advisor's investment process and, in conjunction with the Administrator, its ability to provide competent, attentive and efficient services to us. Our executive officers and many of the members of the Advisor's investment committee have substantial responsibilities to other clients in addition to their activities and responsibilities on our behalf. The investment professionals dedicated to us may also be required to provide managerial assistance to our portfolio companies. These demands on their time may distract them or slow our rate of investment. Any failure to manage our business effectively could have a material adverse effect on our business, financial condition and results of operations.

***We operate in a highly competitive market for investment opportunities.***

A number of entities compete with us to make the types of investments that we make. We compete with other BDCs, public and private funds, commercial and investment banks, CLO funds, commercial financing companies, insurance companies, high yield investors, hedge funds and, to the extent they provide an alternative form of financing, private equity funds. Many of our competitors are substantially larger and have considerably greater financial, technical and marketing resources than we do. Some competitors may have a lower cost of funds and access to funding sources that are not available to us. In addition, some of our competitors may have higher risk tolerances or different risk assessments, which could allow them to consider a wider variety of investments and establish more relationships than us. Furthermore, many of our competitors are not subject to the regulatory restrictions that the 1940 Act imposes on us as a BDC and that the Code imposes on us as a RIC. We cannot assure you that the competitive pressures we face will not have a material adverse effect on our business, financial condition and results of operations. Also, as a result of this competition, we may not be able to pursue attractive investment opportunities from time to time. We do not seek to compete primarily based on the interest rates we offer and we believe that some of our competitors may make loans with interest rates that are comparable to or lower than the rates we offer. Rather, we compete with our competitors based on our existing investment platform, seasoned investment professionals, experience and focus on middle-market companies, disciplined investment philosophy, extensive industry focus and flexible transaction structuring.

We may lose investment opportunities if we do not match our competitors' pricing, terms and structure. If we match our competitors' pricing, terms and structure, we may experience decreased net interest income and increased risk of credit loss. As a result of operating in such a competitive environment, we may make investments that are on less favorable terms than what we may have originally anticipated, which may impact our return on these investments.

## [Table of Contents](#)

***The departure of our former Chief Executive Officer and Chief Operating Officer may adversely affect our ability to achieve our investment objective. Further, our new senior management has no prior experience managing a BDC. BlackRock and the Advisor do not have experience managing BDCs.***

Upon consummation of the Transaction, our former Chief Executive Officer, James R. Maher, and our former Chief Operating Officer, Michael B. Lazar, stepped down from their respective positions with us. However, each has agreed to provide transition and consulting services to us following the completion of the Transaction. Mr. Maher has agreed to provide transition consulting services to us for up to one year following the closing of the Transaction and Mr. Lazar has agreed to provide transition consulting services to us for a period of up to three months following the closing of the Transaction. Messrs. Maher and Lazar were co-founders of the Company. The departure of Messrs. Maher and Lazar may adversely affect our ability to achieve our investment objective. Further, even though 11 of 15 professionals that managed our investment portfolio and operations for our prior investment adviser serve as employees of our Advisor, our new senior management has no prior experience managing a BDC. As a result, an investment in our securities may entail more risk than the securities of a comparable company with senior management that has a substantial operating history with BDCs. BlackRock and our Advisor also do not have experience managing BDCs.

***We are dependent upon senior management personnel of our Advisor for our future success, and if our Advisor is unable to hire and retain qualified personnel or if our Advisor loses any member of its senior management team, our ability to achieve our investment objective could be significantly harmed.***

We depend on the members of senior management of the Advisor, particularly Steven Sterling, a Managing Director of the Advisor, and other key personnel for the identification, final selection, structuring, closing and monitoring of our investments. These employees of the Advisor have critical industry experience and relationships that we rely on to implement our business plan. Our future success depends on the continued service of our Advisor's senior management team. The departure of any of the members of our Advisor's senior management or a significant number of the members of its investment team could have a material adverse effect on our ability to achieve our investment objective as well as our business, financial condition or results of operation. As a result, we may not be able to operate our business as we expect, and our ability to compete could be harmed, which could cause our operating results to suffer. There also could be no assurance the Advisor would replicate its historical success. In addition, we can offer no assurance that BlackRock Advisors, LLC will remain our investment adviser or that BlackRock Financial Management, Inc. will remain our administrator.

***Our Board of Directors may change our investment objective, operating policies and strategies without prior notice or stockholder approval, the effect of which may be adverse.***

Our Board of Directors has the authority to modify or waive certain of our operating policies and strategies without prior notice and without stockholder approval (except as required by the 1940 Act). However, absent stockholder approval, we may not change the nature of our business so as to cease to be, or withdraw our election as, a BDC. We cannot predict the effect any changes to our current operating policies and strategies would have on our business, operating results or value of our common stock. Nevertheless, the effects could adversely affect our business and impact our ability to make distributions to our stockholders.

***Our Advisor has the right to resign on 60 days' notice, and we may not be able to find a suitable replacement within that time, resulting in a disruption in our operations that could adversely affect our business, financial condition and results of operations.***

Our Advisor has the right, under our investment management agreement, to resign at any time upon not less than 60 days' written notice, whether we have found a replacement or not. If our Advisor resigns, we may not be able to find a new investment adviser or hire internal management with similar expertise and ability to provide the same or equivalent services on acceptable terms within 60 days, or at all. If we are unable to do so quickly, our operations are likely to experience a disruption, our business, financial condition and results of operations as



## [Table of Contents](#)

well as our ability to pay distributions are likely to be adversely affected and the market price of our shares may decline. In addition, the coordination of our internal management and investment activities is likely to suffer if we are unable to identify and reach an agreement with a single institution or group of executives having the expertise possessed by our Advisor and its affiliates. Even if we are able to retain comparable management, whether internal or external, the integration of such management and their lack of familiarity with our investment objective may result in additional costs and time delays that may adversely affect our business, financial condition and results of operations.

***Capital markets may experience periods of disruption and instability. Such market conditions may materially and adversely affect debt and equity capital markets in the United States and abroad, which may have a negative impact on our business and operations.***

From time to time, capital markets may experience periods of disruption and instability, which may be evidenced by a lack of liquidity in debt capital markets, write-offs in the financial services sector, re-pricing of credit risk and failure of certain major financial institutions. While capital markets have improved, these conditions could deteriorate again and global financial markets could experience significant volatility. During such market disruptions, we may have difficulty raising debt or equity capital especially as a result of regulatory constraints. There can be no assurance that adverse market conditions will not repeat themselves or worsen in the future.

Market conditions may in the future make it difficult to extend the maturity of or refinance our existing indebtedness and any failure to do so could have a material adverse effect on our business. The illiquidity of our investments may make it difficult for us to sell such investments if required. As a result, we may realize significantly less than the value at which we have recorded our investments. In addition, significant changes in the capital markets, including the disruption and volatility, have had, and may in the future have, a negative effect on the valuations of our investments and on the potential for liquidity events involving our investments. An inability to raise capital, and any required sale of our investments for liquidity purposes, could have a material adverse impact on our business, financial condition and results of operations.

***Price declines and illiquidity in the corporate debt markets have adversely affected, and may in the future adversely affect, the fair value of our portfolio investments, reducing our net asset value through increased net unrealized depreciation.***

As a BDC, we are required to carry our investments at market value or, if no market value is ascertainable, at fair value as determined in good faith by or under the direction of our Board of Directors. Decreases in the market values or fair values of our investments are recorded as unrealized depreciation, which reduces our net asset value. Depending on market conditions, we could incur substantial realized losses and may suffer additional unrealized losses in future periods, which could have a material adverse impact on our business, financial condition and results of operations.

***The downgrade of the U.S. credit rating and economic crisis in Europe could negatively impact our business, financial condition and earnings.***

Although U.S. lawmakers passed legislation to raise the federal debt ceiling and Standard & Poor's Ratings Services affirmed its 'AA+' long-term sovereign credit rating on the United States and revised the outlook on the long-term rating from negative to stable in June of 2013, U.S. debt ceiling and budget deficit concerns together with signs of deteriorating sovereign debt conditions in Europe continue to present the possibility of a credit-rating downgrade, economic slowdowns, or a recession for the United States. The impact of any further downgrades to the U.S. government's sovereign credit rating or downgraded sovereign credit ratings of European countries or the Russian Federation, or their perceived creditworthiness could adversely affect the U.S. and global financial markets and economic conditions. These developments, along with any further European sovereign debt issues, could cause interest rates and borrowing costs to rise, which may negatively impact our

## [Table of Contents](#)

ability to access the debt markets on favorable terms. Continued adverse economic conditions could have a material adverse effect on our business, financial condition and results of operations.

In October 2014, the Federal Reserve announced that it was concluding its bond-buying program. It is unknown what effect, if any, the conclusion of this program will have on credit markets and the value of our investments. These and any future developments and reactions of the credit markets toward these developments could cause interest rates and borrowing costs to rise, which may negatively impact our ability to obtain debt financing on favorable terms.

***Rising interest rates may adversely affect the value of our portfolio investments which could have an adverse effect on our business, financial condition and results of operations.***

Our debt investments may be based on floating rates, such as London Interbank Offer Rate (“LIBOR”), EURIBOR, the Federal Funds Rate or the Prime Rate. General interest rate fluctuations may have a substantial negative impact on our investments, the value of our common stock and our rate of return on invested capital. A reduction in the interest rates on new investments relative to interest rates on current investments could also have an adverse impact on our net interest income. An increase in interest rates could decrease the value of any investments we hold which earn fixed interest rates, including subordinated loans, senior and junior secured and unsecured debt securities and loans and high yield bonds, and also could increase our interest expense, thereby decreasing our net income. Also, an increase in interest rates available to investors could make investment in our common stock less attractive if we are not able to increase our dividend rate, which could reduce the value of our common stock.

Because we have borrowed money, and may issue preferred stock to finance investments, our net investment income depends, in part, upon the difference between the rate at which we borrow funds or pay distributions on preferred stock and the rate that our investments yield. As a result, we can offer no assurance that a significant change in market interest rates will not have a material adverse effect on our net investment income. In periods of rising interest rates, our cost of funds would increase except to the extent we have issued fixed rate debt or preferred stock, which could reduce our net investment income.

You should also be aware that a change in the general level of interest rates can be expected to lead to a change in the interest rate we receive on many of our debt investments. Accordingly, a change in the interest rate could make it easier for us to meet or exceed the performance threshold and may result in a substantial increase in the amount of incentive fees payable to our Advisor with respect to the portion of the Incentive Fee based on income.

***Changes relating to the LIBOR calculation process may adversely affect the value of the LIBOR-indexed, floating-rate debt securities in our portfolio.***

In the recent past, concerns have been publicized that some of the member banks surveyed by the British Bankers’ Association (“BBA”) in connection with the calculation of LIBOR across a range of maturities and currencies may have been under-reporting or otherwise manipulating the inter-bank lending rate applicable to them in order to profit on their derivatives positions or to avoid an appearance of capital insufficiency or adverse reputational or other consequences that may have resulted from reporting inter-bank lending rates higher than those they actually submitted. A number of BBA member banks entered into settlements with their regulators and law enforcement agencies with respect to alleged manipulation of LIBOR, and investigations by regulators and governmental authorities in various jurisdictions are ongoing.

Actions by the BBA, regulators or law enforcement agencies as a result of these or future events, may result in changes to the manner in which LIBOR is determined. Potential changes, or uncertainty related to such potential changes may adversely affect the market for LIBOR-based securities, including our portfolio of LIBOR-indexed, floating-rate debt securities. In addition, any further changes or reforms to the determination or

## [Table of Contents](#)

supervision of LIBOR may result in a sudden or prolonged increase or decrease in reported LIBOR, which could have an adverse impact on the market for LIBOR-based securities or the value of our portfolio of LIBOR-indexed, floating-rate debt securities.

***In addition to regulatory restrictions that restrict our ability to raise capital, our debt arrangements contain various covenants which, if not complied with, could accelerate repayment of our debt, thereby materially and adversely affecting our liquidity, financial condition and results of operations.***

The agreements governing our Credit Facility and Senior Secured Notes require us to comply with certain financial and operational covenants. These covenants include:

- restrictions on the level of indebtedness that we are permitted to incur in relation to the value of our assets;
- restrictions on our ability to incur liens; and
- maintenance of a minimum level of stockholders' equity.

As of December 31, 2014, we were in compliance with all applicable covenants for our outstanding borrowings. However, our continued compliance with these covenants depends on many factors, some of which are beyond our control. Accordingly, there are no assurances that we will continue to comply with the covenants in our debt arrangements. Failure to comply with these covenants would result in a default under these arrangements which, if we were unable to obtain a waiver from the lenders thereunder, could result in an acceleration of repayments on our debt and thereby have a material adverse impact on our business, financial condition and results of operations.

***The disposition of our investments may result in contingent liabilities.***

Most of our investments will involve private securities. In connection with the disposition of an investment in private securities, we may be required to make representations about the business and financial affairs of the portfolio company typical of those made in connection with the sale of a business. We may also be required to indemnify the purchasers of such investment to the extent that any such representations turn out to be inaccurate or with respect to certain potential liabilities. These arrangements may result in contingent liabilities that ultimately yield funding obligations that must be satisfied through our return of certain distributions previously made to us. We do not believe contingent liabilities were material at December 31, 2014.

***Substantially all of our assets are subject to security interests under our borrowings and if we default on our obligations, we may suffer adverse consequences, including the lenders foreclosing on our assets.***

As of December 31, 2014, substantially all of our assets were pledged as collateral under our Credit Facility. If we default on our obligations under the Credit Facility, the lenders may have the right to foreclose upon and sell, or otherwise transfer, the collateral subject to their security interests. In such event, we may be forced to sell our investments to raise funds to repay our outstanding borrowings in order to avoid foreclosure and these forced sales may be at times and at prices we would not consider advantageous. Moreover, such deleveraging of the Company could significantly impair our ability to effectively operate our business in the manner in which we have historically operated. As a result, we could be forced to curtail or cease new investment activities and lower or eliminate the distributions that we pay to our stockholders.

In addition, if the lenders exercise their right to sell the assets pledged under our borrowings, such sales may be completed at distressed sale prices, thereby diminishing or potentially eliminating the amount of cash available to us after repayment of the amounts outstanding.

***Our Credit Facility matures in March 2019, and any inability to renew, extend or replace our Credit Facility could adversely impact our liquidity and ability to fund new investments or maintain distributions to our stockholders.***

We maintain a multi-currency \$405 million senior secured credit facility with a group of lenders, under which we had approximately \$144 million of indebtedness outstanding at December 31, 2014. Availability under our Credit Facility was \$261 million at December 31, 2014. The Credit Facility's commitment may increase in size, under certain circumstances, up to a total of \$750 million. The Credit Facility has a stated maturity date of March 27, 2019. There can be no assurance that we will be able to renew, extend or replace the Credit Facility upon its maturity on terms that are favorable to us, if at all. Our ability to renew, extend or replace the Credit Facility will be constrained by then-current economic conditions affecting the credit markets. In the event that we are not able to renew, extend or replace the Credit Facility at the time of its maturity, this could have a material adverse effect on our liquidity and ability to fund new investments, our ability to make distributions to our stockholders and our ability to qualify as a RIC.

***Our five-year Senior Secured Notes mature in January 2016 and our seven-year Senior Secured Notes mature in January 2018, and any inability to replace or repay our Senior Secured Notes could adversely impact our liquidity and ability to fund new investments or maintain distributions to our stockholders.***

In January 2011, we closed a private placement issuance of \$158 million in aggregate principal amount of five-year senior secured notes with a fixed interest rate of 6.50% and a maturity date of January 18, 2016 and \$17 million in aggregate principal amount of seven-year senior secured notes with a fixed interest rate of 6.60% and a maturity date of January 18, 2018. There can be no assurance that we will be able to replace the Senior Secured Notes upon their maturity on terms that are favorable to us, if at all. Our ability to replace the Senior Secured Notes will be constrained by then-current economic conditions affecting the credit markets. In the event that we are not able to replace or repay the Senior Secured Notes at the time of their maturity, this could have a material adverse effect on our liquidity and ability to fund new investments, our ability to make distributions to our stockholders and our ability to qualify as a RIC.

***Our five-year Convertible Notes are due in February 2018. Any inability to replace or repay our Convertible Notes could adversely impact our liquidity and ability to fund new investments or maintain distributions to our stockholders. Conversion of the Convertible Notes to shares of the Company's common stock could result in dilution per share for existing shareholders.***

On February 19, 2013 we closed a private offering of \$100 million in aggregate principal amount of 5.50% unsecured convertible senior notes due 2018 (the "Convertible Notes"). The initial purchasers of the Convertible Notes fully exercised their overallocation option and purchased an additional \$15 million in aggregate principal amount of the Convertible Notes. The closing of the overallocation option took place on March 4, 2013. With the exercise of the overallocation option, a total of \$115 million in aggregate principal amount of the Convertible Notes have been sold. Net proceeds to the Company from the offering, including the exercise of the overallocation option, are approximately \$111.3 million. The Convertible Notes were only offered to qualified institutional buyers as defined in the Securities Act pursuant to Rule 144A under the Securities Act.

The Convertible Notes are unsecured and bear interest at a rate of 5.50% per year, payable semi-annually in arrears. In certain circumstances and during certain periods, the Convertible Notes are convertible into cash, shares of our common stock or a combination of cash and shares of our common stock, at our election, at an initial conversion rate of 86.0585 shares of common stock per \$1,000 principal amount of the Convertible Notes, which is equivalent to an initial conversion price of approximately \$11.62 per share of our common stock, subject to defined anti-dilution adjustments. We do not have the right to redeem the Convertible Notes prior to maturity. The Convertible Notes mature on February 15, 2018, unless repurchased or converted in accordance with their terms prior to such date.

There can be no assurance that we will be able to replace the Convertible Notes upon their maturity on terms that are favorable to us, if at all. Our ability to replace the Convertible Notes will be constrained by then-current

## [Table of Contents](#)

economic conditions affecting the credit markets. In the event that we are not able to replace or repay the Convertible Notes at the time of their maturity, this could have a material adverse effect on our liquidity and ability to fund new investments, our ability to make distributions to our stockholders and our ability to qualify as a RIC.

### ***If we incur additional debt, it could increase the risk of investing in our common stock.***

We have indebtedness outstanding pursuant to our Credit Facility and may enter into new facilities and/or may increase the size of our existing credit facilities. We currently have outstanding \$175 million of Senior Secured Notes, \$115 million of Convertible Notes and \$15 million of a term loan. Lenders under our Credit Facility, Senior Secured Notes and Convertible Senior Notes have fixed dollar claims on our assets that are superior to the claims of our common stockholders or any preferred stockholders. We have granted a security interest in our assets in connection with our Credit Facility and Senior Secured Notes.

In the case of a liquidation event, those lenders would receive proceeds before our stockholders. In addition, borrowings, also known as leverage, magnify the potential for gain or loss on amounts invested and, therefore, increase the risks associated with investing in our common stock. Leverage is generally considered a speculative investment technique. If the value of our assets increases, then leveraging would cause the net asset value attributable to our common stock to increase more than it otherwise would have had we not leveraged. Conversely, if the value of our assets decreases, leveraging would cause the net asset value attributable to our common stock to decline more than it otherwise would have had we not leveraged. Similarly, any increase in our revenue in excess of interest expense on our borrowed funds would cause our net income to increase more than it would without the leverage. Any decrease in our revenue would cause our net income to decline more than it would have had we not borrowed funds and could negatively affect our ability to make distributions on our common stock. Our ability to service any debt that we incur depends largely on our financial performance and is subject to prevailing economic conditions and competitive pressures.

As a BDC, we generally are required to meet a coverage ratio of total assets to total borrowings and other senior securities, which include all of our borrowings and any preferred stock we may issue in the future, of at least 200%. This means that for every \$100 of net assets, we may raise \$100 from senior securities, such as borrowings or issuing preferred stock. If this ratio declines below 200%, we may not be able to incur additional debt and may need to sell a portion of our investments to repay some debt when it is disadvantageous to do so, and we may not be able to make distributions.

*Illustration.* The following table illustrates the effect of leverage on returns from an investment in our common stock assuming various annual returns, net of expenses. The calculations in the table below are hypothetical and actual returns may be higher or lower than those appearing below. The calculation is based on our level of borrowing at December 31, 2014, which represented borrowings equal to 34% of our total assets. On such date, we also had \$1,302.1 million in total assets; an average cost of funds of 4.9%; \$448.2 million in debt outstanding; and \$782.0 million of total net assets. In order to compute the “Corresponding Return to Common Stockholders,” the “Assumed Return on Portfolio (Net of Expenses Other than Interest)” is multiplied by the total value of our assets at December 31, 2014 to obtain an assumed return to us. From this amount, the interest expense calculated by multiplying the interest rate of 4.9% by the \$448.2 million debt is subtracted to determine the return available to stockholders. The return available to stockholders is then divided by the total value of our net assets at December 31, 2014 to determine the “Corresponding Return to Common Stockholders.” Actual interest payments may be different.

<u>Assumed Return on Portfolio (Net of Expenses Other than Interest)(1)</u>	<u>-10%</u>	<u>-5%</u>	<u>0%</u>	<u>5%</u>	<u>10%</u>
Corresponding Return to Common Stockholders	(19.5)%	(11.1)%	(2.8)%	5.5%	13.8%

(1) The assumed portfolio return in the table is based on SEC regulations and is not a prediction of, and does not represent, our projected or actual performance. The table also assumes that we will maintain a constant level of leverage. The amount of leverage that we use will vary from time to time.

***Our use of borrowed funds to make investments exposes us to risks typically associated with leverage.***

We borrow money and may issue additional debt securities or preferred stock to leverage our capital structure. As a result:

- shares of our common stock are exposed to incremental risk of loss; therefore, a decrease in the value of our investments would have a greater negative impact on the value of our common shares than if we did not use leverage;
- adverse changes in interest rates could reduce or eliminate the incremental income we make with the proceeds of any leverage;
- our ability to make distributions on our common stock will be restricted if our asset coverage ratio is not at least 200% and any amounts used to service indebtedness or preferred stock may not be available for such distributions;
- such securities are governed by an indenture or other instrument containing covenants restricting our operating flexibility;
- we, and indirectly our stockholders, bear the cost of issuing and paying interest or making distributions on such securities; and
- any convertible or exchangeable securities that we issue may have rights, preferences and privileges more favorable than those of our common stock.

***We may not make distributions and consequently will be subject to corporate-level income tax.***

We intend to make distributions on a quarterly basis to our stockholders out of assets legally available for distribution. We may not be able to achieve operating results that will allow us to make distributions at a specific level or to increase the amount of these distributions from time to time. In addition, due to the asset coverage test applicable to us as a BDC, we may be limited in our ability to make distributions. Also, restrictions and provisions in our existing and any future debt arrangements may limit our ability to make distributions. If we do not distribute a certain percentage of our income annually, we could fail to qualify for tax treatment as a RIC, and we would be subject to corporate-level federal income tax. See “Material U.S. Federal Tax Matters.” We cannot assure you that you will receive distributions at a particular level or at all.

***A portion of our distributions to stockholders may include a return of stockholder capital.***

We intend to make distributions on a quarterly basis to our stockholders out of assets legally available for distributions. A portion of such distributions may include a return of stockholder capital. Distributions in excess of our current and accumulated earnings and profits are considered non-taxable distributions and serve to reduce the basis of our shares in the hands of the common stockholders rather than being currently taxable. As a result of the reduction of the basis of our shares, common stockholders may incur additional capital gains taxes or may have lower capital losses.

***We may have difficulty paying our required distributions if we recognize income before or without receiving cash representing such income.***

In accordance with U.S. generally accepted accounting principles, or GAAP, and tax regulations, we include in income certain amounts that we have not yet received in cash, such as payment-in-kind, or PIK, interest, which represents contractual interest added to the loan balance and due at the end of the loan term. The increases in loan balances as a result of contracted PIK arrangements are included in income for the period in which such PIK interest was received, which is often in advance of receiving cash payment. We also may be required to include in income certain other amounts that we will not receive in cash. Any warrants that we receive in connection with our debt investments are generally valued as part of the negotiation process with the particular portfolio company. As a result, a portion of the aggregate purchase price for the debt investments and warrants are allocated to the warrants that we receive. This will generally result in “original issue discount,” or OID, for tax

## [Table of Contents](#)

purposes, which we must recognize as ordinary income, increasing the amounts we are required to distribute to qualify for the federal income tax benefits applicable to RICs. Because such original issue discount income would not be accompanied by cash, we would need to obtain cash from other sources to satisfy such distribution requirements. If we are unable to obtain cash from other sources to satisfy such distribution requirements, we may fail to qualify for favorable tax treatment as a RIC and, thus, could become subject to a corporate-level income tax on all of our income. Other features of the debt instruments that we hold may also cause such instruments to generate original issue discount, resulting in a distribution requirement in excess of current cash received. Since in certain cases we may recognize income before or without receiving cash representing such income, we may have difficulty meeting the requirement to distribute at least 90% of our net ordinary income and realized net short-term capital gains in excess of realized net long-term capital losses, if any. If we are unable to meet these distribution requirements, we will not qualify for favorable tax treatment as a RIC or, even if such distribution requirements are satisfied, we may be subject to tax on the amount that is undistributed. Accordingly, we may have to sell some of our assets, raise additional debt or equity capital or reduce new investment originations to meet these distribution requirements and avoid tax. See “Material U.S. Federal Tax Matters.”

***To the extent OID and PIK interest constitute a portion of our income, we will be exposed to typical risks associated with such income being required to be included in taxable and accounting income prior to receipt of cash representing such income.***

Our investments may include OID instruments and PIK interest arrangements, which represents contractual interest added to a loan balance and due at the end of such loan’s term. To the extent OID or PIK interest constitute a portion of our income, we are exposed to typical risks associated with such income being required to be included in taxable and accounting income prior to receipt of cash, including the following:

- The higher interest rates of OID and PIK instruments reflect the payment deferral and increased credit risk associated with these instruments, and OID and PIK instruments generally represent a significantly higher credit risk than coupon loans.
- Even if the accounting conditions for income accrual are met, the borrower could still default when our actual collection is supposed to occur at the maturity of the obligation.
- OID and PIK instruments may have unreliable valuations because their continuing accruals require continuing judgments about the collectability of the deferred payments and the value of any associated collateral. OID and PIK income may also create uncertainty about the source of our cash distributions.
- For accounting purposes, any cash distributions to shareholders representing OID and PIK income are not treated as coming from paid-in capital, even if the cash to pay them comes from offering proceeds. As a result, despite the fact that a distribution representing OID and PIK income could be paid out of amounts invested by our stockholders, the 1940 Act does not require that stockholders be given notice of this fact by reporting it as a return of capital.
- PIK interest has the effect of generating investment income at a compounding rate, thereby further increasing the incentive fees payable to the Advisor. Similarly, all things being equal, the deferral associated with PIK interest also decreases the loan-to-value ratio at a compounding rate.

***Because we are required to distribute substantially all of our net investment income and net realized capital gains to our stockholders, we will continue to need additional capital to finance our growth.***

We have elected to be treated for federal income tax purposes as a RIC under Subchapter M of the Code. If we can meet certain requirements, including source of income, asset diversification and distribution requirements, and if we continue to qualify as a BDC, we will continue to qualify to be a RIC under the Code and will not have to pay corporate-level taxes on income we distribute to our stockholders, allowing us to substantially reduce or eliminate our corporate-level tax liability. As a BDC, we are generally required to meet a coverage ratio of total assets to total senior securities, which includes all of our borrowings and any preferred

## [Table of Contents](#)

stock we may issue in the future, of at least 200%. This requirement limits the amount that we may borrow. Because we will continue to need capital to grow our investment portfolio, this limitation may prevent us from incurring debt and require us to raise additional equity at a time when it may be disadvantageous to do so. We cannot assure you that debt and equity financing will be available to us on favorable terms, if at all, and debt financings may be restricted by the terms of any of our outstanding borrowings. In addition, as a BDC, we are generally not permitted to issue equity securities priced below net asset value without stockholder approval. If additional funds are not available to us, we could be forced to curtail or cease new lending and investment activities, and our net asset value and profitability could decline.

***Any unrealized losses we experience on our investment portfolio may be an indication of future realized losses, which could reduce our income available for distribution.***

Decreases in the market values or fair values of our investments will be recorded as unrealized depreciation. Any unrealized losses in our investment portfolio could be an indication of a portfolio company's inability to meet its repayment obligations to us with respect to the affected investments. This could result in realized losses in the future and ultimately in reductions of our income available for distribution in future periods.

***If we fail to maintain an effective system of internal control over financial reporting, we may not be able to accurately report our financial results or prevent fraud. As a result, stockholders could lose confidence in our financial and other public reporting, which would harm our business and the trading price of our common stock.***

Effective internal controls over financial reporting are necessary for us to provide reliable financial reports and, together with adequate disclosure controls and procedures, are designed to prevent fraud. Any failure to implement required new or improved controls, or difficulties encountered in their implementation could cause us to fail to meet our reporting obligations. In addition, any testing by us conducted in connection with Section 404 of the Sarbanes-Oxley Act, or the subsequent testing by our independent registered public accounting firm (when undertaken, as noted below), may reveal deficiencies in our internal controls over financial reporting that are deemed to be material weaknesses or that may require prospective or retroactive changes to our consolidated financial statements or identify other areas for further attention or improvement. Inferior internal controls could also cause investors and lenders to lose confidence in our reported financial information, which could have a negative effect on the trading price of our common stock.

***Our Advisor and its affiliates, officers and employees have certain conflicts of interest.***

The Advisor, its officers and employees and members of its investment committee serve or may serve as investment advisers, officers, directors or principals of entities or investment funds that operate in the same or a related line of business as us and/or of investment funds managed by our affiliates. Accordingly, these individuals may have obligations to investors in those entities or funds, the fulfillment of which might not be in our best interests or the best interests of our stockholders. In addition, we note that any affiliated investment vehicle currently formed or formed in the future and managed by the Advisor or its affiliates may have overlapping investment objectives with our own and, accordingly, may invest in asset classes similar to those targeted by us. As a result, the Advisor and/or its affiliates may face conflicts in allocating investment opportunities between us and such other entities. Although the Advisor and its affiliates will endeavor to allocate investment opportunities in a fair and equitable manner and consistent with applicable allocation procedures, it is possible that, in the future, we may not be given the opportunity to participate in investments made by investment funds managed by the Advisor or its affiliates. In any such case, if the Advisor forms other affiliates in the future, we may co-invest on a concurrent basis with such other affiliates, subject to compliance with applicable regulations and regulatory guidance, as well as applicable allocation procedures. In certain circumstances, negotiated co-investments may be made only if we receive an order from the SEC permitting us to do so. There can be no assurance when any such order would be obtained or that one will be obtained at all.



***Our base management fee may induce our Advisor to cause us to incur additional leverage.***

Our base management fee for the initial two years of our investment management agreement is calculated on the basis of our total assets and is calculated on the basis of total assets (excluding cash) thereafter, in each case including assets acquired with the proceeds of leverage. This may encourage the Advisor to use leverage to increase the aggregate amount of and the return on our investments, even when it may not be appropriate to do so, and to refrain from delevering when it would otherwise be appropriate to do so. Under certain circumstances, the use of increased leverage may increase the likelihood of default, which would impair the value of our common stock. Given the subjective nature of the investment decisions made by the Advisor on our behalf, we will not be able to monitor this conflict of interest.

***Our incentive fee structure and the formula for calculating the incentive fee may incentivize our Advisor to pursue speculative investments.***

The incentive fee payable by us to the Advisor may create an incentive for the Advisor to pursue investments on our behalf that are riskier or more speculative than would otherwise be the case in the absence of such compensation arrangement. The incentive fee payable to the Advisor is calculated based on a percentage of distributions on our common stock. The incentive fee payable by us to the Advisor also may induce the Advisor to invest on our behalf in instruments that have a deferred interest feature, even if such deferred payments would not provide cash necessary to enable us to pay current distributions to our stockholders. Under these investments, we would accrue interest over the life of the investment but would not receive the cash income from the investment until the end of the term, if at all. Our net investment income used to calculate the income portion of our incentive fee, however, will include accrued interest. Thus, a portion of this incentive fee would be based on income that we have not yet received in cash and may never receive in cash if the portfolio company is unable to satisfy such interest payment obligation to us. The foregoing risks could be increased because the Advisor is not obligated to reimburse us for any incentive fee received even if we subsequently incur losses or never receive in cash income that was previously accrued.

***We may not replicate the success of BlackRock Kelso Capital Advisors LLC.***

We are no longer managed by BlackRock Kelso Capital Advisors LLC. We can provide no assurance that we will replicate our historical performance when we were managed by BlackRock Kelso Capital Advisors LLC and our investment returns may be substantially lower than our returns when we were managed by BlackRock Kelso Capital Advisors LLC. Accordingly, we can offer no assurance that the Advisor will be able to implement our investment objective with the same degree of success as BlackRock Kelso Capital Advisors LLC had in the past or that shares of our common stock will trade at or above the current level.

***We are not managed by BlackRock, but rather one of its subsidiaries and may not replicate the success of that entity.***

Our performance may be lower or higher than the performance of other entities managed by BlackRock or its affiliates and their past performance is no guarantee of our future results.

***We may not replicate the success of BlackRock.***

Our investment strategies differ from those of BlackRock or its affiliates. As a BDC, we are subject to certain investment restrictions that do not apply to BlackRock. Our performance may be lower or higher than the performance of other entities managed by BlackRock or its affiliates and their past performance is no guarantee of our future results.

## [Table of Contents](#)

***We may not replicate the historical performance of other investment companies and funds with which our investment professionals have been affiliated.***

The 1940 Act imposes numerous constraints on the investment activities of BDCs. For example, BDCs are required to invest at least 70% of their total assets primarily in securities of U.S. private companies or thinly traded public companies (public companies with a market capitalization of less than \$250 million), cash, cash equivalents, U.S. government securities and high-quality debt investments that mature in one year or less. These constraints may hinder our Advisor's ability to take advantage of attractive investment opportunities and to achieve our investment objectives. In addition, the investment philosophy and techniques used by our Advisor may differ from those used by other investment companies and funds advised by our Advisor. Accordingly, we can offer no assurance that we will replicate the historical performance of other investment companies and funds with which our investment professionals have been affiliated, and we caution that our investment returns could be substantially lower than the returns achieved by such other companies.

***Substantially all of our portfolio investments are recorded at fair value as determined in good faith by or under the direction of our Board of Directors and, as a result, there is uncertainty regarding the value of our portfolio investments.***

There is not a readily available market value for substantially all of the investments in our portfolio. We value these investments quarterly at fair value as determined in good faith under the direction of our Board of Directors using a consistently applied valuation process in accordance with a documented valuation policy that has been reviewed and approved by our Board of Directors. Our Board of Directors utilizes the services of one or more independent valuation firms to aid in determining the fair value of these investments. Due to the inherent uncertainty and subjectivity of determining the fair value of investments that do not have a readily available market value, the fair value of our investments may differ significantly from the values that would have been used had a readily available market value existed for such investments and may differ materially from the amounts we realize on any dispositions of such investments. In addition, the impact of changes in the market environment and other events on the fair values of our investments that have no readily available market values may differ from the impact of such changes on the readily available market values for our other investments. Our net asset value could be adversely affected if our determinations regarding the fair value of our investments were materially higher than the values that we ultimately realize upon the disposal of such investments.

***We may in the future determine to fund a portion of our investments by issuing preferred stock, which would magnify the potential gains or losses and the risks of investing in us in the same manner as our borrowings.***

Preferred stock, which is another form of leverage, has the same risks to our common stockholders as borrowings because the dividends on any preferred stock we issue must be cumulative. Payment of such dividends and repayment of the liquidation preference of such preferred stock must take preference over any dividends or other payments to our common stockholders and preferred stockholders are not subject to any of our expenses or losses, and are not entitled to participate in any income or appreciation in excess of their stated preference.

The issuance of shares of preferred stock with dividend or conversion rights, liquidation preferences or other economic terms favorable to the holders of preferred stock could adversely affect the market price for our common stock by making an investment in the common stock less attractive. In addition, the dividends on any preferred stock we issue must be cumulative. Payment of dividends and repayment of the liquidation preference of preferred stock must take preference over any dividends or other payments to our common stockholders, and holders of preferred stock are not subject to any of our expenses or losses and are not entitled to participate in any income or appreciation in excess of their stated preference (other than convertible preferred stock that converts into common stock). In addition, under the 1940 Act, preferred stock constitutes a "senior security" for purposes of the 200% asset coverage test.

***We may experience fluctuations in our periodic results.***

We could experience fluctuations in our periodic results due to a number of factors, some of which are beyond our control, including our ability to make investments in companies that meet our investment criteria, the interest rates payable on the debt investments we make, the default rate on such investments, the level of our expenses (including the interest rates payable on our borrowings and the dividend rates on any preferred stock we may issue), variations in and the timing of the recognition of realized and unrealized gains or losses, the degree to which we encounter competition in our markets and general economic conditions. As a result of these factors, results for any period should not be relied upon as being indicative of performance in future periods.

***Changes in interest rates may affect our cost of capital and net investment income.***

General interest rate fluctuations may have a substantial negative impact on our investments, the value of our common stock and our rate of return on invested capital. A reduction in the interest rates on new investments relative to interest rates on current investments could also have an adverse impact on our net investment income. An increase in interest rates could decrease the value of any investments we hold which earn fixed interest rates, including subordinated loans, senior and junior secured and unsecured debt securities and loans and high-yield bonds, and also could increase our interest expense, thereby decreasing our net investment income. Also, an increase in interest rates available to investors could make investment in our common stock less attractive if we are not able to increase our distributions rate, which could reduce the value of our common stock.

***We may experience cyber-security incidents and are subject to cyber-security risks.***

Our business operations rely upon secure information technology systems for data processing, storage and reporting. Despite careful security and controls design, implementation and updating, our information technology systems could become subject to cyber-attacks. Cyber attacks include, but are not limited to, gaining unauthorized access to digital systems (e.g., through “hacking” or malicious software coding) for purposes of misappropriating assets or sensitive information, corrupting data, or causing operational disruption. Cyber attacks may also be carried out in a manner that does not require gaining unauthorized access, such as causing denial-of-service attacks on websites (i.e., efforts to make network services unavailable to intended users). Network, system, application and data breaches could result in operational disruptions or information misappropriation, which could have a material adverse effect on our business, results of operations and financial condition.

Cyber security failures or breaches by the Advisor, any sub-adviser(s) and other service providers (including, but not limited to, accountants, custodians, transfer agents and administrators), and the issuers of securities in which the Company invests, have the ability to cause disruptions and impact business operations, potentially resulting in financial losses, interference with the Company’s ability to calculate its net asset value, impediments to trading, the inability of our stockholders to transact business, violations of applicable privacy and other laws, regulatory fines, penalties, reputational damage, reimbursement or other compensation costs, or additional compliance costs. In addition, substantial costs may be incurred in order to prevent any cyber incidents in the future. While the Company has established a business continuity plan in the event of, and risk management systems to prevent, such cyber attacks, there are inherent limitations in such plans and systems including the possibility that certain risks have not been identified. Furthermore, we cannot control the cyber security plans and systems put in place by our service providers and issuers in which we invest. The Company and our stockholders could be negatively impacted as a result.

***The failure in cyber-security systems, as well as the occurrence of events unanticipated in our disaster recovery systems and management continuity planning could impair our ability to conduct business effectively.***

The occurrence of a disaster such as a cyber-attack, a natural catastrophe, an industrial accident, a terrorist attack or war, events unanticipated in our disaster recovery systems, or a support failure from external providers, could have an adverse effect on our ability to conduct business and on our results of operations and financial

## [Table of Contents](#)

condition, particularly if those events affect our computer-based data processing, transmission, storage, and retrieval systems or destroy data. If a significant number of our managers were unavailable in the event of a disaster, our ability to effectively conduct our business could be severely compromised.

We depend heavily upon computer systems to perform necessary business functions. Despite our implementation of a variety of security measures, our computer systems could be subject to cyber-attacks and unauthorized access, such as physical and electronic break-ins or unauthorized tampering. Like other companies, we may experience threats to our data and systems, including malware and computer virus attacks, unauthorized access, system failures and disruptions. If one or more of these events occurs, it could potentially jeopardize the confidential, proprietary and other information processed and stored in, and transmitted through, our computer systems and networks, or otherwise cause interruptions or malfunctions in our operations, which could result in damage to our reputation, financial losses, litigation, increased costs, regulatory penalties and/or customer dissatisfaction or loss.

***We are dependent on information systems and systems failures could significantly disrupt our business, which may, in turn, negatively affect the market price of our common stock and our ability to pay dividends.***

Our business is dependent on our and third parties' communications and information systems. Any failure or interruption of those systems, including as a result of the termination of an agreement with any third-party service providers, could cause delays or other problems in our activities. Our financial, accounting, data processing, backup or other operating systems and facilities may fail to operate properly or become disabled or damaged as a result of a number of factors including events that are wholly or partially beyond our control and adversely affect our business. There could be:

- sudden electrical or telecommunications outages;
- natural disasters such as earthquakes, tornadoes and hurricanes;
- disease pandemics;
- events arising from local or larger scale political or social matters, including terrorist acts; and
- cyber-attacks.

These events, in turn, could have a material adverse effect on our operating results and negatively affect the market price of our common stock and our ability to pay dividends to our stockholders.

### **Risks Related to Our Investments**

***Our investments are risky and highly speculative, and we could lose all or part of our investment.***

Investing in private middle-market companies involves a high degree of risk and our financial results may be affected adversely if one or more of our significant portfolio investments defaults on its loans or fails to perform as we expect. We invest primarily in middle-market companies in the form of senior and junior secured and unsecured debt securities and loans, each of which may include an equity component, and by making direct preferred, common and other equity investments in such companies.

Investing in private middle-market companies involves a number of significant risks, including these companies:

- may have limited financial resources and may be unable to meet their obligations under their debt securities that we hold, which may be accompanied by a deterioration in the value of any collateral and a reduction in the likelihood of us realizing any guarantees we may have obtained in connection with our investment;
- typically have shorter operating histories, narrower product lines and smaller market shares than larger businesses, which tend to render them more vulnerable to competitors' actions and market conditions, as well as general economic downturns;

## Table of Contents

- are more likely to depend on the management talents and efforts of a small group of persons; therefore, the death, disability, resignation or termination of one or more of these persons could have a material adverse impact on our portfolio company and, in turn, on us;
- generally have less predictable operating results, may from time to time be parties to litigation, may be engaged in rapidly changing businesses with products subject to a substantial risk of obsolescence, and may require substantial additional capital to support their operations, finance expansion or maintain their competitive position;
- may have difficulty accessing the capital markets to meet future capital needs, which may limit their ability to grow or to repay their outstanding indebtedness upon maturity;
- our executive officers, directors and the Advisor may, in the ordinary course of business, be named as defendants in litigation arising from our investments in the portfolio companies;
- there is generally little public information about these companies; these companies and their financial information are not subject to the Exchange Act and other regulations that govern public companies, and we may be unable to uncover all material information about these companies, which may prevent us from making a fully informed investment decision and cause us to lose money on our investments;
- changes in laws and regulations, as well as their interpretations, may adversely affect the business, financial structure or prospects of these companies; and
- these companies may have difficulty accessing the capital markets to meet future capital needs.

In addition, in the course of providing significant managerial assistance to certain of our portfolio companies, certain of our officers and directors may serve as directors on the boards of such companies. To the extent that litigation arises out of our investments in these companies, our officers and directors may be named as defendants in such litigation, which could result in an expenditure of funds (through our indemnification of such officers and directors) and the diversion of management time and resources.

### ***We and the Advisor may be a party to legal proceedings in connection with our investments in our portfolio companies.***

From time to time, we and the Advisor may be a party to certain legal proceedings incidental to the normal course of our business, including the enforcement of our rights under contracts with our portfolio companies. While we cannot predict the outcome of these legal proceedings with certainty, we do not expect that these proceedings will have a material effect on our consolidated financial statements. We have been named as a defendant, together with BlackRock Kelso Capital Advisors LLC, our prior investment adviser, and certain other defendants, in two wrongful death and personal injury actions filed in West Virginia at the facilities of one of our portfolio companies. We and BlackRock Kelso Capital Advisors LLC have filed motions to dismiss both cases. The litigations are in the early stages and it is not possible to predict with a reasonable degree of certainty the likelihood of an unfavorable outcome or the range of a potential loss, if any.

### ***An investment strategy focused primarily on privately held companies presents certain challenges, including the lack of available information about these companies.***

We invest primarily in privately held companies. Generally, little public information exists about these companies. We must therefore rely on the ability of our investment adviser to obtain adequate information to evaluate the potential risks of investing in these companies. These companies and their financial information generally are not subject to the Sarbanes-Oxley Act of 2002 and other rules that govern public companies. If we are unable to uncover all material information about these companies, we may not make a fully informed investment decision, and we may lose money on our investments. These factors could affect our investment returns.

***Our investments in lower credit quality obligations are risky and highly speculative, and we could lose all or part of our investment.***

Most of our debt investments are likely to be in lower grade obligations. The lower grade investments in which we invest may be rated below investment grade by one or more nationally-recognized statistical rating agencies at the time of investment or may be unrated but determined by the Advisor to be of comparable quality. Debt securities rated below investment grade are commonly referred to as “junk bonds” and are considered speculative with respect to the issuer’s capacity to pay interest and repay principal. The debt that we invest in typically is not initially rated by any rating agency, but we believe that if such investments were rated, they would be below investment grade (rated lower than “Baa3” by Moody’s Investors Service, lower than “BBB-” by Fitch Ratings or lower than “BBB-” by Standard & Poor’s). We may invest without limit in debt of any rating, as well as debt that has not been rated by any nationally recognized statistical rating organization.

Investment in lower grade investments involves a substantial risk of loss. Lower grade securities or comparable unrated securities are considered predominantly speculative with respect to the issuer’s ability to pay interest and principal and are susceptible to default or decline in market value due to adverse economic and business developments. The market values for lower grade debt tend to be very volatile and are less liquid than investment grade securities. For these reasons, your investment in our company is subject to the following specific risks: increased price sensitivity to a deteriorating economic environment; greater risk of loss due to default or declining credit quality; adverse company specific events are more likely to render the issuer unable to make interest and/or principal payments; and if a negative perception of the lower grade debt market develops, the price and liquidity of lower grade securities may be depressed. This negative perception could last for a significant period of time.

***Any investments in distressed debt obligations may not produce income and may require us to bear large expenses in order to protect and recover our investment.***

At times, distressed debt obligations may not produce income and may require us to bear certain extraordinary expenses (including legal, accounting, valuation and transaction expenses) in order to protect and recover our investment. Therefore, to the extent we invest in distressed debt, our ability to achieve current income for our stockholders may be diminished. We also will be subject to significant uncertainty as to when and in what manner and for what value the distressed debt we invest in will eventually be satisfied (e.g., through liquidation of the obligor’s assets, an exchange offer or plan of reorganization involving the distressed debt securities or a payment of some amount in satisfaction of the obligation). In addition, even if an exchange offer is made or plan of reorganization is adopted with respect to distressed debt we hold, there can be no assurance that the securities or other assets received by us in connection with such exchange offer or plan of reorganization will not have a lower value or income potential than may have been anticipated when the investment was made. Moreover, any securities received by us upon completion of an exchange offer or plan of reorganization may be restricted as to resale. As a result of our participation in negotiations with respect to any exchange offer or plan of reorganization with respect to an issuer of distressed debt, we may be restricted from disposing of such securities.

***If we invest in preferred stock, we may incur additional risks.***

To the extent we invest in preferred securities, we may incur particular risks, including:

- Preferred securities may include provisions that permit the issuer, at its discretion, to defer distributions for a stated period without any adverse consequences to the issuer. If we own a preferred security that is deferring its distributions, we may be required to report income for tax purposes before we receive such distributions. Preferred securities are subordinated to bonds and other debt instruments in a company’s capital structure in terms of priority to corporate income and liquidation payments, and therefore will be subject to greater credit risk than more senior debt instruments; and
- Generally, preferred security holders have no voting rights with respect to the issuing company unless preferred dividends have been in arrears for a specified number of periods, at which time the preferred

security holders may elect a number of directors to the issuer's board. Generally, once all the arrearages have been paid, the preferred security holders no longer have voting rights.

***Our equity investments may decline in value.***

The equity securities in which we invest may not appreciate or may decline in value. We may thus not be able to realize gains from our equity securities, and any gains that we do realize on the disposition of any equity securities may not be sufficient to offset any other losses we experience. As a result, the equity securities in which we invest may decline in value, which may negatively impact our ability to pay distributions and cause you to lose all or part of your investment.

***We may expose ourselves to risks if we engage in hedging transactions.***

We may enter into hedging transactions, which could expose us to risks associated with such transactions. We may utilize instruments such as forward contracts and interest rate swaps, caps, collars and floors to seek to hedge against fluctuations in the relative values of our portfolio positions and amounts due under our debt arrangements from changes in market interest rates. Use of these hedging instruments may include counterparty credit risk. Utilizing such hedging instruments does not eliminate the possibility of fluctuations in the values of such positions and amounts due under our debt arrangements or prevent losses if the values of such positions decline. However, such hedging can establish other positions designed to gain from those same developments, thereby offsetting the decline in the value of such portfolio positions. Such hedging transactions may also limit the opportunity for gain if the values of the underlying portfolio positions should increase. Moreover, it may not be possible to hedge against an interest rate fluctuation that is so generally anticipated that we are not able to enter into a hedging transaction at an acceptable price.

The success of our hedging transactions will depend on our ability to correctly predict movements and interest rates. Therefore, while we may enter into such transactions to seek to reduce interest rate risks, unanticipated changes in interest rates may result in poorer overall investment performance than if we had not engaged in any such hedging transactions. In addition, the degree of correlation between price movements of the instruments used in a hedging strategy and price movements in the portfolio positions being hedged may vary. Moreover, for a variety of reasons, we may not seek to establish a perfect correlation between such hedging instruments and the portfolio holdings or debt arrangements being hedged. Any such imperfect correlation may prevent us from achieving the intended hedge and expose us to risk of loss. See also "—Changes in interest rates may affect our cost of capital and net investment income."

***Economic recessions or downturns could impair our portfolio companies and harm our operating results.***

Many of our portfolio companies may be susceptible to economic slowdowns or recessions and may be unable to repay our loans during these periods. Therefore, our non-performing assets may increase and the value of our portfolio may decrease during these periods as we are required to record the values of our investments. Adverse economic conditions also may decrease the value of collateral securing some of our loans and the value of our equity investments. Economic slowdowns or recessions could lead to financial losses in our portfolio and a decrease in revenues, net income and assets. Unfavorable economic conditions also could increase our funding costs, limit our access to the capital markets or result in a decision by lenders not to extend credit to us. These events could prevent us from increasing investments and harm our operating results.

***Cyclicality within the energy sector may adversely affect some of our portfolio companies.***

Industries within the energy sector are cyclical with fluctuations in commodity prices and demand for, and production of commodities driven by a variety of factors. The highly cyclical nature of the industries within the energy sector may lead to volatile changes in commodity prices, which may adversely affect the earnings of energy companies in which we may invest and the performance and valuation of our portfolio.

***The lack of liquidity in our investments may adversely affect our business.***

We make investments in private companies. A portion of these investments may be subject to legal and other restrictions on resale, transfer, pledge or other disposition or will otherwise be less liquid than publicly traded securities. The illiquidity of our investments may make it difficult for us to sell such investments if the need arises. In addition, if we are required to liquidate all or a portion of our portfolio quickly, we may realize significantly less than the value at which we have previously recorded our investments. In addition, we face other restrictions on our ability to liquidate an investment in a business entity to the extent that we or the Advisor has or could be deemed to have material non-public information regarding such business entity.

***Our portfolio companies may incur debt that ranks equally with, or senior to, our investments in such companies.***

Our portfolio companies usually will have, or may be permitted to incur, other debt that ranks equally with, or senior to, debt securities in which we invest. By their terms, such debt instruments may provide that the holders are entitled to receive payment of interest or principal on or before the dates on which we are entitled to receive payments. Also, in the event of insolvency, liquidation, dissolution, reorganization or bankruptcy of a portfolio company, holders of debt instruments ranking senior to our investment in that portfolio company would typically be entitled to receive payment in full before we receive any distribution in respect of our investment. After repaying such senior creditors, the portfolio company may not have any remaining assets to use for repaying its obligations to us. In the case of debt ranking equally with debt securities in which we invest, we would have to share on an equal basis any distributions with other creditors holding such debt in the event of an insolvency, liquidation, dissolution, reorganization or bankruptcy of the relevant portfolio company. In addition, we may not be in a position to control any portfolio company by investing in its debt securities. As a result, we are subject to the risk that a portfolio company in which we invest may make business decisions with which we disagree, and the management of such company, as representatives of the holders of its common equity, may take risks or otherwise act in ways that do not serve our interests as debt investors.

***Because we generally do not hold controlling equity interests in our portfolio companies, we may not be in a position to exercise control over our portfolio companies or to prevent decisions by management of our portfolio companies that could decrease the value of our investments.***

We generally do not hold controlling equity positions in our portfolio companies. As a result, we are subject to the risk that a portfolio company may make business decisions with which we disagree, and that the management and/or stockholders of a portfolio company may take risks or otherwise act in ways that are adverse to our interests. Due to the lack of liquidity of the debt and equity investments that we typically hold in our portfolio companies, we may not be able to dispose of our investments in the event we disagree with the actions of a portfolio company and may therefore suffer a decrease in the value of our investments.

***Concentration of our assets in an issuer, industry or sector may present more risks than if we were more broadly diversified over numerous issuers, industries and sectors of the economy.***

We are classified as a non-diversified investment company within the meaning of the 1940 Act, which means that we are not limited by the 1940 Act with respect to the proportion of our assets that we may invest in securities of a single issuer. To the extent that we assume large positions in the securities of a small number of issuers, our net asset value may fluctuate to a greater extent than that of a diversified investment company as a result of changes in the financial condition or the market's assessment of the issuer. We may also be more susceptible to any single economic or regulatory occurrence than a diversified investment company.

In addition, we may, from time to time, invest a substantial portion of our assets in the securities of issuers in any single industry or sector of the economy or in only a few issuers. We cannot predict the industries or sectors in which our investment strategy may cause us to concentrate and cannot predict the level of our



diversification among issuers to ensure that we satisfy diversification requirements for qualification as a RIC for U.S. federal income tax purposes. A downturn in an industry or sector in which we are concentrated would have a larger impact on us than on a company that does not concentrate in that particular industry or sector. Furthermore, the Advisor has not made and does not intend to make any determination as to the allocation of assets among different classes of securities. At any point in time we may be highly concentrated in a single type of asset, such as junior unsecured loans or distressed debt. Consequently, events which affect a particular asset class disproportionately could have an equally disproportionate effect on us.

***Our failure to make follow-on investments in our portfolio companies could impair the value of our portfolio.***

Following an initial investment in a portfolio company, we may make additional investments in that portfolio company as “follow-on” investments in order to: (i) increase or maintain in whole or in part our equity ownership percentage; (ii) exercise warrants, options or convertible securities that were acquired in the original or any subsequent financing; or (iii) attempt to preserve or enhance the value of our investments. We may elect not to make follow-on investments or otherwise lack sufficient funds to make those investments. We will have the discretion to make any follow-on investments, subject to the availability of capital resources. The failure to make follow-on investments may, in some circumstances, jeopardize the continued viability of a portfolio company and our initial investment, or may result in a missed opportunity for us to maintain or increase our participation in a successful operation. Even if we have sufficient capital to make a desired follow-on investment, we may elect not to make a follow-on investment because we may not want to increase our concentration of risk, either because we prefer other opportunities or because we are subject to BDC requirements that would prevent such follow-on investments or the desire to maintain our RIC status.

***Our investments in foreign securities may involve significant risks in addition to the risks inherent in U.S. investments.***

Our investment strategy contemplates that a portion of our investments may be in securities of foreign companies. Investing in foreign companies may expose us to additional risks not typically associated with investing in U.S. companies. These risks include changes in exchange control regulations, political and social instability, expropriation, imposition of foreign taxes (potentially at confiscatory levels), less liquid markets and less available information than is generally the case in the U.S., higher transaction costs, less government supervision of exchanges, brokers and issuers, less developed bankruptcy laws, difficulty in enforcing contractual obligations, lack of uniform accounting and auditing standards and greater price volatility.

Although most of our investments are denominated in U.S. dollars, our investments that are denominated in a foreign currency are subject to the risk that the value of a particular currency may change in relation to one or more other currencies. Among the factors that may affect currency values are trade balances, the level of short-term interest rates, differences in relative values of similar assets in different currencies, long-term opportunities for investment and capital appreciation, and political developments. We may employ hedging techniques to minimize these risks, but we can offer no assurance that we will, in fact, hedge currency risk or, that if we do, such strategies will be effective.

***Our investments in the healthcare sector face considerable uncertainties including substantial regulatory challenges.***

Our investments in the healthcare sector are subject to substantial risks. The laws and rules governing the business of healthcare companies and interpretations of those laws and rules are subject to frequent change. Broad latitude is given to the agencies administering those regulations. Existing or future laws and rules could force our portfolio companies engaged in healthcare to change how they do business, restrict revenue, increase costs, change reserve levels, change business practices and increase liability in federal and state courts. Healthcare companies often must obtain and maintain regulatory approvals to market many of their products,

change prices for certain regulated products and to consummate some of their acquisitions and divestitures. Delays in obtaining or failure to obtain or maintain these approvals could reduce revenue or increase costs. Policy changes on the local, state and federal level, such as the expansion of the government's role in the health care arena and alternative assessments and tax increases specific to the healthcare industry or healthcare products as part of federal health care reform initiatives, could fundamentally change the dynamics of the healthcare industry.

***Our investments in the financial services sector are subject to various risks including volatility and extensive government regulation.***

These risks include the effects of changes in interest rates on the profitability of financial services companies, the rate of corporate and consumer debt defaults, price competition, governmental limitations on a company's loans, other financial commitments, product lines and other operations and recent ongoing changes in the financial services industry (including consolidations, development of new products and changes to the industry's regulatory framework). The deterioration of the credit markets starting in late 2007 generally has caused an adverse impact in a broad range of markets, including U.S. and international credit and interbank money markets generally, thereby affecting a wide range of financial institutions and markets. In particular, events in the financial sector in late 2008 resulted, and may continue to result, in an unusually high degree of volatility in the financial markets, both domestic and foreign. This situation has created instability in the financial markets and caused certain financial services companies to incur large losses. Insurance companies have additional risks, such as heavy price competition, claims activity and marketing competition, and can be particularly sensitive to specific events such as man-made and natural disasters (including weather catastrophes), terrorism, mortality risks and morbidity rates.

***Our investments in the consumer products sector are subject to various risks including cyclical risks associated with the overall economy.***

General risks of companies in the consumer products sector include cyclicity of revenues and earnings, economic recession, currency fluctuations, changing consumer tastes, extensive competition, product liability litigation and increased government regulation. Generally, spending on consumer products is affected by the health of consumers. Companies in the consumer products sectors are subject to government regulation affecting the permissibility of using various food additives and production methods, which regulations could affect company profitability. A weak economy and its effect on consumer spending would adversely affect companies in the consumer products sector.

***Our investments in the chemicals sector are subject to various risks including risks related to the costs of raw materials and energy.***

General risks of companies in the chemicals industry include safety or product liability issues, costs of raw materials and energy, including crude oil, and competition in global markets. The chemicals industry is highly competitive, both within the industry and with other industries, which puts pressure on prices. Prices are subject to international supply and demand as well as to the purchase costs of raw materials and energy. Markets for chemical products, as well as prices for raw materials and energy used by the chemicals industry, are cyclical and volatile and the costs of raw materials and energy represent a substantial portion of the industry's production costs and operating expenses. In addition, manufacturing facilities in the chemicals industry are subject to planned and unplanned production shutdowns, turnarounds and outages, which could have an adverse effect on long-term production. Chemical companies are also subject to extensive federal, state, local and foreign regulation, which could inhibit or interrupt operations or require modifications to manufacturing facilities.

***Cyclicity within the energy sector may adversely affect some of our portfolio companies.***

Industries within the energy sector are cyclical with fluctuations in commodity prices and demand for, and production of commodities driven by a variety of factors. The highly cyclical nature of the industries within the

## [Table of Contents](#)

energy sector may lead to volatile changes in commodity prices, which may adversely affect the earnings of energy companies in which we may invest and the performance and valuation of our portfolio.

### ***The effect of global climate change may impact the operations of our portfolio companies.***

There may be evidence of global climate change. Climate change creates physical and financial risk and some of our portfolio companies may be adversely affected by climate change. For example, the needs of customers of energy companies vary with weather conditions, primarily temperature and humidity. To the extent weather conditions are affected by climate change, energy use could increase or decrease depending on the duration and magnitude of any changes. Increases in the cost of energy could adversely affect the cost of operations of our portfolio companies if the use of energy products or services is material to their business. A decrease in energy use due to weather changes may affect some of our portfolio companies' financial condition, through decreased revenues. Extreme weather conditions in general require more system backup, adding to costs, and can contribute to increased system stresses, including service interruptions.

### **Risks Related to Our Operations as a BDC**

#### ***Our ability to enter into transactions with our affiliates is restricted.***

We are prohibited under the 1940 Act from knowingly participating in certain transactions with certain of our affiliates without the prior approval of our independent directors and, in some cases, of the SEC. Any person that owns, directly or indirectly, 5% or more of our outstanding voting securities will be our affiliate for purposes of the 1940 Act and we are generally prohibited from buying or selling any security (other than our securities) from or to such affiliate, absent the prior approval of our independent directors. The 1940 Act also prohibits certain "joint" transactions with certain of our affiliates, which could include investments in the same portfolio company (whether at the same or different times), without prior approval of our independent directors and, in some cases, of the SEC. We are prohibited from buying or selling any security from or to any person who owns more than 25% of our voting securities or certain of that person's affiliates, or entering into prohibited joint transactions with such persons, absent the prior approval of the SEC through an exemptive order (other than in certain limited situations pursuant to current regulatory guidance). The analysis of whether a particular transaction constitutes a joint transaction requires a review of the relevant facts and circumstances then existing. Similar restrictions limit our ability to transact business with our officers or directors or their affiliates.

#### ***Regulations governing our operation as a BDC affect our ability to, and the way in which we, raise additional capital.***

Our business requires a substantial amount of capital. We may acquire additional capital from the issuance of senior securities or other indebtedness, the issuance of additional shares of our common stock or from securitization transactions. However, we may not be able to raise additional capital in the future on favorable terms or at all. We may issue debt securities or preferred securities, which we refer to collectively as "senior securities," and we may borrow money from banks or other financial institutions, up to the maximum amount permitted by the 1940 Act. The 1940 Act permits us to issue senior securities or incur indebtedness only in amounts such that our asset coverage, as defined in the 1940 Act, equals at least 200% after such issuance or incurrence. Our ability to make distributions or issue additional senior securities would be restricted if our asset coverage ratio were not at least 200%. If the value of our assets declines, we may be unable to satisfy this test. If that happens, we may be required to liquidate a portion of our investments and repay a portion of our indebtedness at a time when such sales may be disadvantageous.

- *Senior Securities.* As a result of issuing senior securities, we would also be exposed to typical risks associated with leverage, including an increased risk of loss. If we issue preferred securities they would rank "senior" to common stock in our capital structure, preferred stockholders would have separate voting rights and may have rights, preferences or privileges more favorable than those of our common

stockholders. Furthermore, the issuance of preferred securities could have the effect of delaying, deferring or preventing a transaction or a change of control that might involve a premium price for our common stockholders or otherwise be in the best interests of our common stockholders.

- *Additional Common Stock.* Our Board of Directors may decide to issue common stock to finance our operations rather than issuing debt or other senior securities. As a BDC, we are generally not able to issue our common stock at a price below net asset value, or issue securities convertible into common stock, without first obtaining the required approvals from our stockholders and our independent directors. We may also make rights offerings to our stockholders. If we raise additional capital by issuing more common stock or senior securities convertible into, or exchangeable for, our common stock, the percentage ownership of our common stockholders at that time would decrease, and our common stockholders may experience dilution.
- *Securitization.* In addition to issuing securities to raise capital as described above, we anticipate that in the future we may securitize our loans to generate cash for funding new investments. To securitize loans, we may create a wholly-owned subsidiary, contribute a pool of loans to the subsidiary and have the subsidiary issue primarily investment grade debt securities to purchasers who we would expect would be willing to accept a substantially lower interest rate than the loans earn. We would retain all or a portion of the equity in the securitized pool of loans. Our retained equity would be exposed to any losses on the portfolio of loans before any of the debt securities would be exposed to such losses. An inability to successfully securitize our loan portfolio could limit our ability to grow our business and fully execute our business strategy and adversely affect our earnings, if any. Moreover, the successful securitization of our loan portfolio might expose us to losses as the residual loans in which we do not sell interests will tend to be those that are riskier and more apt to generate losses.

***Stockholders will likely incur dilution if we sell or otherwise issue shares of our common stock or securities to subscribe for or convertible into shares of our common stock at prices below the then current net asset value per share of our common stock.***

We obtained approval at our 2014 Special Meeting of Stockholders to allow us the flexibility, with the approval of our Board of Directors, to sell or otherwise issue shares of our common stock at a price below its then current net asset value per share during the twelve month period following stockholders approval at the 2014 Special Meeting, subject to the policy of our Board of Directors that the Company shall not sell or otherwise issue more than 25% of the Company's then outstanding shares of common stock (immediately prior to such sale or issuance) at a price below its then current net asset value per share. Since we obtained this approval from stockholders, we may issue shares of our common stock at a price below its then current net asset value per share, subject to the foregoing conditions and the determination by our Board of Directors that such issuance and sale is in our and our stockholders' best interests.

In addition, we may also issue shares of common stock in certain limited circumstances under our dividend reinvestment plan and under interpretive advice issued by the Internal Revenue Service. Any sale or other issuance of shares of our common stock at a price below net asset value per share would result in an immediate dilution to the net asset value per share. This dilution would occur as a result of a proportionately greater decrease in a stockholder's interest in our earnings and assets and voting interest in us than the increase in our assets resulting from such issuance. Because the number of shares of common stock that could be so issued and the timing of any issuance is not currently known, the actual dilutive effect cannot be predicted. Such effects may be material, and we undertake to describe material risks and dilutive effects of any offering that we make at a price below our then current net asset value in the future in a prospectus supplement issued in connection with any such offering. We cannot predict whether shares of our common stock will trade above, at or below our net asset value.

***Changes in the laws or regulations governing our business or the businesses of our portfolio companies and any failure by us or our portfolio companies to comply with these laws or regulations could negatively affect the profitability of our operations or of our portfolio companies.***

We are subject to changing rules and regulations of federal and state governments, as well as the stock exchange on which our common stock is listed. These entities, including the Public Company Accounting Oversight Board, the SEC and The NASDAQ Global Select Market, have issued a significant number of new and increasingly complex requirements and regulations over the course of the last several years and continue to develop additional regulations. In particular, changes in the laws or regulations or the interpretations of the laws and regulations that govern BDCs, RICs or non-depository commercial lenders could significantly affect our operations and our cost of doing business. We are subject to federal, state and local laws and regulations and are subject to judicial and administrative decisions that affect our operations, including our loan originations, maximum interest rates, fees and other charges, disclosures to portfolio companies, the terms of secured transactions, collection and foreclosure procedures and other trade practices. If these laws, regulations or decisions change, or if we expand our business into jurisdictions that have adopted more stringent requirements than those in which we currently conduct business, we may have to incur significant expenses in order to comply, or we might have to restrict our operations. In addition, if we do not comply with applicable laws, regulations and decisions, we may lose licenses needed for the conduct of our business and be subject to civil fines and criminal penalties, any of which could have a material adverse effect upon our business, financial condition and results of operations.

***Any failure on our part to maintain our status as a BDC would reduce our operating flexibility.***

The 1940 Act imposes numerous constraints on the operations of BDCs. Any failure to comply with the requirements imposed on BDCs by the 1940 Act could cause the SEC to bring an enforcement action against us and/or expose us to claims of private litigants. In addition, upon approval of a majority of our stockholders, we may elect to withdraw our status as a BDC. If we decide to withdraw our election, or if we otherwise fail to qualify, or maintain our qualification, as a BDC, we may be subject to the substantially greater regulation under the 1940 Act as a closed-end investment company. Compliance with such regulations would significantly decrease our operating flexibility, and could significantly increase our costs of doing business.

***If we do not invest a sufficient portion of our assets in qualifying assets, we could fail to qualify as a BDC or be precluded from investing according to our current business strategy.***

As a BDC, we may not acquire any assets other than “qualifying assets” unless, at the time of and after giving effect to such acquisition, at least 70% of our total assets are qualifying assets. We believe that most of the investments that we may acquire in the future will constitute qualifying assets. However, we may be precluded from investing in what we believe are attractive investments if such investments are not qualifying assets for purposes of the 1940 Act. If we do not invest a sufficient portion of our assets in qualifying assets, we could be found to be in violation of the 1940 Act provisions applicable to BDCs, which would have a material adverse effect on our business, financial condition and results of operations. Similarly, these rules could prevent us from making follow-on investments in existing portfolio companies (which could result in the dilution of our position) or could require us to dispose of investments at inappropriate times in order to come into compliance with the 1940 Act. Because most of our investments will be in private companies, and therefore will be relatively illiquid, any such dispositions could be made at disadvantageous prices and could result in substantial losses.

***Loss of status as a RIC would reduce our net asset value and distributable income.***

We currently qualify as a RIC under the Code and intend to continue to qualify each year as a RIC. As a RIC we do not have to pay federal income taxes on our income (including realized gains) that is distributed to our stockholders, provided that we satisfy certain distribution requirements. Accordingly, we are not permitted under accounting rules to establish reserves for taxes on our unrealized capital gains. If we fail to qualify for RIC

## [Table of Contents](#)

status in any year, to the extent that we had unrealized gains, we would have to establish reserves for taxes, which would reduce our net asset value. In addition, if we, as a RIC, were to decide to make a deemed distribution of net realized capital gains and retain the net realized capital gains, we would have to establish appropriate reserves for taxes that we would have to pay on behalf of stockholders. It is possible that establishing reserves for taxes could have a material adverse effect on the value of our common stock. See “Material U.S. Federal Tax Matters.”

***We will be subject to corporate-level income tax if we are unable to maintain our qualification as a RIC under Subchapter M of the Code or do not satisfy the annual distribution requirement.***

To maintain RIC status and be relieved of federal taxes on income and gains distributed to our stockholders, we must meet the following annual distribution, income source and asset diversification requirements.

- The annual distribution requirement for a RIC will be satisfied if we distribute to our stockholders on an annual basis at least 90% of our net ordinary income and realized net short-term capital gains in excess of realized net long-term capital losses, if any. Because we may use debt financing, we are subject to an asset coverage ratio requirement under the 1940 Act and we may be subject to certain financial covenants under our debt arrangements that could, under certain circumstances, restrict us from making distributions necessary to satisfy the distribution requirement. If we are unable to obtain cash from other sources, we could fail to qualify for RIC tax treatment and thus become subject to corporate-level income tax.
- The income source requirement will be satisfied if we obtain at least 90% of our income for each year from dividends, interest, gains from the sale of stock or securities or similar sources.
- The asset diversification requirement will be satisfied if we meet certain asset diversification requirements at the end of each quarter of our taxable year. To satisfy this requirement, at least 50% of the value of our assets must consist of cash, cash equivalents, U.S. government securities, securities of other RICs, and other acceptable securities; and no more than 25% of the value of our assets can be invested in the securities, other than U.S. government securities or securities of other RICs, of one issuer, of two or more issuers that are controlled, as determined under applicable Code rules, by us and that are engaged in the same or similar or related trades or businesses or of certain “qualified publicly traded partnerships.” Failure to meet these requirements may result in our having to dispose of certain investments quickly in order to prevent the loss of RIC status. Because most of our investments will be in private companies, and therefore will be relatively illiquid, any such dispositions could be made at disadvantageous prices and could result in substantial losses.

If we fail to qualify for or maintain RIC status for any reason and are subject to corporate-level income tax, the resulting corporate-level taxes could substantially reduce our net assets, the amount of income available for distribution and the amount of our distributions. Such a failure would have a material adverse effect on us and our stockholders. The “Regulated Investment Company Modernization Act of 2010,” which is effective for 2011 and later tax years, provides some relief from RIC disqualification due to failures of the income source and asset diversification requirements, although there may be additional taxes due in such cases. We cannot assure you that we would qualify for any such relief should we fail the income source or asset diversification requirements.

### **Risks Relating to Offerings Pursuant to this Prospectus**

***Our shares of common stock have traded at a discount from net asset value and may do so again in the future, which could limit our ability to raise additional equity capital.***

Shares of closed-end investment companies, including business development companies, may trade at a market discount from net asset value. This characteristic of closed-end investment companies and business

## [Table of Contents](#)

development companies is separate and distinct from the risk that our net asset value per share may decline. In the past, the stocks of BDCs as an industry, including shares of our common stock, have traded below net asset value and at historic lows as a result of concerns over liquidity, leverage restrictions and distribution requirements. When our common stock is trading below its net asset value per share, we will generally not be able to issue additional shares of our common stock at its market price without first obtaining approval for such issuance from our stockholders and our independent directors. At our 2014 Special Meeting of Stockholders, subject to certain conditions and Board of Directors determinations, our stockholders approved our ability to sell or otherwise issue shares of our common stock at a price below its then current net asset value per share for a twelve month period expiring on the anniversary of the date of stockholder approval.

### ***Investing in our common stock may involve an above average degree of risk.***

The investments we make in accordance with our investment objective may result in a higher amount of risk than alternative investment options and a higher risk of volatility or loss of principal. Our investments in portfolio companies involve higher levels of risk, and therefore, an investment in our shares may not be suitable for someone with lower risk tolerance.

### ***The price of our common stock may fluctuate significantly.***

As with any company, the price of our common stock will fluctuate with market conditions and other factors. The market price and liquidity of the market for our common stock may from time to time be affected by a number of factors, which include, but are not limited to, the following:

- volatility in the market price and trading volume of common stocks of BDCs or other financial services companies, which are not necessarily related to the operating performance of these companies;
- investors' general perception of our company, the economy and general market conditions;
- our quarterly results of operations;
- our origination activity, including the pace of, and competition for, new investment opportunities;
- the financial performance of the specific industries in which we invest on a recurring basis, including without limitation, our investments in the business services and healthcare industries;
- announcements of strategic developments, acquisitions and other material events by us or our competitors;
- changes in regulatory policies or tax guidelines, particularly with respect to RICs or BDCs;
- loss of RIC status;
- changes in earnings or variations in operating results;
- changes in the value of our portfolio of investments;
- any shortfall in revenue or net income or any increase in losses from levels expected by investors or securities analysts;
- departure of key personnel from the Advisor;
- operating performance of companies comparable to us;
- short-selling pressure with respect to shares of our common stock or BDCs generally;
- general economic trends and other external factors, including price and volume fluctuations in the overall stock market; and
- loss of a major funding source.

***Our shares may trade at discounts from net asset value or at premiums that are unsustainable over the long term.***

Shares of BDCs may trade at a market price that is less than the net asset value that is attributable to those shares. Our shares have traded above and below our net asset value. The possibility that our shares of common stock will trade at a discount from net asset value or at a premium that is unsustainable over the long term is separate and distinct from the risk that our net asset value will decrease. It is not possible to predict whether our shares will trade at, above or below net asset value in the future.

***Sales of substantial amounts of our common stock in the public market may have an adverse effect on the market price of our common stock.***

The shares of our common stock beneficially owned by our principal stockholders are generally available for resale, subject to the provisions of Rule 144 promulgated under the Securities Act. Sales of substantial amounts of our common stock, or the availability of such common stock for sale, could adversely affect the prevailing market prices for our common stock. If this occurs and continues, it could impair our ability to raise additional capital through the sale of securities should we desire to do so.

***Our capital-raising activities may have an adverse effect on the market price of our common stock.***

When we issue securities or incur debt, we generally obtain cash or cash equivalents. Any increase in our holdings of cash or cash equivalents could adversely affect the prevailing market prices for our common stock, especially if we are unable to timely deploy the capital in suitable investments. The adverse impact on the prevailing market prices for our common stock could be greater if we issue debt securities or other securities requiring the payment of interest and are unable to timely deploy the capital in suitable investments.

***There is a risk that investors in our equity securities may not receive distributions or that our distributions may not grow over time.***

We intend to make distributions on a quarterly basis to our stockholders out of assets legally available for distribution. There can be no assurance that we will achieve investment results that will allow us to make a specified level of cash distributions or year-to-year increases in cash distributions. If we declare a distribution and if more stockholders opt to receive cash distributions rather than participate in our dividend reinvestment plan, we may be forced to sell some of our investments in order to make cash distributions. In addition, due to the asset coverage test applicable to us as a BDC, we may be limited in our ability to make distributions. Further, if we invest a greater amount of assets in equity securities that do not pay current dividends, it could reduce the amount available for distribution.

***If we issue preferred stock, the net asset value and market value of our common stock may become more volatile.***

We cannot assure you that the issuance of preferred stock would result in a higher yield or return to the holders of our common stock. The issuance of preferred stock would likely cause the net asset value and market value of our common stock to become more volatile. If the dividend rate on the preferred stock were to approach the net rate of return on our investment portfolio, the benefit of leverage to the holders of our common stock would be reduced. If the dividend rate on the preferred stock were to exceed the net rate of return on our portfolio, the leverage would result in a lower rate of return to the holders of our common stock than if we had not issued preferred stock. Any decline in the net asset value of our investment would be borne entirely by the holders of our common stock. Therefore, if the market value of our portfolio were to decline, the leverage would result in a greater decrease in net asset value to the holders of our common stock than if we were not leveraged through the issuance of preferred stock. This greater net asset value decrease would also tend to cause a greater decline in the market price of our common stock. We might be in danger of failing to maintain the required asset



coverage of the preferred stock or of losing our ratings on the preferred stock or, in an extreme case, our current investment income might not be sufficient to meet the dividend requirements on the preferred stock. In order to counteract such an event, we might need to liquidate investments in order to fund a redemption of some or all of the preferred stock. In addition, we would pay (and the holders of our common stock would bear) all costs and expenses relating to the issuance and ongoing maintenance of the preferred stock, including higher incentive fees if our total return exceeds the dividend rate on the preferred stock. Holders of preferred stock may have different interests than holders of common stock and may at times have disproportionate influence over our affairs.

***Holders of any preferred stock we might issue would have the right to elect members of our Board of Directors and class voting rights on certain matters.***

Holders of any preferred stock we might issue, voting separately as a single class, would have the right to elect two members of our Board of Directors at all times and in the event dividends become two full years in arrears would have the right to elect a majority of the directors until such arrearage is completely eliminated. In addition, preferred stockholders have class voting rights on certain matters, including changes in fundamental investment restrictions and conversion to open-end status, and accordingly can veto any changes. Restrictions imposed on the declarations and payment of dividends or other distributions to the holders of our common stock and preferred stock, both by the 1940 Act and by requirements imposed by rating agencies, might impair our ability to maintain our qualification as a RIC for federal income tax purposes. While we would intend to redeem our preferred stock to the extent necessary to enable us to distribute our income as required to maintain our qualification as a RIC, there can be no assurance that such actions could be effected in time to meet the tax requirements.

***Certain provisions of the Delaware General Corporation Law and our certificate of incorporation and bylaws could deter takeover attempts and have an adverse impact on the price of our common stock.***

The Delaware General Corporation Law, our amended certificate of incorporation and our amended and restated bylaws contain provisions that may have the effect of discouraging a third party from making an acquisition proposal for us. These anti-takeover provisions may inhibit a change in control in circumstances that could give the holders of our common stock the opportunity to realize a premium over the market price of our common stock. We have also adopted measures that may make it difficult for a third party to obtain control of us, including provisions of our amended certificate of incorporation and amended and restated bylaws dividing our Board of Directors in three classes serving staggered three-year terms, requiring the affirmative vote of the holders of 75% of the then outstanding shares of our capital stock entitled to vote to remove a director for cause, and, subject to the rights of any holders of preferred stock, filling any vacancy on our Board of Directors only by a vote of a majority of the directors then in office. The classification of our Board of Directors and the limitations on removal of directors and filling of vacancies could have the effect of making it more difficult for a third party to acquire us, or of discouraging a third party from acquiring us. Our certificate of incorporation and bylaws also provide that special meetings of the stockholders may only be called by our Board of Directors, Chairman, Chief Executive Officer or Secretary. These provisions, as well as other provisions of our amended certificate of incorporation and our amended and restated bylaws, may delay, defer or prevent a transaction or a change in control that might otherwise be in the best interests of our stockholders.

***Your interest in us may be diluted if you do not fully exercise your subscription rights in any rights offering. In addition, if the subscription price is less than our net asset value per share, then you will experience an immediate dilution of the aggregate net asset value of your shares.***

In the event we issue subscription rights, stockholders who do not fully exercise their subscription rights should expect that they will, at the completion of a rights offering pursuant to this prospectus, own a smaller proportional interest in us than would otherwise be the case if they fully exercised their rights. We cannot state precisely the amount of any such dilution in share ownership because we do not know at this time what proportion of the shares will be purchased as a result of such rights offering.

## [Table of Contents](#)

In addition, if the subscription price is less than the net asset value per share of our common stock, then our stockholders would experience an immediate dilution of the aggregate net asset value of their shares as a result of the offering. The amount of any decrease in net asset value is not predictable because it is not known at this time what the subscription price and net asset value per share will be on the expiration date of a rights offering or what proportion of the shares will be purchased as a result of such rights offering. Such dilution could be substantial.

### ***A trading market or market value of our debt securities may fluctuate.***

In the event we issue debt securities, they may or may not have an established trading market. We cannot assure you that a trading market for debt securities will ever develop or be maintained if developed. In addition to our creditworthiness, many factors may materially adversely affect the trading market for, and market value of, debt securities we may issue. These factors include, but are not limited to, the following:

- the time remaining to the maturity of these debt securities;
  - the outstanding principal amount of debt securities with terms identical to these debt securities;
  - the ratings assigned by national statistical ratings agencies;
  - the general economic environment;
  - the supply of debt securities trading in the secondary market, if any;
  - the redemption or repayment features, if any, of these debt securities;
  - the level, direction and volatility of market interest rates generally; and
  - market rates of interest higher or lower than rates borne by the debt securities.
- You should also be aware that there may be a limited number of buyers if and when you decide to sell your debt securities. This too may materially adversely affect the market value of the debt securities or the trading market for the debt securities.

### ***Terms relating to redemption may materially adversely affect your return on any debt securities that we may issue.***

If your debt securities are redeemable at our option, we may choose to redeem your debt securities at times when prevailing interest rates are lower than the interest rate paid on your debt securities. In addition, if your debt securities are subject to mandatory redemption, we may be required to redeem your debt securities also at times when prevailing interest rates are lower than the interest rate paid on your debt securities. In this circumstance, you may not be able to reinvest the redemption proceeds in a comparable security at an effective interest rate as high as your debt securities being redeemed.

### ***Our credit ratings may not reflect all risks of an investment in our debt securities.***

Our credit ratings are an assessment by third parties of our ability to pay our obligations. Consequently, real or anticipated changes in our credit ratings will generally affect the market value of our debt securities. Our credit ratings, however, may not reflect the potential impact of risks related to market conditions generally or other factors discussed above on the market value of or trading market for the publicly issued debt securities.

---

[Table of Contents](#)

***We may initially invest a portion of the net proceeds of offerings pursuant to this prospectus primarily in high-quality short-term investments, which will generate lower rates of return than those expected from the interest generated on first and second lien senior secured loans and mezzanine debt.***

We may initially invest a portion of the net proceeds of offerings pursuant to this prospectus primarily in cash, cash equivalents, U.S. government securities and other high-quality short-term investments. These securities generally earn yields substantially lower than the income that we anticipate receiving once we are fully invested in accordance with our investment objective. As a result, we may not, for a time, be able to achieve our investment objective and/or we may need to, for a time, decrease the amount of any dividend that we may pay to our stockholders to a level that is substantially lower than the level that we expect to pay when the net proceeds of offerings are fully invested in accordance with our investment objective. If we do not realize yields in excess of our expenses, we may incur operating losses and the market price of our shares may decline.

## SPECIAL NOTE REGARDING FORWARD-LOOKING STATEMENTS

This prospectus, and other statements that we may make, may contain forward-looking statements with respect to future financial or business performance, strategies or expectations. Forward-looking statements are typically identified by words or phrases such as “trend,” “opportunity,” “pipeline,” “believe,” “comfortable,” “expect,” “anticipate,” “current,” “intention,” “estimate,” “position,” “assume,” “potential,” “outlook,” “continue,” “remain,” “maintain,” “sustain,” “seek,” “achieve” and similar expressions, or future or conditional verbs such as “will,” “would,” “should,” “could,” “may” or similar expressions.

Forward-looking statements are subject to numerous assumptions, risks and uncertainties, which change over time. Forward-looking statements speak only as of the date they are made, and we assume no duty to and do not undertake to update forward-looking statements. Actual results could differ materially from those anticipated in forward-looking statements and future results could differ materially from historical performance.

In addition to factors previously identified elsewhere in this prospectus, including the “Risks” section of this prospectus, the following factors, among others, could cause actual results to differ materially from forward-looking statements or historical performance:

- our future operating results;
- our business prospects and the prospects of our portfolio companies;
- the impact of investments that we expect to make;
- our contractual arrangements and relationships with third parties;
- the dependence of our future success on the general economy and its impact on the industries in which we invest;
- the ability of our portfolio companies to achieve their objectives;
- our expected financings and investments;
- the adequacy of our cash resources and working capital, including our ability to obtain continued financing on favorable terms;
- the timing of cash flows, if any, from the operations of our portfolio companies;
- the impact of increased competition;
- the ability of the Advisor to locate suitable investments for us and to monitor and administer our investments;
- potential conflicts of interest in the allocation of opportunities between us and other investment funds managed by the Advisor or its affiliates;
- the ability of the Advisor to attract and retain highly talented professionals;
- fluctuations in foreign currency exchange rates;
- regulatory changes and other changes in law; and
- the impact of changes to tax legislation and, generally, our tax position.

The forward-looking statements in this prospectus are excluded from the safe harbor protection provided by Section 27A of the Securities Act and Section 21E of the Securities Exchange Act of 1934.

## USE OF PROCEEDS

We intend to use the net proceeds from selling securities pursuant to this prospectus for general corporate purposes, which include investing in portfolio companies in accordance with our investment objective and strategies and, pending such investments, investing the net proceeds of an offering in cash equivalents, U.S. government securities and other high-quality debt investments that mature in one year or less from the date of investment and repaying indebtedness. The supplement to this prospectus relating to an offering will more fully identify the use of the proceeds from such offering.

We anticipate that substantially all of the net proceeds of an offering of securities pursuant to this prospectus will be used for the above purposes within two years, depending on the availability of appropriate investment opportunities consistent with our investment objective and market conditions. Our portfolio currently consists primarily of senior loans, subordinated loans and equity securities. Pending our investments in new or existing portfolio companies, we plan to invest a portion of the net proceeds in cash equivalents, U.S. government securities and other high-quality debt investments that mature in one year or less from the date of investment and may use such funds for other general corporate purposes. The management fee payable by us will not be reduced while our assets are invested in such securities. See “Regulation—Temporary investments” for additional information about temporary investments we may make while waiting to make longer-term investments in pursuit of our investment objective.

## MANAGEMENT'S DISCUSSION AND ANALYSIS OF FINANCIAL CONDITION AND RESULTS OF OPERATIONS

*The information contained in this section should be read in conjunction with the selected financial data and our consolidated financial statements and notes thereto appearing elsewhere in this prospectus.*

### Overview

We were incorporated in Delaware on April 13, 2005, commenced operations with private funding on July 25, 2005 and completed our initial public offering on July 2, 2007. Our investment objective is to generate both current income and capital appreciation through our debt and equity investments. We invest primarily in middle-market companies and target investments throughout the capital structure that we believe provide an attractive risk-adjusted return. Although most of our investments are in senior and junior secured, unsecured and subordinated loans to U.S. private and certain public middle-market companies, we invest throughout the capital structure, which may include common and preferred equity, options and warrants, credit derivatives, high-yield bonds, distressed debt and other structured securities.

We are externally managed and have elected to be regulated as a BDC under the 1940 Act. As a BDC, we are required to comply with certain regulatory requirements. For instance, we generally have to invest at least 70% of our total assets in "qualifying assets," including securities of private or thinly traded public U.S. companies, cash, cash equivalents, U.S. Government securities and high-quality debt investments that mature in one year or less.

### Investments

Our level of investment activity can and does vary substantially from period to period depending on many factors, including the amount of debt and equity capital available to middle-market companies, the level of merger and acquisition activity, the general economic environment and the competitive environment for the types of investments we make.

As a BDC, we generally do not acquire any assets other than "qualifying assets" specified in the 1940 Act unless, at the time the acquisition is made, at least 70% of our total assets are qualifying assets (with certain limited exceptions). Qualifying assets include investments in "eligible portfolio companies." Under the relevant SEC rules, the term "eligible portfolio company" includes most private companies, companies whose securities are not listed on a national securities exchange, and certain public companies that have listed their securities on a national securities exchange and have a market capitalization of less than \$250 million. These rules also permit us to include as qualifying assets certain follow-on investments in companies that were eligible portfolio companies at the time of initial investment but that no longer meet the definition.

### Revenues

We generate revenues primarily in the form of interest on the debt we hold, dividends on our equity interests and capital gains on the sale of warrants and other debt or equity interests that we acquire in portfolio companies. Our investments in fixed income instruments generally have an expected maturity of three to ten years, although we have no lower or upper constraint on maturity, and typically bear interest at a fixed or floating rate. Interest on our debt securities is generally payable quarterly or semi-annually. In some cases, our debt instruments and preferred stock investments may defer payments of cash interest or dividends or pay interest or dividends in-kind. Any outstanding principal amount of our debt securities and any accrued but unpaid interest will generally become due at the maturity date. In addition, we may generate revenue in the form of prepayment fees, commitment, origination, capital structuring or due diligence fees, fees for providing significant managerial assistance.

*Expenses*

Our primary operating expenses include the payment of a base management fee and, depending on our operating results, an incentive management fee, interest and credit facility fees, expenses reimbursable under the investment management agreement (the “Management Agreement”), administration fees and the allocable portion of overhead under the administration agreement. The base management fee and incentive management fee compensate the Advisor for work in identifying, evaluating, negotiating, closing and monitoring our investments. Our Management Agreement with the Advisor provides that we will reimburse the Advisor for costs and expenses incurred by the Advisor for office space rental, office equipment and utilities allocable to the Advisor under the Management Agreement, as well as any costs and expenses incurred by the Advisor relating to any non-investment advisory, administrative or operating services provided by the Advisor to us. We bear all other costs and expenses of our operations and transactions, including those relating to:

- our organization;
- calculating our net asset value (including the cost and expenses of any independent valuation firms);
- expenses incurred by the Advisor payable to third parties in monitoring our investments and performing due diligence on prospective portfolio companies;
- interest payable on debt, if any, incurred to finance our investments;
- the costs of future offerings of common shares and other securities, if any;
- the base management fee and any incentive management fee;
- dividends and distributions on our preferred shares, if any, and common shares;
- administration fees payable under the administration agreement;
- fees payable to third parties relating to, or associated with, making investments;
- transfer agent, trustee, registrar, paying agent and custodial fees;
- registration fees;
- listing fees;
- taxes;
- independent director fees and expenses;
- costs of preparing and filing reports or other documents with the SEC;
- the costs of any reports, proxy statements or other notices to our stockholders, including printing costs;
- our fidelity bond;
- a portion of our directors and officers/errors and omissions liability insurance, and any other insurance premiums;
- indemnification payments;
- direct costs and expenses of administration, including audit and legal costs; and
- all other expenses reasonably incurred by us or the Administrator, such as the allocable portion of overhead under the administration agreement, including rent and other allocable portions of the cost of certain of our officers and their respective staffs.

Additionally, the Management Agreement provides that the Advisor or its affiliates may be entitled to the Incentive Fee under certain circumstances. The determination of the Incentive Fee will result in the Advisor or its affiliates receiving no Incentive Fee payments if returns to our stockholders do not meet an 8.0% annualized rate of return and will result in the Advisor or its affiliates receiving less than the full amount of the Incentive Fee

## [Table of Contents](#)

percentage until returns to stockholders exceed an approximate 13.3% annualized rate of return. Annualized rate of return in this context is computed by reference to our net asset value and does not take into account changes in the market price of our common stock. The determination of the Incentive Fee is subject to any applicable limitations under the 1940 Act and the Advisers Act.

### **Critical accounting policies**

See Note 2 to the consolidated financial statements included elsewhere in this prospectus for a description of significant accounting policies and of recently issued accounting pronouncements.

### **Financial and operating highlights**

At December 31, 2014:

Investment Portfolio: \$1,268.0 million

Net Assets: \$782.0 million

Indebtedness (borrowings under Credit Facility, Convertible Notes, Term Loan and Senior Secured Notes): \$448.2 million

Net Asset Value per share: \$10.49

Net Asset Value per share (excluding all incentive management fees): \$10.99

Portfolio Activity for the Year Ended December 31, 2014:

Cost of investments during period, including PIK: \$531.7 million

Sales, repayments and other exits during period: \$581.5 million

Number of portfolio companies at end of period: 47

Operating Results for the Year Ended December 31, 2014:

Net investment income per share: \$0.68

Distributions declared per share: \$0.89

Earnings per share: \$1.84

Net investment income: \$50.4 million

Net realized and unrealized gains: \$86.9 million

Net increase in net assets from operations: \$137.2 million

Net investment income per share, as adjusted<sup>1</sup>: \$0.91

Earnings per share, as adjusted<sup>1</sup>: \$2.08

Net investment income, as adjusted<sup>1</sup>: \$67.9 million

***As Adjusted<sup>1</sup>:** Amounts are adjusted to remove the incentive management fee expense based on Gains, as required by GAAP, and to include only the incremental incentive management fee expense based on Income. The incremental incentive management fee is based on each trailing four-fiscal quarter period, applied to the current quarter's incremental earnings, and without any reduction for incentive management fees paid during the prior three quarters. Amounts reflect the Company's ongoing operating results and reflect the Company's financial performance over time.*

### **Portfolio and investment activity**

During the year ended December 31, 2014, we invested approximately \$531.7 million of gross assets. The new investments consisted primarily of senior loans secured by first liens (\$214.2 million, or 40.3% of the total) or second liens (\$149.2 million, or 28.1%), senior secured notes (\$20.8 million, or 3.9%) and unsecured or subordinated debt securities and equity securities (\$147.5 million, or 27.7%). Additionally, we received proceeds from sales, repayments and other exits of investment principal of approximately \$581.5 million during the year ended December 31, 2014.



## [Table of Contents](#)

At December 31, 2014, our portfolio of \$1,268.0 million (at fair value) consisted of 47 portfolio companies and was invested 52% in senior secured loans, 21% in equity investments, 18% in unsecured or subordinated debt securities, 8% in senior secured notes, and 1% in cash and cash equivalents. Our average investment by portfolio company at amortized cost, excluding investments below \$5.0 million, was approximately \$29.4 million at December 31, 2014. Our largest portfolio company investment by value was approximately \$71.0 million and our five largest portfolio company investments by value comprised approximately 25% of our portfolio at December 31, 2014. At December 31, 2013, our portfolio of \$1,236.4 million (at fair value) consisted of 51 portfolio companies and was invested 43% in senior secured loans, 22% in equity investments, 18% in senior secured notes, 16% in unsecured or subordinated debt securities and 1% in cash and cash equivalents. Our average investment by portfolio company at amortized cost, excluding investments below \$5.0 million, was approximately \$26.0 million at December 31, 2013. Our largest portfolio company investment by value was approximately \$68.6 million and our five largest portfolio company investments by value comprised approximately 22% of our portfolio at December 31, 2013.

The weighted average yield of the debt and income producing equity securities in our portfolio at fair value was 11.7% at December 31, 2014 and 12.1% at December 31, 2013. The weighted average yields on our senior secured loans and other debt securities at fair value were 11.3% and 12.9%, respectively, at December 31, 2014, versus 11.4% and 13.1%, at December 31, 2013. The weighted average yield of the debt and income producing equity securities in our portfolio at their current cost basis was 11.6% at December 31, 2014 and 12.0% at December 31, 2013. The weighted average yields on our senior secured loans and other debt securities at their current cost basis were 11.2% and 12.5%, respectively, at December 31, 2014, versus 11.4% and 13.0%, respectively, at December 31, 2013.

At December 31, 2014, 68% of our debt investments bore interest based on floating rates, such as LIBOR, the Federal Funds Rate or the Prime Rate, and 32% bore interest at fixed rates. The percentage of our total debt investments that bore floating rate interest subject to an interest rate floor was 62% at December 31, 2014. At December 31, 2013, 48% of our debt investments bore interest based on floating rates, such as LIBOR, the Federal Funds Rate or the Prime Rate, and 52% bore interest at fixed rates. The percentage of our total debt investments that bore floating rate interest subject to an interest rate floor was 45% at December 31, 2013.

## **Results of operations**

*Results comparisons are for the years ended December 31, 2014, 2013 and 2012.*

### ***Investment income***

Investment income totaled \$134,417,599, \$131,625,833 and \$147,290,596, respectively, for the years ended December 31, 2014, 2013 and 2012, of which \$77,233,860, \$76,753,443 and \$91,319,290 were attributable to interest and fees on senior secured loans, \$53,299,895, \$51,583,554 and \$52,725,965 to interest and fees earned on other debt securities, \$2,756,466, \$2,663,409 and \$3,236,501 to dividends from equity securities, \$6,752, \$8,586 and \$8,840 to interest earned on short-term investments and cash equivalents, and \$1,120,626, \$616,841 and zero to other income, respectively. The increase in investment income compared to the prior year reflects an increase in interest income due to higher average investments during the period.

### ***Expenses***

Total expenses for the years ended December 31, 2014, 2013 and 2012 were \$84,045,893, \$83,987,758 and \$73,629,064, respectively, which consisted of \$27,506,031, \$31,148,437 and \$22,491,789 in incentive management fees, \$23,641,231, \$21,629,665 and \$22,504,433 in base management fees, \$22,473,774, \$20,913,520 and \$19,606,951 in interest and credit facility fees related to our debt, \$2,220,665, \$2,213,638 and \$1,229,009 in professional fees, \$2,168,611, \$2,066,737 and \$1,991,416 in investment adviser expenses, \$2,113,201, \$1,985,234 and \$2,524,915 in amortization of debt issuance costs, \$516,717, \$775,643 and \$528,559 in administrative services, \$725,500, \$653,807 and \$467,563 in director fees, and \$2,680,163, \$2,601,077 and \$2,284,429 in other expenses, respectively.

## [Table of Contents](#)

Incentive management fees for the years ended December 31, 2014, 2013 and 2012 were \$27,506,031, \$31,148,437 and \$22,491,789, respectively. With respect to incentive management fees based on income, \$9,972,822, \$10,889,088 and \$16,997,054 was earned for the years ended December 31, 2014, 2013 and 2012, respectively. In accordance with GAAP, a hypothetical liquidation is calculated for incentive fees based on gains. It should be noted, however, that a fee so calculated and accrued is not due and payable, if at all, until the end of each measurement period, or every June 30. Amounts accrued for the years ended December 31, 2014, 2013 and 2012 were \$17,533,209, \$20,259,349 and \$5,494,735, respectively.

### ***Net investment income***

Net investment income was \$50,371,706, \$47,638,075 and \$73,661,532 respectively, for the years ended December 31, 2014, 2013 and 2012. The increase in net investment income compared to the prior year is a result of an increase in fee income earned during the year ended December 31, 2014.

### ***Net realized gain or loss***

Net realized gain of \$97,080,348 for the year ended December 31, 2014 was the result of net gains realized from the disposition of our investments. Net realized gain on investments resulted primarily from the sale of common stock and warrants in Arclin Cayman Holdings Ltd., the sale of common stock of ECI Holdco, Inc. and the sale of equity interests in Advanstar Global LLC. Net realized loss of \$64,363,418 for the year ended December 31, 2013 was the result of \$64,196,484 in net losses realized from the disposition or restructuring of our investments and \$166,934 in net loss realized on foreign currency transactions. Net realized loss on investments resulted primarily from the restructurings of Bankruptcy Management Solutions, Inc., AGY Holding Corp. and Dial Global Inc. Net realized loss of \$89,118,419 for the year ended December 31, 2012 was the result of \$87,932,990 in net losses realized from the disposition or restructuring of our investments and \$1,185,429 in net loss realized on foreign currency transactions. Net realized loss on investments resulted primarily from the disposition of our debt and equity investments in Big Dumpster Acquisition, Inc. et al, American SportWorks LLC et al, and the restructuring of our equity investment in WBS Group Holdings, LLC. Excluding the realization of the tax provision, nearly the entire net realized loss on investments represents amounts that had been reflected in net unrealized depreciation on investments in prior periods. Foreign currency losses mainly represent net losses on forward currency contracts used to mitigate the impact that changes in foreign exchange rates would have on our investments denominated in foreign currencies.

### ***Net unrealized appreciation or depreciation***

For the year ended December 31, 2014, the change in net unrealized appreciation or depreciation was a decrease in net unrealized appreciation of \$10,212,018. For the years ended December 31, 2013 and 2012, the change in net unrealized appreciation or depreciation was an increase in net unrealized appreciation of \$109,714,146 and \$72,808,120, respectively. The decrease in net unrealized appreciation for the year ended December 31, 2014 was comprised of a decrease in net unrealized appreciation on investments of \$9,530,823 and a net foreign currency translation loss of \$681,195. The change was mainly a result of reversals of previously recorded appreciation due to the sale of investments realized during the period. The increase in net unrealized appreciation for the year ended December 31, 2013 was comprised of an increase in net unrealized appreciation on investments of \$110,244,945 and a net foreign currency translation loss of \$530,799. The change was mainly a result of increases in the valuation of the investment portfolio as well as the reversal of previously reported accumulated unrealized depreciation realized during the period. The increase in net unrealized appreciation for the year ended December 31, 2012 was comprised of an increase in net unrealized appreciation on investments of \$71,335,341 and a net foreign currency translation gain of \$1,472,779. The change was mainly a result of the reversal of previously reported accumulated unrealized depreciation realized during the period.

## [Table of Contents](#)

### ***Net increase in net assets resulting from operations***

The net increase in net assets resulting from operations was \$137,240,036, \$92,988,803 and \$57,351,233 for the years ended December 31, 2014, 2013 and 2012, respectively. The change primarily reflects the increase in net realized and unrealized gains and an increase in net investment income, for the year ended December 31, 2014.

### **Financial condition, liquidity and capital resources**

During the year ended December 31, 2014, we generated operating cash flows primarily from interest earned and fees received on senior secured loans and other debt securities, as well as from sales of selected portfolio company investments or repayments of principal.

Net cash provided by operating activities for the year ended December 31, 2014 was \$90,280,080. Our primary source of cash from operating activities during the period consisted of a net increase in net assets from operations of \$137,240,036 and net proceeds from repayments (net of purchases, including PIK of \$4,765,115) of \$49,843,182.

Net cash used in financing activities for the year ended December 31, 2014 was \$98,428,690. Our primary use of cash for financing activities was \$29,753,806 of repayments net of borrowings under the Credit Facility and distributions of \$65,867,576.

### ***Contractual obligations***

A summary of our significant contractual payment obligations for the repayment of outstanding borrowings at December 31, 2014 is as follows:

	Payments Due By Period (dollars in millions)				
	Total	Less than 1 year	1-3 years	3-5 years	After 5 years
Credit Facility(1)	\$ 144.0	\$ —	\$ —	\$ 144.0	\$ —
Term Loan	15.0	—	—	15.0	—
Senior Secured Notes	175.0	—	158.0	17.0	—
Convertible Notes	114.2	—	—	114.2	—
Interest and Credit Facility Fees Payable	8.2	8.2	—	—	—

(1) At December 31, 2014, \$261.0 million remained unused under our Credit Facility.

### ***Off-balance sheet financing***

In the normal course of business, the Company may enter into guarantees on behalf of portfolio companies. Under these arrangements, the Company would be required to make payments to third parties if the portfolio companies were to default on their related payment obligations. There were no such guarantees outstanding at December 31, 2014, 2013 or 2012.

## Distributions

Our quarterly distributions, if any, are determined by our Board of Directors. Distributions are declared considering our estimate of annual taxable income available for distribution to stockholders and the amount of taxable income carried over from the prior year for distribution in the current year. We cannot assure stockholders that they will receive any distributions or distributions at a particular level. Distributions declared by the Company since July 25, 2005 (inception of operations) have been as follows:

<u>Distribution Amount Per Share Outstanding</u>	<u>Record Date</u>	<u>Payment Date</u>
\$0.20	December 31, 2005	January 31, 2006
\$0.20	March 15, 2006	March 31, 2006
\$0.23	June 15, 2006	June 30, 2006
\$0.30	September 15, 2006	September 29, 2006
\$0.42	December 31, 2006	January 31, 2007
\$0.42	March 15, 2007	March 30, 2007
\$0.42	May 15, 2007	May 31, 2007
\$0.42	September 14, 2007	September 28, 2007
\$0.43	December 14, 2007	December 31, 2007
\$0.43	March 17, 2008	March 31, 2008
\$0.43	June 16, 2008	June 30, 2008
\$0.43	September 15, 2008	September 30, 2008
\$0.43	December 15, 2008	December 31, 2008
\$0.16	March 20, 2009	April 3, 2009
\$0.16	June 19, 2009	July 2, 2009
\$0.16	September 18, 2009	October 2, 2009
\$0.32	December 21, 2009	January 4, 2010
\$0.32	March 22, 2010	April 5, 2010
\$0.32	May 17, 2010	July 2, 2010
\$0.32	September 17, 2010	October 1, 2010
\$0.32	December 20, 2010	January 3, 2011
\$0.32	March 18, 2011	April 1, 2011
\$0.26	June 17, 2011	July 1, 2011
\$0.26	September 19, 2011	October 3, 2011
\$0.26	December 21, 2011	January 4, 2012
\$0.26	March 20, 2012	April 3, 2012
\$0.26	June 19, 2012	July 3, 2012
\$0.26	September 19, 2012	October 3, 2012
\$0.26	December 20, 2012	January 3, 2013
\$0.26	March 19, 2013	April 2, 2013
\$0.26	June 18, 2013	July 2, 2013
\$0.26	September 19, 2013	October 3, 2013
\$0.26	December 20, 2013	January 3, 2014
\$0.26	March 20, 2014	April 3, 2014
\$0.21	June 18, 2014	July 2, 2014
\$0.21	September 19, 2014	October 3, 2014
\$0.21	December 24, 2014	January 7, 2015
\$0.21	March 20, 2015	April 3, 2015

Tax characteristics of all distributions are reported to stockholders on Form 1099 after the end of the calendar year.

We have elected to be taxed as a RIC under Subchapter M of the Code. In order to maintain favorable RIC tax treatment, we must distribute annually to our stockholders at least 90% of our ordinary income and realized net short-term capital gains in excess of realized net long-term capital losses, if any, out of the assets legally available for distribution. Under the Regulated Investment Company Modernization Act of 2010, capital losses

## [Table of Contents](#)

incurred by the Company after December 31, 2010 will not be subject to expiration. In addition, such losses must be utilized prior to the losses incurred in the years preceding enactment. In order to avoid certain excise taxes imposed on RICs, we must distribute during each calendar year an amount at least equal to the sum of:

- 98% of our ordinary income for the calendar year;
- 98.2% of our capital gains in excess of capital losses for the one-year period ending on October 31st; and
- any ordinary income and net capital gains for preceding years that were not distributed during such years.

We may, at our discretion, carry forward taxable income in excess of calendar year distributions and pay a 4% excise tax on this income. If we choose to do so, all other things being equal, this would increase expenses and reduce the amounts available to be distributed to our stockholders. We accrue excise tax on estimated taxable income as required. In addition, although we currently intend to distribute realized net capital gains (i.e., net long-term capital gains in excess of short-term capital losses), if any, at least annually, out of the assets legally available for such distributions, we may in the future decide to retain such capital gains for investment. There was no provision for federal excise taxes recorded for the years ended December 31, 2014, 2013 and 2012.

We maintain an “opt out” dividend reinvestment plan for our common stockholders. As a result, if we declare a distribution, stockholders’ cash distributions will be automatically reinvested in additional shares of our common stock, unless they specifically “opt out” of the dividend reinvestment plan so as to receive cash distributions. With respect to our distributions paid to stockholders during the years ended December 31, 2014, 2013 and 2012, distributions reinvested pursuant to our dividend reinvestment plan totaled \$4,143,503, \$5,288,757 and \$5,591,912, respectively.

Under the terms of an amendment to our dividend reinvestment plan adopted on March 4, 2009, distributions may be made in newly issued or treasury shares of our common stock at a price equal to 95% of the market price on the payment date. This feature of the plan means that, under certain circumstances, we may issue shares of our common stock at a price below net asset value per share, which could cause our stockholders to experience dilution.

We may not be able to achieve operating results that will allow us to make distributions at a specific level or to increase the amount of these distributions from time to time. Also, we may be limited in our ability to make distributions due to the asset coverage test applicable to us as a BDC under the 1940 Act and due to provisions in our existing and future debt arrangements. If we do not distribute a certain percentage of our income annually, we will suffer adverse tax consequences, including possible loss of favorable RIC tax treatment. In addition, in accordance with U.S. generally accepted accounting principles and tax regulations, we include in income certain amounts that we have not yet received in cash, such as PIK interest or the accrual of original issue or market discount. Since we may recognize income before or without receiving cash representing such income, we may have difficulty meeting the requirement to distribute at least 90% of our investment company taxable income to obtain tax benefits as a RIC and may be subject to an excise tax. In order to satisfy the annual distribution requirement applicable to RICs, we have the ability to declare a large portion of a dividend in shares of our common stock instead of in cash. As long as a portion of such dividend is paid in cash (which portion can be as low as 10% for our taxable years ending prior to 2012) and certain requirements are met, the entire distribution would be treated as a dividend for U.S. federal income tax purposes.

### **Recent developments**

On November 5, 2014, the Advisor and BlackRock Kelso Capital Advisors LLC, our previous investment adviser, entered into a definitive agreement wherein the Advisor acquired substantially all of the business of BlackRock Kelso Capital Advisors LLC. The Transaction was completed on March 6, 2015 and, pursuant to a

## [Table of Contents](#)

new investment management agreement, dated March 6, 2015, and approved by the stockholders at a Special Meeting of Stockholders held on February 18, 2015, our investment activities are currently managed by the Advisor.

BlackRock has substantial investment and portfolio management experience, which we believe will be beneficial to the Company and our stockholders. As part of the BlackRock platform, we will continue to seek to enhance the risk-return profile of the Company, strengthen its distribution paying capacity and optimize the valuation for our shareholders.

Effective as of March 6, 2015, James R. Maher and Michael B. Lazar have stepped down from their roles with the Company. Mr. Maher, formerly the Company's Chairman and Chief Executive Officer, will remain on the Board of Directors and will become a senior advisor to BlackRock to assist in the transition of the business. Mr. Lazar, our former Chief Operating Officer and a Director, has also agreed to serve as an advisor to BlackRock in transitioning the business. Mr. Lazar stepped down from the Board at closing.

In connection with the Transaction, effective as of the closing date, the Board appointed Steven Sterling, a Managing Director of the Advisor and BlackRock and head of BlackRock's Global Capital Markets group, as Chief Executive Officer and Chairman of the Board of the Company.

Notice has been given in accordance with Section 23(c) of the 1940 Act that from time to time the Company may purchase shares of its common stock in the open market at prevailing market prices.

### **Quantitative and Qualitative Disclosure About Market Risk**

We are subject to financial market risks, including changes in interest rates. At December 31, 2014, 68% of our debt investments bore interest based on floating rates, such as LIBOR, the Federal Funds Rate or the Prime Rate. The interest rates on such investments generally reset by reference to the current market index after one to six months. At December 31, 2014, the percentage of our total debt investments that bore floating rate interest subject to an interest rate floor was 62%. Floating rate investments subject to a floor generally reset by reference to the current market index after one to six months only if the index exceeds the floor.

While hedging activities may mitigate our exposure to adverse changes in interest rates, they also may limit our ability to participate in the benefits of lower interest rates with respect to our portfolio of investments. There can be no assurance that we will be able to effectively hedge our interest rate risk. During the years ended December 31, 2014, 2013 and 2012, we did not engage in any interest rate hedging activity.

## SALES OF COMMON STOCK BELOW NET ASSET VALUE

At our 2014 Special Meeting of Stockholders, our stockholders approved a proposal authorizing us to sell or issue shares of our common stock at a price below our then current net asset value per share in one or more offerings, subject to certain limitations set forth in the Proxy Statement for our 2014 Special Meeting of Stockholders (including that the cumulative number of shares sold pursuant to such authority does not exceed 25% of our then outstanding common stock immediately prior to each such sale). We intend to request such authorization at a Special Meeting of Stockholders in 2015.

In making a determination that an offering below NAV per share is in our and our stockholders' best interests, our Board of Directors will consider a variety of factors including:

- The effect that an offering below NAV per share would have on our stockholders, including the potential dilution they would experience as a result of the offering;
- The amount per share by which the offering price per share and the net proceeds per share are less than the most recently determined NAV per share;
- The relationship of recent market prices of our common stock to NAV per share and the potential impact of the offering on the market price per share of our common stock;
- Whether the estimated offering price would closely approximate the market value of our shares;
- The potential market impact of being able to raise capital during the recent financial market difficulties;
- The nature of any new investors anticipated to acquire shares in the offering;
- The anticipated rate of return on and quality, type and availability of investments; and
- The leverage available to us.

We will not sell shares of our common stock (or any warrants, options, rights or units to purchase shares of our common stock) under a prospectus supplement to this registration statement of which this prospectus forms a part (the "current registration statement") without first filing a new post-effective amendment to the current registration statement if the cumulative dilution to our NAV per share from offerings under the current registration statement exceeds 15%. This limit would be measured separately for each offering pursuant to the current registration statement by calculating the percentage dilution or accretion to aggregate NAV from that offering and then summing the percentage from each offering. For example, if our most recently determined NAV per share at the time of the first offering is \$15.00 and we have 50 million shares outstanding, the sale of 8 million shares at net proceeds to us of \$7.50 per share (a 50% discount) would produce dilution of 6.90%. If we subsequently determined that our NAV per share increased to \$17.50 on the then 58 million shares outstanding and then made an additional offering, we could, for example, sell approximately an additional 10 million shares at net proceeds to us of \$7.86 per share, which would produce dilution of 8.10%, before we would reach the aggregate 15% limit. If we file a new post-effective amendment, the threshold would reset.

Sales by us of our common stock at a discount from NAV pose potential risks for our existing stockholders whether or not they participate in the offering, as well as for new investors who participate in the offering.

The following three headings and accompanying tables will explain and provide hypothetical examples on the impact of an offering of our common stock at a price less than NAV per share on three different set of investors:

- existing stockholders who do not purchase any shares in the offering;
- existing stockholders who purchase a relatively small amount of shares in the offering or a relatively large amount of shares in the offering; and
- new investors who become stockholders by purchasing shares in the offering.

### Impact on Existing Stockholders who do not Participate in the Offering

Our existing stockholders who do not participate in an offering below NAV per share or who do not buy additional shares in the secondary market at the same or lower price we obtain in the offering (after expenses and commissions) face the greatest potential risks. These stockholders will experience an immediate decrease (often called dilution) in the NAV of the shares they hold and their NAV per share. These stockholders will also experience a disproportionately greater decrease in their participation in our earnings and assets and their voting power than the increase we will experience in our assets, potential earning power and voting interests due to the offering. These stockholders may also experience a decline in the market price of their shares, which often reflects to some degree announced or potential increases and decreases in NAV per share. This decrease could be more pronounced as the size of the offering and level of discounts increase.

The following table illustrates the level of net asset value dilution that would be experienced by a nonparticipating stockholder in three different hypothetical offerings of different sizes and levels of discount from net asset value per share, although it is not possible to predict the level of market price decline that may occur. Actual sales prices and discounts may differ from the presentation below.

The examples assume that we have 1,000,000 common shares outstanding, \$15,000,000 in total assets and \$5,000,000 in total liabilities. The current net asset value and net asset value per share are thus \$10,000,000 and \$10.00. The table illustrates the dilutive effect on a nonparticipating stockholder of (1) an offering of 50,000 shares (5% of the outstanding shares) at \$9.50 per share after offering expenses and commission (a 5% discount from net asset value), (2) an offering of 100,000 shares (10% of the outstanding shares) at \$9.00 per share after offering expenses and commissions (a 10% discount from net asset value) and (3) an offering of 250,000 shares (25% of the outstanding shares) at \$7.50 per share after offering expenses and commissions (a 25% discount from net asset value).

	Prior to Sale Below NAV	Example 1 5% Offering at 5% Discount		Example 2 10% Offering at 10% Discount		Example 3 25% Offering at 25% Discount		
		Following Sale	% Change	Following Sale	% Change	Following Sale	% Change	
<i>Offering Price</i>								
Price per Share to Public	—	\$ 10.00	—	\$ 9.47	—	\$ 7.89	—	
Net Proceeds per Share to Issuer	—	\$ 9.50	—	\$ 9.00	—	\$ 7.50	—	
<i>Decrease to NAV</i>								
Total Shares Outstanding	1,000,000	1,050,000	5.00%	1,100,000	10.00%	1,250,000	25.00%	
NAV per Share	\$ 10.00	\$ 9.98	(0.20)%	\$ 9.91	(0.90)%	\$ 9.50	(5.00)%	
<i>Dilution to Stockholder</i>								
Shares Held by Stockholder	10,000	10,000	—	10,000	—	10,000	—	
Percentage Held by Stockholder	1.0%	0.95%	(4.76)%	0.91%	(9.09)%	0.80%	(20.00)%	
<b>Total Asset Values</b>								
Total NAV Held by Stockholder	\$ 100,000	\$ 99,800	(0.20)%	\$ 99,100	(0.90)%	\$ 95,000	(5.00)%	
Total Investment by Stockholder (Assumed to be \$10.00 per Share)	\$ 100,000	\$ 100,000	—	\$ 100,000	—	\$ 100,000	—	
Total Dilution to Stockholder (Total NAV Less Total Investment)	—	\$ (200)	—	\$ (900)	—	\$ (5,000)	—	



[Table of Contents](#)

Per Share Amounts	Prior to Sale Below NAV	Example 1 5% Offering at 5% Discount		Example 2 10% Offering at 10% Discount		Example 3 25% Offering at 25% Discount	
		Following Sale	% Change	Following Sale	% Change	Following Sale	% Change
NAV Per Share Held by Stockholder	—	\$ 9.98	—	\$ 9.91	—	\$ 9.50	—
Investment per Share Held by Stockholder (Assumed to be \$10.00 per Share on Shares Held prior to Sale)	\$ 10.00	\$ 10.00	—	\$ 10.00	—	\$ 10.00	—
Dilution per Share Held by Stockholder (NAV per Share Less Investment per Share)	—	\$ (0.02)	—	\$ (0.09)	—	\$ (0.50)	—
Percentage Dilution to Stockholder (Dilution per Share Divided by Investment per Share)	—	—	(0.20)%	—	(0.90)%	—	(5.00)%

**Impact on Existing Stockholders who do Participate in the Offering**

Our existing stockholders who participate in an offering below NAV per share or who buy additional shares in the secondary market at the same or lower price as we obtain in the offering (after expenses and commissions) will experience the same types of NAV dilution as the nonparticipating stockholders, albeit at a lower level, to the extent they purchase less than the same percentage of the discounted offering as their interest in our shares immediately prior to the offering. The level of NAV dilution will decrease as the number of shares such stockholders purchase increases. Existing stockholders who buy more than such percentage will experience NAV dilution but will, in contrast to existing stockholders who purchase less than their proportionate share of the offering, experience an increase (often called accretion) in NAV per share over their investment per share and will also experience a disproportionately greater increase in their participation in our earnings and assets and their voting power than our increase in assets, potential earning power and voting interests due to the offering. The level of accretion will increase as the excess number of shares such stockholder purchases increases. Even a stockholder who over participates will, however, be subject to the risk that we may make additional discounted offerings in which such stockholder does not participate, in which case such a stockholder will experience NAV dilution as described above in such subsequent offerings. These stockholders may also experience a decline in the market price of their shares, which often reflects to some degree announced or potential increases and decreases in NAV per share. This decrease could be more pronounced as the size of the offering and level of discount to NAV increases.

The following chart illustrates the level of dilution and accretion in the hypothetical 25% discount offering from the prior chart for a stockholder that acquires shares equal to (1) 50% of its proportionate share of the offering (i.e., 1,250 shares, which is 0.50% of the offering of 250,000 shares rather than its 1.00% assumed or hypothetical proportionate share) and (2) 150% of such percentage (i.e., 3,750 shares, which is 1.50% of an offering of 250,000 shares rather than its 1.00% assumed or hypothetical proportionate share). The prospectus supplement pursuant to which any discounted offering is made will include a chart for this example based on the actual number of shares in such offering and the actual discount from the most recently determined NAV per share.

## [Table of Contents](#)

	Prior to Sale Below NAV	Example 1 50% Participation		Example 2 150% Participation	
		Following Sale	% Change	Following Sale	% Change
<b>Offering Price</b>					
Price per Share to Public	—	\$ 7.89	—	\$ 7.89	—
Net Proceeds per Share to Issuer	—	\$ 7.50	—	\$ 7.50	—
<b>Increases in Shares and Decrease to NAV</b>					
Total Shares Outstanding	1,000,000	1,250,000	25.00%	1,250,000	25.00%
NAV per Share	\$ 10.00	\$ 9.50	(5.00)%	\$ 9.50	(5.00)%
<b>Dilution/Accretion to Stockholder</b>					
Shares Held by Stockholder	10,000	11,250	12.50%	13,750	37.50%
Percentage Held by Stockholder	1.0%	0.90%	(10.00)%	1.10%	10.00%
<b>Total Asset Values</b>					
Total NAV Held by Stockholder	\$ 100,000	\$ 106,875	6.88%	\$ 130,625	30.63%
Total Investment by Stockholder (Assumed to be \$10.00 per Share on Shares Held prior to Sale)	\$ 100,000	\$ 109,863	—	\$ 129,588	—
Total Dilution/Accretion to Stockholder (Total NAV Less Total Investment)	—	(2,988)	—	\$ 1,038	—
<b>Per Share Amounts</b>					
NAV Per Share Held by Stockholder	—	\$ 9.50	—	\$ 9.50	—
Investment per Share Held by Stockholder (Assumed to be \$10.00 per Share on Shares Held prior to Sale)	\$ 10.00	\$ 9.77	(2.34)%	\$ 9.42	(5.75)%
Dilution/Accretion per Share Held by Stockholder (NAV per Share Less Investment per Share)	—	\$ (0.27)	—	\$ 0.08	—
Percentage Dilution/Accretion to Stockholder (Dilution/Accretion per Share Divided by Investment per Share)	—	—	(2.72)%	—	0.80%

### **Impact on New Investors**

Investors who are not currently stockholders, but who participate in an offering below NAV and whose investment per share is greater than the resulting NAV per share (due to selling compensation and expenses paid by us) will experience an immediate decrease, albeit small, in the NAV of their shares and their NAV per share compared to the price they pay for their shares. Investors who are not currently stockholders and who participate in an offering below NAV per share and whose investment per share is also less than the resulting NAV per share due to selling compensation and expenses paid by the issuer being significantly less than the discount per share will experience an immediate increase in the NAV of their shares and their NAV per share compared to the price they pay for their shares. These investors will experience a disproportionately greater participation in our earnings and assets and their voting power than our increase in assets, potential earning power and voting interests. These investors will, however, be subject to the risk that we may make additional discounted offerings in which such new stockholder does not participate, in which case such new stockholder will experience dilution as described above in such subsequent offerings. These investors may also experience a decline in the market price of their shares, which often reflects to some degree announced or potential increases and decreases in NAV per share. This decrease could be more pronounced as the size of the offering and level of discounts increases.

## Table of Contents

The following chart illustrates the level of dilution or accretion for new investors that would be experienced by a new investor in the same 5%, 10% and 25% discounted offerings as described in the first chart above. The illustration is for a new investor who purchases the same percentage (1.00%) of the shares in the offering as the stockholder in the prior examples held immediately prior to the offering. The prospectus supplement pursuant to which any discounted offering is made will include a chart for this example based on the actual number of shares in such offering and the actual discount from the most recently determined NAV per share.

	Prior to Sale Below NAV	Example 1 5% Offering at 5% Discount		Example 2 10% Offering at 10% Discount		Example 3 25% Offering at 25% Discount	
		Following Sale	% Change	Following Sale	% Change	Following Sale	% Change
<b>Offering Price</b>							
Price per Share to Public	—	\$ 10.00	—	\$ 9.47	—	\$ 7.89	—
Net Proceeds per Share to Issuer	—	\$ 9.50	—	\$ 9.00	—	\$ 7.50	—
<b>Decrease to NAV</b>							
Total Shares Outstanding	1,000,000	1,050,000	5.00%	1,100,000	10.00%	1,250,000	25.00%
NAV per Share	\$ 10.00	\$ 9.98	(0.20)%	\$ 9.91	(0.90)%	\$ 9.50	(5.00)%
<b>Dilution to Stockholder</b>							
Shares Held by Stockholder	—	500	—	1,000	—	2,500	—
Percentage Held by Stockholder	0.0%	0.05%	—	0.09%	—	0.20%	—
<b>Total Asset Values</b>							
Total NAV Held by Stockholder	—	\$ 4,990	—	\$ 9,910	—	\$ 23,750	—
Total Investment by Stockholder	—	\$ 5,000	—	\$ 9,470	—	\$ 19,725	—
Total Dilution/ Accretion to Stockholder (Total NAV Less Total Investment)	—	\$ (10)	—	\$ 440	—	\$ 4,025	—
<b>Per Share Amounts</b>							
NAV Per Share Held by Stockholder	—	\$ 9.98	—	\$ 9.91	—	\$ 9.50	—
Investment per Share Held by Stockholder	—	\$ 10.00	—	\$ 9.47	—	\$ 7.89	—
Dilution/Accretion per Share Held by Stockholder (NAV per Share Less Investment per Share)	—	\$ (0.02)	—	\$ 0.44	—	\$ 1.61	—
Percentage Dilution/Accretion to Stockholder (Dilution/ Accretion per Share Divided by Investment per Share)	—	—	(0.20)%	—	4.65%	—	20.41%

**SENIOR SECURITIES**

Information about our senior securities is shown in the following table as of each December 31 since 2007, unless otherwise noted. The information as of each December since 2007 has been derived from our financial statements which have been audited by Deloitte & Touche LLP. The “—” indicates information which the SEC expressly does not require to be disclosed for certain types of senior securities.

<u>Class and Year(1)</u>	<u>Total Amount Outstanding(2)</u>	<u>Asset Coverage per Unit(3)</u>	<u>Involuntary Liquidating Preference Per Unit(4)</u>	<u>Average Market Value Per Unit(5)</u>
<b>Credit Facility</b>				
Fiscal 2014 (as of December 31, 2014)	\$ 144,000	\$ 2,713	\$ —	N/A
Fiscal 2013 (as of December 31, 2013)	\$ 179,000	\$ 2,460	\$ —	N/A
Fiscal 2012 (as of December 31, 2012)	\$ 171,850	\$ 2,952	\$ —	N/A
Fiscal 2011 (as of December 31, 2011)	\$ 168,000	\$ 3,009	\$ —	N/A
Fiscal 2010 (as of December 31, 2010)	\$ 170,000	\$ 4,929	\$ —	N/A
Fiscal 2009 (as of December 31, 2009)	\$ 296,000	\$ 2,817	\$ —	N/A
Fiscal 2008 (as of December 31, 2008)	\$ 426,000	\$ 2,195	\$ —	N/A
Fiscal 2007 (as of December 31, 2007)	\$ 381,300	\$ 2,910	\$ —	N/A
<b>Senior Secured Notes</b>				
Fiscal 2014 (as of December 31, 2014)	\$ 175,000	\$ 2,713	\$ —	N/A
Fiscal 2013 (as of December 31, 2013)	\$ 175,000	\$ 2,460	\$ —	N/A
Fiscal 2012 (as of December 31, 2012)	\$ 175,000	\$ 2,952	\$ —	N/A
Fiscal 2011 (as of December 31, 2011)	\$ 175,000	\$ 3,009	\$ —	N/A
<b>Convertible Notes</b>				
Fiscal 2014 (as of December 31, 2014)	\$ 115,000	\$ 2,713	\$ —	N/A
Fiscal 2013 (as of December 31, 2013)	\$ 115,000	\$ 2,460	\$ —	N/A
<b>Term Loan</b>				
Fiscal 2014 (as of December 31, 2014)	\$ 15,000	\$ 2,713	\$ —	N/A
Fiscal 2013 (as of December 31, 2013)	\$ 10,000	\$ 2,460	\$ —	N/A

(1) On March 27, 2014, the Company entered into an Amended and Restated Senior Secured Revolving Credit Facility (the “Credit Facility”) which has an initial aggregate principal amount of up to \$405,000,000 and canceled the prior credit facility that was outstanding at December 31, 2013. The Credit Facility has a stated maturity date of March 27, 2019. The interest rate applicable to borrowings thereunder is generally LIBOR plus an applicable margin of 2.25%. The Credit Facility’s commitment may increase in size, under certain circumstances, up to a total of \$750,000,000.

On March 27, 2014, the Company entered into an Amended and Restated Senior Secured Term Loan Credit Agreement (the “Term Loan”) which has a principal amount of \$15,000,000. The Term Loan has a stated maturity date of March 27, 2019. The interest rate applicable to borrowings thereunder is generally LIBOR plus an applicable margin of 3.25%.

On February 19, 2013, we closed a private offering of \$100,000,000 in aggregate principal amount of 5.50% unsecured convertible senior notes due 2018 (the “Convertible Notes”). The initial purchasers of the Convertible Notes fully exercised their overallocation option and purchased an additional \$15,000,000 in aggregate principal amount of the Convertible Notes. The closing of the overallocation option took place on March 4, 2013. With the exercise of the overallocation option, a total of \$115,000,000 in aggregate principal amount of the Convertible Notes have been sold. The Convertible Notes are unsecured and bear interest at a rate of 5.50% per year, payable semi-annually in arrears. In certain circumstances and during certain periods, the Convertible Notes are convertible into cash, shares of our common stock or a combination of cash and shares of our common stock, at our election, at an initial conversion rate of 86.0585 shares of

## [Table of Contents](#)

common stock per \$1,000 principal amount of the Convertible Notes, which is equivalent to an initial conversion price of approximately \$11.62 per share of our common stock, subject to defined anti-dilution adjustments. We do not have the right to redeem the Convertible Notes prior to maturity. The Convertible Notes mature on February 15, 2018, unless repurchased or converted in accordance with their terms prior to such date.

On January 18, 2011, we closed a private placement issuance of \$158 million in aggregate principal amount of five-year senior secured notes with a fixed interest rate of 6.50% and a maturity date of January 18, 2016 and \$17 million in aggregate principal amount of seven-year senior secured notes with a fixed interest rate of 6.60% and a maturity date of January 18, 2018.

- (2) Total amount of each class of senior securities outstanding at the end of the period presented (in 000's).
- (3) The asset coverage ratio for senior securities representing indebtedness is calculated as our consolidated total assets, less all consolidated liabilities and indebtedness not represented by senior securities, divided by senior securities representing indebtedness. This asset coverage ratio is multiplied by \$1,000 to determine the Asset Coverage Per Unit.
- (4) The amount to which such class of senior security would be entitled upon the involuntary liquidation of the issuer in preference to any security junior to it.
- (5) Not applicable, as senior securities are not registered for public trading.

**PRICE RANGE OF COMMON STOCK**

Our common stock has been quoted on The NASDAQ Global Select Market under the symbol “BKCC” since June 27, 2007. The following table lists the high and low closing bid price for our common stock, the closing bid price as a percentage of NAV, and quarterly dividends per share for the last three completed fiscal years. On May 1, 2015, the last reported closing price of our common stock \$9.33 per share.

	<u>Closing Sales Price</u>			<u>Premium/ Discount of High Sales Price to NAV(2)</u>	<u>Premium/ Discount of Low Sales Price to NAV(2)</u>	<u>Distributions</u>
	<u>NAV(1)</u>	<u>High</u>	<u>Low</u>			
<b>Year Ended December 31, 2013</b>						
First Quarter	\$ 9.47	\$10.69	\$9.87	13%	4%	\$ 0.26
Second Quarter	\$ 9.37	\$10.21	\$9.15	9%	(2)%	\$ 0.26
Third Quarter	\$ 9.38	\$10.30	\$9.48	10%	1%	\$ 0.26
Fourth Quarter	\$ 9.54	\$ 9.89	\$9.17	4%	(4)%	\$ 0.26
<b>Year Ending December 31, 2014</b>						
First Quarter	\$ 9.59	\$ 9.64	\$9.11	1%	(5)%	\$ 0.26
Second Quarter	\$ 9.79	\$ 9.29	\$8.39	(5)%	(14)%	\$ 0.21
Third Quarter	\$ 9.97	\$ 9.35	\$8.54	(6)%	(14)%	\$ 0.21
Fourth Quarter	\$10.49	\$ 8.99	\$8.00	(14)%	(24)%	\$ 0.21
<b>Year Ended December 31, 2015</b>						
First Quarter	\$10.58	\$ 9.35	\$8.02	(12)%	(13)%	\$ 0.21

(1) NAV per share is determined as of the last day in the relevant quarter and therefore may not reflect the NAV per share on the date of the high and low sales prices. The NAVs shown are based on outstanding shares at the end of each period.

(2) Calculated as of the respective high or low closing sales price divided by NAV.

\* Net asset value has not been calculated for this period.

### RATIO OF EARNINGS TO FIXED CHARGES

For the years ended December 31, 2014, 2013, 2012, 2011 and 2010, our ratios of earnings to fixed charges, computed as set forth below, were as follows:

	Year Ended December 31,				
	2014	2013	2012	2011	2010
Earnings to Fixed Charges(1)	6.6	5.1	3.6	5.0	9.5

For purposes of computing the ratios of earnings to fixed charges, earnings represent net increase (decrease) in net assets resulting from operations plus fixed charges. Fixed charges include interest and credit facility fees and amortization of debt issuance costs.

- (1) Earnings include net realized and unrealized gains or losses. Net realized and unrealized gains or losses can vary substantially from period to period. Excluding the net unrealized gains or losses, the earnings to fixed charges ratio would be 6.0, (0.7), (0.7), 1.2 and (3.6) for the years ended December 31, 2014, 2013, 2012, 2011 and 2010, respectively. Excluding the net realized and unrealized gains or losses, the earnings to fixed charges ratio would be 2.0, 2.1, 3.3, 3.8 and 7.2 for the years ended December 31, 2014, 2013, 2012, 2011 and 2010, respectively.

## THE COMPANY

### General

We provide middle-market companies with flexible financing solutions, including senior and junior secured, unsecured and subordinated debt securities and loans, and equity securities. Our strategy is to provide capital to meet our clients' current and future needs across this spectrum, creating long-term partnerships with growing middle-market companies.

We are an externally-managed, non-diversified closed-end management investment company. We have elected to be regulated as a business development company, or BDC, under the 1940 Act. In addition, for tax purposes we intend to continue to qualify as a regulated investment company, or RIC, under the Internal Revenue Code of 1986, which we refer to as the Code.

Our investment objective is to generate both current income and capital appreciation through our debt and equity investments. We invest primarily in middle-market companies and target investments throughout the capital structure that we believe provide an attractive risk-adjusted return. The term "middle-market" refers to companies with annual revenues typically between \$50 million and \$1 billion. Our targeted investment typically ranges between \$10 million and \$50 million, although the investment sizes may be more or less than the targeted range and the size of our investments may grow with our capital availability. We generally seek to invest in companies that operate in a broad variety of industries and that generate positive cash flows.

Although most of our investments are in senior and junior secured, unsecured and subordinated loans to U.S. private and certain public middle-market companies, we invest throughout the capital structure, which may include common and preferred equity, options and warrants, credit derivatives, high-yield bonds, distressed debt and other structured securities. We may from time-to-time invest up to 30% of our assets opportunistically in other types of investments, including securities of other public companies and foreign securities.

The senior and junior secured loans in which we invest generally have stated terms of three to ten years and the subordinated debt investments we make generally have stated terms of up to ten years, but the expected average life of such senior and junior secured loans and subordinated debt is generally between three and seven years. However, we may invest in securities of any maturity or duration. The debt that we invest in typically is not initially rated by any rating agency, but we believe that if such investments were rated, they would be below investment grade (rated lower than "Baa3" by Moody's Investors Service, lower than "BBB-" by Fitch Ratings or lower than "BBB-" by Standard & Poor's). These securities, which are often referred to as "junk" or "high yield," have predominantly speculative characteristics with respect to the issuer's capacity to pay interest and repay principal. They may also be difficult to value and illiquid. We may invest without limit in debt of any rating, as well as debt that has not been rated by any nationally recognized statistical rating organization.

During the year ended December 31, 2014, we invested approximately \$531.7 million across eighteen new and several existing portfolio companies. This compares to approximately \$533.7 million across twenty-one new and several existing portfolio companies for the year ended December 31, 2013. Sales, repayments and other exits of investment principal totaled \$581.5 million during the year ended December 31, 2014, versus \$442.6 million during the year ended December 31, 2013.

At December 31, 2014, our portfolio of 47 portfolio companies was invested 52% in senior secured loans, 21% in equity investments, 18% in unsecured or subordinated debt securities, 8% in senior secured notes and 1% in cash and cash equivalents. This compares to our portfolio of 51 portfolio companies, which was invested 43% in senior secured loans, 22% in equity investments, 18% in senior secured notes, 16% in unsecured or subordinated debt securities and 1% in cash and cash equivalents at December 31, 2013. Our average investment by portfolio company at amortized cost, excluding investments below \$5.0 million, was approximately \$29.4 million at December 31, 2014, as compared to December 31, 2013, when our average investment by portfolio company at amortized cost, excluding investments below \$5.0 million, was approximately \$26.0 million.



## [Table of Contents](#)

The weighted average yield of the debt and income producing equity securities in our portfolio at fair value was 11.7% at December 31, 2014 and 12.1% at December 31, 2013. The weighted average yields on our senior secured loans and other debt securities at fair value were 11.3% and 12.9%, respectively, at December 31, 2014, versus 11.4% and 13.1%, at December 31, 2013. The weighted average yield of the debt and income producing equity securities in our portfolio at their current cost basis was 11.6% at December 31, 2014 and 12.0% at December 31, 2013. The weighted average yields on our senior secured loans and other debt securities at their current cost basis were 11.2% and 12.5%, respectively, at December 31, 2014, versus 11.4% and 13.0%, respectively, at December 31, 2013. There can be no assurance that we will achieve similar results on our future investments as they are subject to risks, uncertainties and other factors, some of which are beyond our control, which may lead to non-payment of interest and principal.

### **BlackRock Advisors, LLC**

At a Special Meeting of Stockholders, held on February 18, 2015, our stockholders approved a new investment management agreement between us and BlackRock Advisors, LLC (the “Advisor”) to permit the Advisor to serve as our investment adviser following the completion of the sale of substantially all of the business of our prior investment adviser, BlackRock Kelso Capital Advisors LLC, to the Advisor (the “Transaction”). The Transaction was completed on March 6, 2015 and, pursuant to the new investment management agreement, dated as of March 6, 2015, our investment activities are currently managed by the Advisor.

The Advisor is registered as an investment adviser. The Advisor is an indirect, wholly-owned subsidiary of BlackRock, Inc. (“BlackRock”). BlackRock is a leader in investment management, risk management and advisory services for institutional and retail clients worldwide. At December 31, 2014, BlackRock’s assets under management were \$4.652 trillion. BlackRock helps clients meet their goals and overcome challenges with a range of products that include separate accounts, mutual funds, iShares® (exchange-traded funds), and other pooled investment vehicles. BlackRock also offers risk management, advisory and enterprise investment system services to a broad base of institutional investors through BlackRock Solutions®. Headquartered in New York City, as of December 31, 2014, the firm had approximately 12,200 employees in more than 30 countries and a major presence in key global markets, including North and South America, Europe, Asia, Australia and the Middle East and Africa.

The Advisor is responsible for sourcing potential investments, conducting research on prospective investments, analyzing investment opportunities, structuring our investments, and monitoring our investments and portfolio companies on an ongoing basis. Our portfolio manager is Steven Sterling, who is also our Chairman of the Board and Chief Executive Officer and a Managing Director of the Advisor. He is supported by the Advisor’s team of employees, including 11 investment professionals who have extensive experience in commercial and mezzanine lending, investment banking, accounting, corporate law and private equity investing. Mr. Sterling is responsible for the day-to-day management of our portfolio and the investment professionals providing services to the Company. Additionally, the Advisor has an investment committee that includes Mr. Sterling. Senior management as well as other key personnel of the Advisor have critical industry experience and relationships that we rely on to implement our business plan.

Our former Chairman and Chief Executive Officer, James R. Maher, and our former Chief Operating Officer, Michael B. Lazar, have agreed to provide transition and consulting services to us following the completion of the Transaction. Mr. Maher, who will continue to serve on our Board, has agreed to provide transition consulting services to us for up to one year following the closing of the Transaction and Mr. Lazar has agreed to provide transition consulting services to us for a period of up to three months following the closing of the Transaction. The Advisor (not us) is responsible for and pays Messrs. Maher and Lazar for providing such transition consulting services. Eleven of the 15 investment professionals that provided services to us prior to the completion of the Transaction have become employees of the Advisor.

## [Table of Contents](#)

### **Administration**

We have entered into an administration agreement with BlackRock Financial Management, Inc. (the “Administrator”) under which the Administrator provides certain administrative services to us. For providing these services, facilities and personnel, we reimburse the Administrator for our allocable portion of overhead and other expenses incurred by the Administrator in performing its obligations under the administration agreement, including rent and our allocable portion of the cost of certain of our officers and their respective staffs.

### **Market opportunity**

We believe that current market conditions present opportunities for investment in middle-market companies with attractive risk-adjusted returns for several reasons, including:

*The current market environment may mean more favorable terms for investments in middle-market companies.* We believe the tight supply of credit due to deleveraging by banks provides a promising environment in which to originate investments in middle-market companies. We believe we are able to structure investments with lower leverage multiples, higher current returns, greater opportunity for equity appreciation, better prepayment protection, and more meaningful financial covenants than are typically available on commensurate investments in large liquid market companies.

*Middle-market companies have faced increasing difficulty in accessing the capital markets.* While many middle-market companies were able to raise funds by raising debt in the capital markets in the past, we believe this approach to financing has become more difficult, as transactions have increased in size to address investors’ demands for greater liquidity in securities such as high yield bonds. In addition, we believe that many senior lenders have, in recent years, de-emphasized their service and product offerings to middle-market businesses in favor of lending to large corporate clients and managing large, liquid capital markets transactions.

*There is a large pool of uninvested private equity capital likely to seek additional capital to support private investments.* We believe there is a large pool of uninvested private equity capital available to middle-market companies. We expect that private equity firms will be active investors in middle-market companies and that these private equity firms will seek to supplement their equity investments with senior secured and junior loans and equity co-investments from other sources, such as us.

*Middle-market companies are increasingly seeking private sources for debt and equity capital.* We believe that many middle-market companies prefer to execute transactions with private capital providers such as us, rather than execute high-yield bond or equity transactions in the public markets, which may necessitate increased financial and regulatory compliance and reporting obligations.

*Consolidation among commercial banks has reduced the focus on middle-market business.* We believe that many senior lenders have de-emphasized their service and product offerings to middle-market companies in favor of lending to large corporate clients, managing capital markets transactions and providing other non-credit services to their customers.

### **Competitive advantages**

We believe we possess the following competitive advantages over other capital providers to middle-market companies:

*Demonstrated ability to deploy capital consistent with our investment policies.* Since our inception, we have invested in excess of \$3.7 billion across 168 portfolio companies through December 31, 2014. We have a portfolio yield at fair value of approximately 11.7% at December 31, 2014. During the year ended December 31, 2014, we invested approximately \$531.7 million of gross assets.

## [Table of Contents](#)

*Proven transaction sourcing strategy.* Since our inception of operations, the investment professionals from our prior investment adviser, many of whom (other than Messrs. Maher and Lazar) have become employees of our Advisor, have sourced and reviewed more than 3,100 potential investments and have a proven process through which they have invested in excess of \$3.7 billion through December 31, 2014. The Advisor identifies potential investments through its origination efforts, which include calling on financial institutions such as investment banks, commercial banks, specialty finance companies and private equity firms; as well as on advisory firms, trade associations and the owners and managers of middle-market companies with whom its investment professionals and investment committee members have relationships. We expect that our ability to leverage these relationships will continue to result in the referral of investment opportunities to us and provide us with a competitive advantage.

*Highly experienced investment team.* Our investment activities are carried out by our Advisor and led by Steven Sterling with guidance from the Advisor's investment committee. The investment committee is comprised of Mr. Sterling and certain employees of BlackRock. The Advisor's investment professionals, as well as members of the investment committee, have extensive experience in fixed income, public equity and private equity investing, and possess a broad range of transaction, financial, managerial and investment skills.

Our executive officers and directors and the employees of the Advisor and certain of its affiliates, as well as members of its investment committee, serve or may serve as investment advisers, officers, directors or principals of entities or investment funds that operate in the same or a related line of business as we do and/or investment funds managed by our affiliates. We note that any affiliated investment vehicle currently formed or formed in the future and managed or to be managed in the future by the Advisor or its affiliates may have overlapping investment objectives with our own and, accordingly, may invest in asset classes similar to those targeted by us. As a result, the Advisor or its affiliates may face conflicts in allocating investment opportunities between us and such other entities. We may not be given the opportunity to participate in certain investments made by investment funds managed by the Advisor or its affiliates. The Advisor and its affiliates will endeavor to allocate investment opportunities in a fair and equitable manner and consistent with applicable allocation procedures. In any such case, if the Advisor forms other affiliates in the future, we may co-invest on a concurrent basis with such other affiliates, subject to compliance with applicable regulations and regulatory guidance, as well as applicable allocation procedures. In certain circumstances, negotiated co-investments may be made only if we receive an order from the SEC permitting us to do so.

*Disciplined investment process with focus on preservation of capital.* In making investment decisions, the Advisor employs a disciplined and selective review process that focuses on, among other things, a thorough analysis of the underlying issuer's business and the performance drivers of that business, as well as an assessment of the legal and economic features of each particular investment.

*Cost-effective and high quality infrastructure.* We benefit from the existing infrastructure and administrative capabilities of the Administrator. For providing these services, facilities and personnel, we reimburse the Administrator for our allocable portion of overhead and other expenses incurred by the Administrator in performing its obligations under the administration agreement.

## **Leverage**

On March 27, 2014, the Company entered into an Amended and Restated Senior Secured Revolving Credit Facility (the "Credit Facility") which has an initial aggregate principal amount of up to \$405,000,000 and canceled the prior credit facility that was outstanding at December 31, 2013. The Credit Facility has a stated maturity date of March 27, 2019. The interest rate applicable to borrowings thereunder is generally LIBOR plus an applicable margin of 2.25%. The Credit Facility's commitment may increase in size, under certain circumstances, up to a total of \$750,000,000. The Credit Facility contains customary affirmative and negative covenants, including the maintenance of a minimum stockholders' equity, the maintenance of a ratio of not less than 200% of total assets (less total liabilities other than indebtedness) to total indebtedness, and restrictions on

## [Table of Contents](#)

certain payments and issuance of debt. In addition, borrowings under the Credit Facility (and the incurrence of certain other permitted debt) are subject to compliance with a borrowing base that applies different advance rates to different types of assets in the Company's portfolio. At December 31, 2014, we were in compliance with all financial and operational covenants required by the Credit Facility. We had approximately \$144.0 million of indebtedness under the Credit Facility outstanding at December 31, 2014.

On March 27, 2014, the Company entered into an Amended and Restated Senior Secured Term Loan Credit Agreement (the "Term Loan") which has a principal amount of \$15,000,000. The Term Loan has a stated maturity date of March 27, 2019. The interest rate applicable to borrowings thereunder is generally LIBOR plus an applicable margin of 3.25%.

On February 19, 2013 we closed a private offering of \$100 million in aggregate principal amount of 5.50% unsecured convertible senior notes due 2018 (the "Convertible Notes"). The initial purchasers of the Convertible Notes fully exercised their overallocation option and purchased an additional \$15 million in aggregate principal amount of the Convertible Notes. The closing of the overallocation option took place on March 4, 2013. With the exercise of the overallocation option, a total of \$115 million in aggregate principal amount of the Convertible Notes have been sold. Our net proceeds from the offering, including the exercise of the overallocation option, were approximately \$111.3 million. The Convertible Notes were only offered to qualified institutional buyers as defined in the Securities Act pursuant to Rule 144A under the Securities Act.

The Convertible Notes are unsecured and bear interest at a rate of 5.50% per year, payable semi-annually in arrears. In certain circumstances and during certain periods, the Convertible Notes are convertible into cash, shares of our common stock or a combination of cash and shares of our common stock, at our election, at an initial conversion rate of 86.0585 shares of common stock per \$1,000 principal amount of the Convertible Notes, which is equivalent to an initial conversion price of approximately \$11.62 per share of our common stock, subject to defined anti-dilution adjustments. We do not have the right to redeem the Convertible Notes prior to maturity. The Convertible Notes mature on February 15, 2018, unless repurchased or converted in accordance with their terms prior to such date.

On January 18, 2011, we closed a private placement issuance of \$158 million in aggregate principal amount of five-year senior secured notes with a fixed interest rate of 6.50% and a maturity date of January 18, 2016 and \$17 million in aggregate principal amount of seven-year senior secured notes with a fixed interest rate of 6.60% and a maturity date of January 18, 2018, which we refer to collectively as our Senior Secured Notes. Interest on the Senior Secured Notes is due semi-annually on January 18 and July 18. The proceeds from the issuance of the Senior Secured Notes were used to fund new portfolio investments, reduce outstanding borrowings under the Credit Facility and for general corporate purposes. See "Risks—Risks related to our business."

### **Investment selection criteria**

The Advisor chooses investments and constructs our portfolio based on the investment experience of its professionals and a detailed investment analysis for each investment opportunity. In analyzing each prospective portfolio company, the Advisor has identified several criteria it believes are important in identifying and investing in prospective portfolio companies. These criteria provide general guidelines for the Advisor's investment decisions on our behalf, although each prospective portfolio company may fail to meet one or more of these criteria. Generally, the Advisor seeks to utilize its access to information generated by its investment professionals to identify prospective investments and to structure investments quickly and effectively. Furthermore, the Advisor seeks to identify those companies exhibiting superior fundamental risk-reward profiles and strong defensible business franchises while focusing on the relative value of the security in the company's capital structure.

## [Table of Contents](#)

*Value Orientation/Positive Cash Flow.* The Advisor's investment philosophy places a premium on fundamental analysis from an investor's perspective and has a distinct value orientation. The Advisor focuses on companies in which it can invest at relatively low multiples of operating cash flow and that are profitable at the time of investment on an operating cash flow basis. Typically, the Advisor does not invest in start-up companies or companies having speculative business plans.

*Experienced Management.* The Advisor generally requires that portfolio companies have an experienced management team. The Advisor also generally requires portfolio companies to have in place proper incentives to induce management to succeed and to act in concert with our interests as investors, which may include having significant equity interests.

*Strong Competitive Position in Industry.* The Advisor seeks to invest in companies that have strong market positions within their respective markets or market niches and are well positioned to capitalize on growth opportunities. The Advisor seeks companies that demonstrate significant competitive advantages versus their competitors, which it believes should help to protect their market position and profitability.

*Exit Strategy.* The Advisor seeks to invest in companies that it believes will provide a steady stream of cash flow to repay loans and/or build equity value. With respect to loans and debt securities, the Advisor expects that such internally generated cash flow, leading to the payment of interest on, and the repayment of the principal of, our investments will be a key means by which we exit these investments over time. In addition, the Advisor also seeks to invest in companies whose business models and expected future cash flows offer attractive exit possibilities. These companies include candidates for strategic acquisition by other industry participants and companies that may repay our investments through an initial public offering of common stock or another capital market transaction. With respect to our equity investments, the Advisor will look to exit such investments via repurchases by the portfolio company, public offerings and sales pursuant to merger and acquisition transactions.

*Liquidation Value of Assets.* The prospective liquidation value of the assets, if any, collateralizing loans in which we invest is an important factor in the Advisor's credit analysis. The Advisor emphasizes both tangible assets, such as accounts receivable, inventory, equipment and real estate, and intangible assets, such as intellectual property, customer lists, networks and databases.

### **Investment selection process**

The Advisor selectively narrows prospective investment opportunities through a process designed to identify the most attractive opportunities. If the senior investment professionals responsible for the transaction and the Advisor's senior management determine that an investment opportunity merits pursuit, the Advisor engages in an intensive due diligence process. This process involves extensive research into the target company, its management, its industry, its growth prospects and its ability to withstand adverse conditions.

In conducting their due diligence, the Advisor's investment professionals use publicly available information as well as information from their extensive relationships with former and current management teams, consultants, competitors and investment bankers, among others. Though each transaction involves a somewhat different approach, the Advisor often undertakes the following due diligence steps. Initially, the investment team involved in the transaction may meet with management to get management's view of the business and probe for potential weaknesses in business prospects. They may also visit headquarters and company operations, meeting top- and middle-level executives. Independently from the company, the investment team may check management's backgrounds and references. With information provided by the company, the investment team performs a detailed review of historical financial performance and the quality of earnings. To assess both business prospects and standard practices, they may contact customers and vendors and conduct a competitive analysis, comparing the company to its main competitors on an operating, financial, market share and valuation basis. The investment team also researches the industry for historic growth trends and future prospects utilizing industry analysts at BlackRock, third party research, industry association literature and general news. Furthermore, they assess asset

## [Table of Contents](#)

value and the ability of physical infrastructure and information systems to handle anticipated growth and investigate any legal risks and the viability of current financial and accounting systems. Attorneys and independent accountants as well as outside advisors, as appropriate, may conduct additional due diligence on behalf of the Advisor.

After the Advisor has identified an investment opportunity and completed due diligence, the investment team involved in the transaction prepares a written investment analysis. Senior investment professionals involved in the transaction review the analysis, and if they are in favor of making the potential investment, present it first to Mr. Sterling and then, if it is approved by Mr. Sterling, to the Advisor's investment committee for guidance under certain circumstances.

### **Investment structure**

Once the Advisor determines that a prospective portfolio company is a suitable investment, it works with the management of that company, any intermediaries and other capital providers, including senior and junior debt security investors and equity capital providers, to structure an investment.

We invest in portfolio companies primarily in the form of senior and junior secured loans and unsecured and subordinated loans. The senior and junior secured loans generally have terms of three to ten years. We obtain security interests in the assets of our portfolio companies that serve as collateral in support of the repayment of the senior and junior secured loans. The collateral may take the form of first or second priority liens on the assets of a portfolio company.

The Advisor structures unsecured and subordinated debt securities and loans to have relatively high floating or fixed interest rates that provide us with current investment income. These debt securities and loans generally have terms of up to ten years. Such unsecured and subordinated debt securities and loans may have interest-only payments in the early years, with amortization of principal deferred to the later years of the loan. Also, some of these loans will be collateralized by a subordinate lien on some or all of the assets of the company.

In some cases, our debt investments may provide for a portion of the interest payable to be payment-in-kind, or PIK, interest. To the extent interest is PIK, it is payable through the increase of the principal amount of the loan by the amount of the interest due on the then-outstanding principal amount of the loan. We are required to recognize PIK interest, a non-cash source of income, as taxable income, increasing the amounts we are required to distribute to stockholders to qualify for the federal income tax benefits applicable to RICs.

In the case of the senior secured and junior loans, the Advisor tailors the terms of the investment to the facts and circumstances of the transaction and the prospective portfolio company, negotiating a structure that aims to protect our rights and manage our risk while creating incentives for the portfolio company to achieve its business plan and improve its profitability. For example, in addition to seeking a senior position in the capital structure of our portfolio companies, the Advisor seeks to limit the downside potential of our investments. The Advisor may accomplish this through requiring a total return on our investment (including both interest and potential equity appreciation) that compensates us for credit risk or through incorporating call protection into the investment structure. The Advisor may also negotiate covenants in connection with our investments that protect the preservation of our capital. Such restrictions may include affirmative and negative covenants, default penalties, lien protection, change of control provisions and board rights, including either observation or participation rights.

In general, our debt investments include financial covenants and terms that require the portfolio company to reduce leverage over time, thereby enhancing its credit quality. These methods may include, among others: maintenance leverage covenants requiring a decreasing ratio of debt to cash flow; maintenance cash flow covenants requiring an increasing ratio of cash flow to interest expense and possibly other cash expenses such as capital expenditures, cash taxes and mandatory principal payments; and debt incurrence prohibitions, limiting a company's ability to relevel its balance sheet. In addition, limitations on asset sales and capital expenditures prevent a company from changing the nature of its business or capitalization without our consent.

## [Table of Contents](#)

Structurally, subordinated loans usually rank junior in priority of payment to senior debt, such as senior bank debt, and are often unsecured. As such, other creditors may rank senior to us in the event of insolvency. However, subordinated loans rank senior to common and preferred equity in a borrower's capital structure. Due to their higher risk profile and often less restrictive covenants as compared to senior loans, subordinated loans generally earn higher interest yields than senior secured loans. We believe that subordinated loans offer an attractive alternative investment opportunity. In many cases investors in subordinated loans receive opportunities to invest directly in the equity securities of borrowers, and from time to time also may receive warrants to purchase equity securities.

Our debt investments may include equity features, such as warrants or options to buy a minority interest in the portfolio company. Warrants we receive with our debt may require only a nominal cost to exercise, and thus, as a portfolio company appreciates in value, we may achieve additional investment return from this equity interest. We generally seek to structure the warrants to provide provisions protecting our rights as a minority-interest holder, and we generally seek to structure puts or rights to sell such securities back to the company upon the occurrence of specified events.

Our equity investments may consist of preferred equity that pays dividends on a current basis or preferred equity that does not pay current dividends. Preferred equity generally has a preference over common equity as to distributions on liquidations and dividends. In some cases, we may acquire common equity. Our equity investments frequently are not control-oriented investments, and in many cases, we acquire equity securities as part of a group of private equity investors in which we are not the lead investor. We may also receive equity through portfolio company restructurings. Our preferred and common equity investments typically are made in conjunction with loans to these companies.

### **Ongoing relationship with portfolio companies**

The Advisor monitors our portfolio companies on an ongoing basis. The Advisor monitors the financial trends of each portfolio company to determine if it is meeting its business plans and to assess the appropriate course of action for each company.

The Advisor has several methods of evaluating and monitoring the performance and fair values of our investments, which may include the following and other methods:

- assessment of success of the portfolio company in adhering to its business plan and compliance with covenants;
- periodic and regular contact with portfolio company management and, if appropriate, the financial or strategic sponsor, to discuss financial position, requirements and accomplishments;
- comparisons to other companies in the industry;
- attendance at and participation in board meetings;
- review of interim and annual financial statements and financial projections for portfolio companies; and
- retention of third-party valuation firms to assist in determination of fair value.

### **Managerial assistance**

As a BDC, we offer, and must provide upon request, managerial assistance to our portfolio companies. This assistance could involve, among other things, participating in board and management meetings, consulting with and advising officers of portfolio companies and providing other organizational and financial guidance or exercising strategic or managerial influence over such companies. We may receive fees for these services. The Advisor will provide managerial assistance on our behalf to those portfolio companies that request this

## [Table of Contents](#)

assistance. Employees of the Advisor have experience providing managerial assistance to private operating companies like our portfolio companies, and such assistance has tended to be related to board representation and to strategic and financing transactions. The Advisor generally will not receive any direct compensation from our portfolio companies for providing managerial assistance, although it may do so from time to time.

### Investment rating system

The Advisor employs a grading system for our entire portfolio. The Advisor grades all loans on a scale of 1 to 4. This system is intended to reflect the performance of the borrower's business, the collateral coverage of the loans and other factors considered relevant. Generally, the Advisor assigns only one loan grade to each portfolio company for all loan investments in that portfolio company; however, the Advisor will assign multiple ratings when appropriate for different investments in one portfolio company. The following is a description of the conditions associated with each investment rating:

**Grade 1:** Investments in portfolio companies whose performance is substantially within the Advisor's expectations and whose risk factors are neutral to favorable to those at the time of the original investment.

**Grade 2:** Investments in portfolio companies whose performance is below the Advisor's expectations and that require closer monitoring; however, no loss of investment return (interest and/or dividends) or principal is expected.

**Grade 3:** Investments in portfolio companies whose performance is below the Advisor's expectations and for which risk has increased materially since origination. Some loss of investment return is expected, but no loss of principal is expected. Companies graded 3 generally will be out of compliance with debt covenants and will be unlikely to make debt repayments on their original schedule.

**Grade 4:** Investments in portfolio companies whose performance is materially below the Advisor's expectations where business trends have deteriorated and risk factors have increased substantially since the original investment. Investments graded 4 are those for which some loss of principal is expected.

The Advisor monitors and, when appropriate, changes the investment ratings assigned to each investment in our portfolio. In connection with our valuation process, the Advisor and Board of Directors review these investment ratings on a quarterly basis. Our average investment rating was 1.27 at December 31, 2014 and 1.14 at December 31, 2013. The following is a distribution of the investment ratings of our portfolio companies at December 31, 2014 and 2013:

	<u>December 31, 2014</u>	<u>December 31, 2013</u>
Grade 1	\$ 980,351,780	\$ 1,054,695,245
Grade 2	242,173,859	159,112,129
Grade 3	11,074,000	2,912,000
Grade 4	23,548,349	572,675
Not rated	568,750	680,415
Total investments	<u>\$ 1,257,716,738</u>	<u>\$ 1,217,972,464</u>

The investment rating process begins with each portfolio company or investment being initially evaluated by the transaction team, led by a senior investment professional that is responsible for the portfolio company relationship. This evaluation generally is completed no less frequently than quarterly. At the Advisor's weekly investment professionals' meeting, the transaction team presents an update on the activities of any company rated below Grade 1. Each quarter, all investment professionals attend a separate investment rating meeting. At these quarterly meetings, the transaction team responsible for each portfolio investment reviews each portfolio company and suggests a rating for each investment for discussion among the investment professionals. At the conclusion of discussion, and subject to the approval of the Advisor's chief executive officer and chief operating officer, the Advisor's chief financial officer records the internal investment ratings for review by the Board of Directors quarterly.



## [Table of Contents](#)

### **Competition**

A number of entities compete with us to make the types of investments that we make. We compete with other BDCs, public and private funds, commercial and investment banks, CLO funds, commercial financing companies, insurance companies, high yield investors and, to the extent they provide an alternative form of financing, private equity funds. Additionally, because competition for investment opportunities generally has increased among alternative investment vehicles, such as hedge funds, those entities have begun to invest in areas they have not traditionally invested in, including investments in middle-market companies. As a result of these new entrants, competition for investment opportunities at middle-market companies has intensified. Many of our existing and potential competitors are substantially larger and have considerably greater financial, technical and marketing resources than we do. For example, some competitors may have a lower cost of funds and access to funding sources that are not available to us. In addition, some competitors may have higher risk tolerances or different risk assessments, which could allow them to consider a wider variety of investments and establish more relationships than us. Furthermore, many of our competitors are not subject to the regulatory restrictions that the 1940 Act imposes on us as a BDC or the restrictions that the Code imposes on us as a RIC.

### **Staffing**

Services necessary for our business are provided by individuals who are employees of the Advisor or the Administrator and its affiliates, pursuant to the terms of the management agreement and the administration agreement. Each of our executive officers is an employee of the Advisor or the Administrator and its affiliates. Our executive officers are also executive officers of the Advisor. Our day-to-day investment operations are managed by the Advisor. The Advisor currently has 11 investment professionals who focus on origination and transaction development and monitoring of our investments. We reimburse the Advisor for costs and expenses incurred by the Advisor for office space rental, office equipment and utilities allocable to the Advisor under the management agreement, as well as any costs and expenses incurred by the Advisor relating to any non-investment advisory, administrative or operating services provided by the Advisor to us. In addition, we reimburse the Administrator for our allocable portion of expenses it incurs in performing its obligations under the administration agreement, including rent and our allocable portion of the cost of certain of our officers and their respective staffs.

### **Properties**

We do not own any real estate or other physical properties materially important to our operation. Our administrative and principal executive offices are located at 40 East 52nd Street, New York, NY 10022. We believe that our office facilities are suitable and adequate for our business as it is contemplated to be conducted.

### **Legal Proceedings**

From time to time, we and the Advisor may be a party to certain legal proceedings incidental to the normal course of our business, including the enforcement of our rights under contracts with our portfolio companies. While we cannot predict the outcome of these legal proceedings with certainty, we do not expect that these proceedings will have a material effect on our consolidated financial statements.

### **Portfolio composition**

We have built an investment portfolio that primarily includes senior and junior secured, senior and junior unsecured and subordinated loans to U.S. private middle-market companies. We invest a range of \$10 million to \$50 million of capital, on average, per transaction, although the investment sizes may be more or less and are expected to grow with our capital availability. Although most of our investments are in senior and junior secured, senior and junior unsecured and subordinated loans to U.S. private and certain public middle-market companies, we invest throughout the capital structure of these companies, which may include investing in common and

## [Table of Contents](#)

preferred equity, options and warrants, credit derivatives, high-yield bonds, distressed debt and other structured securities. We generally seek to invest in companies that operate in a broad variety of industries and that generate positive cash flows. While our focus is to generate current income through these investments, we also seek capital appreciation.

We generally are not permitted to invest in any private company in which any of our affiliates holds an existing investment, except to the extent permitted by the 1940 Act. We may, however, co-invest on a concurrent basis with our affiliates, subject to compliance with applicable regulations and regulatory guidance, as well as applicable allocation procedures. We may invest, to the extent permitted by law, in the securities and instruments of other investment companies, including private funds.

At December 31, 2014, our portfolio of 47 portfolio companies was invested 52% in senior secured loans, 21% in equity investments, 18% in unsecured or subordinated debt securities, 8% in senior secured notes and 1% in cash and cash equivalents.

The industry composition of our portfolio at fair market value at December 31, 2014 and 2013 was as follows:

Industry	December 31,	
	2014	2013
Financial Services	14.2%	4.9%
Consumer Products	14.1	14.6
Energy	10.9	5.4
Healthcare	10.3	12.1
Chemicals	9.8	8.5
Personal and Other Services	8.0	17.1
Building and Real Estate	7.4	2.7
Manufacturing	6.8	8.3
Printing, Publishing and Media	5.8	5.6
Business Services	4.6	7.1
Defense	3.6	—
Retail	2.0	2.8
Distribution	0.8	1.6
Beverage, Food and Tobacco	0.7	3.5
Containers and Packaging	0.7	0.2
Electronics	0.3	5.6
Total	100.0%	100.0%

The geographic composition of our portfolio at fair value at December 31, 2014 was United States 96.8%, Canada 2.0% and the Cayman Islands 1.2%, and at December 31, 2013 was United States 93.1%, Canada 6.5% and the Cayman Islands 0.4%. The geographic composition is determined by several factors including the location of the corporate headquarters of the portfolio company.

**PORTFOLIO COMPANIES**

The following is a listing of each portfolio company or its affiliate, together referred to as portfolio companies, in which we had an investment at December 31, 2014. Percentages shown for class of securities held by us represent percentage of the class owned at December 31, 2014 and do not necessarily represent voting ownership or economic ownership. Percentages shown for equity securities other than warrants or options represent the actual percentage of the class of security held at December 31, 2014 before dilution. Percentages shown for warrants and options held represent the percentage of class of security we may own on a fully diluted basis assuming we exercise our warrants or options. Our portfolio is actively managed and the information set forth in the table below is as of December 31, 2014 and does not reflect subsequent changes to the portfolio resulting from purchases, sales, redemptions, repayment or other actions we may have taken with respect to our portfolio securities.

We make available significant managerial assistance to our portfolio companies. We may receive rights to observe the meetings of our portfolio companies' board of directors, and may have one or more voting seats on their boards.

For more information relating to our investments in portfolio companies, see our schedules of investments included in our consolidated financial statements appearing elsewhere in this prospectus.

<u>Name and Address of Portfolio Company</u>	<u>Nature of Business</u>	<u>Type of Investment</u>	<u>Percentage of Class Held</u>	<u>Fair Value at December 31, 2014</u>
<b>Senior Secured Notes</b>				
Advanced Lighting Technologies, Inc. 32000 Aurora Rd Solon, OH 44139	<i>Lighting</i>	<b>Senior Secured Notes, First Lien</b>	—	\$ 16,000,000
AGY Holding Corp. 2556 Wagener Road Aiken, SC 29801	<i>Glass Yarns/ Fibers</i>	<b>Senior Secured Notes, Second Lien</b>	—	20,021,500
American Piping Products, Inc. 18333 Wings Corporate Dr Chesterfield, MO 63005	<i>Distribution</i>	<b>Senior Secured Notes, Second Lien</b>	—	10,200,000
BPA Laboratories Inc. 297 Kingsbury Grade, Suite 10 Lake Tahoe, NV 89449-4470	<i>Healthcare Services</i>	<b>Senior Secured Notes, First Lien</b>	—	35,078,000
New Gulf Resources, LLC 10441 S. Regal Blvd., Ste 210 Tulsa, OK 74133	<i>Energy</i>	<b>Senior Secured Notes, First Lien</b>	—	20,160,000
<b>Total Senior Secured Notes</b>				<b>\$ 101,459,500</b>
<b>Unsecured Debt</b>				
Gordon Brothers Finance Company Prudential Tower 800 Boylston Street, 27th Floor Boston, MA 02199	<i>Specialty Finance</i>	<b>Unsecured Debt</b>	—	\$ 71,032,057
Higginbotham Insurance Holdings, Inc. 500 W. 13 <sup>th</sup> Street Fort Worth, TX 76102	<i>Insurance</i>	<b>Unsecured Debt</b>	—	36,750,000

## [Table of Contents](#)

Name and Address of Portfolio Company	Nature of Business	Type of Investment	Percentage of Class Held	Fair Value at December 31, 2014
QHB Holdings LLC 7400 Linder Avenue Skokie, IL 60077	<i>Materials</i>	<b>Unsecured Debt</b>	—	\$ 20,000,000
Red Apple Stores Inc. 6877 Goreway Drive, Suite 3 Mississauga, Ontario L4V1L9	<i>Discount Stores</i>	<b>Unsecured Debt</b>	—	3,273,054
SVP Worldwide Ltd. 1224 Heil Quaker Blvd. La Vergne, TN 37086	<i>Consumer Products</i>	<b>Unsecured Debt</b>	—	43,504,102
<b>Total Unsecured Debt</b>				<b>\$ 174,559,213</b>
<b>Subordinated Debt</b>				
Advantage Insurance Holdings Ltd. 5 <sup>th</sup> Floor, Windward 3 Regatta Office Park PO Box 2185 Grand Cayman KU1-1105	<i>Insurance</i>	<b>Subordinated Debt</b>	—	\$ 3,000,000
Automobile Protection Corporation—APCO 6010 Atlantic Boulevard Norcross, GA 30071	<i>Insurance</i>	<b>Subordinated Debt</b>	—	25,000,000
New Gulf Resources, LLC 10441 S. Regal Blvd., Ste 210 Tulsa, OK 74133	<i>Energy</i>	<b>Subordinated Debt</b>	—	2,124,000
The Pay-O-Matic Corp. 160 Oak Drive Syosset, NY 11791	<i>Financial Services</i>	<b>Subordinated Debt</b>	—	20,400,000
<b>Total Subordinated Debt</b>				<b>\$ 50,524,000</b>
<b>Senior Secured Loans</b>				
Accriva Diagnostics, Inc. 20 Corporate Place South Piscataway, NJ 08854	<i>Healthcare</i>	<b>Senior Secured Loans, First Lien</b>	—	\$ 21,000,000
AGY Holding Corp. 2556 Wagener Road Aiken, SC 29801	<i>Glass Yarns/ Fibers</i>	<b>Senior Secured Loans, Second Lien</b>	—	19,763,384
AL Solutions, Inc. P.O. Box 1224 P.O. Box 1224 S Chester Street New Cumberland, WV 26047	<i>Metals</i>	<b>Senior Secured Loans, Term Loan B, Second Lien</b>	—	—
Bankruptcy Management Solutions, Inc. 8 Corporate Park, Suite 230 Irvine, CA 92606	<i>Financial Services</i>	<b>Senior Secured Loans, Term Loan A, First Lien</b>	—	1,875,837
Bankruptcy Management Solutions, Inc. 8 Corporate Park, Suite 230 Irvine, CA 92606	<i>Financial Services</i>	<b>Senior Secured Loans, Term Loan B, First Lien</b>	—	10,197,193

## [Table of Contents](#)

<u>Name and Address of Portfolio Company</u>	<u>Nature of Business</u>	<u>Type of Investment</u>	<u>Percentage of Class Held</u>	<u>Fair Value at December 31, 2014</u>
GSE Environmental, Inc. 19103 Gundle Road Houston, TX 77073	<i>Manufacturing</i>	<b>Senior Secured Loans, First Lien</b>	—	\$ 42,352,941
Hunter Defense Technologies, Inc. 30500 Aurora Road, Suite 100 Solon, OH 44139	<i>Defense</i>	<b>Senior Secured Loans, Second Lien</b>	—	45,000,000
JLL Pioneer Inc. 1030 E. Bert Kouns Industrial Loop Shreveport, LA 71105	<i>Building Products</i>	<b>Senior Secured Loans, Second Lien</b>	—	20,000,000
K2 Pure Solutions Nocal, L.P. 950 Loveridge Road Pittsburgh, CA 94565	<i>Chemicals</i>	<b>Senior Secured Loans, First Lien</b>	—	19,750,000
Learfield Communications, Inc. 505 Hobbs Road Jefferson City, MO 65109	<i>Media and Entertainment</i>	<b>Senior Secured Loans, Second Lien</b>	—	2,977,889
MD America Energy, LLC 301 Commerce Street Fort Worth, TX 76102	<i>Energy</i>	<b>Senior Secured Loans, First Lien</b>	—	19,600,000
MediMedia USA, Inc. 350 Starke Rd Carlstadt, NJ 07072	<i>Information Services</i>	<b>Senior Secured Loans, First Lien</b>	—	14,825,358
MediMedia USA, Inc. 350 Starke Rd Carlstadt, NJ 07072	<i>Information Services</i>	<b>Senior Secured Loans, Second Lien</b>	—	58,200,000
Novolex Holdings, Inc. 101 E Carolina Avenue Hartsville, SC 29550	<i>Manufacturing</i>	<b>Senior Secured Loans, Second Lien</b>	—	4,875,369
Oxford Mining Company, LLC 41 South High Street Suite 3450 Columbus OH 43215	<i>Energy</i>	<b>Senior Secured Loans, First Lien</b>	—	14,830,508
Pre-Paid Legal Services, Inc. One Pre-Paid Way Ada, OK 74820	<i>Legal Services</i>	<b>Senior Secured Loans, Second Lien</b>	—	25,000,000
Quality Home Brands Holdings LLC 7400 Linder Avenue Skokie, IL 60077	<i>Materials</i>	<b>Senior Secured Loans, Second Lien</b>	—	40,000,000
Red Apple Stores Inc. 6877 Goreway Drive, Suite 3 Mississauga, Ontario L4V1L9	<i>Discount Stores</i>	<b>Senior Secured Loans, Second Lien</b>	—	21,800,000
Road Infrastructure Investment, LLC 5910 N. Central Expressway, Suite 1050 Dallas, TX 75206	<i>Manufacturing</i>	<b>Senior Secured Loans, Second Lien</b>	—	8,266,249

## Table of Contents

<u>Name and Address of Portfolio Company</u>	<u>Nature of Business</u>	<u>Type of Investment</u>	<u>Percentage of Class Held</u>	<u>Fair Value at December 31, 2014</u>
Royal Adhesives and Sealants, LLC 5910 N. Central Expressway, Suite 1050 Dallas, TX 75206	<i>Chemicals</i>	<b>Senior Secured Loans, Second Lien</b>	—	\$ 6,047,498
Shoreline Energy LLC 4023 Ambassador Caffery Pkwy Lafayette, LA 70503	<i>Energy</i>	<b>Senior Secured Loans, Second Lien</b>	—	27,168,749
SOURCEHOV, LLC 3232 McKinney Avenue Suite 1000 Dallas, TX 75204	<i>Business Services</i>	<b>Senior Secured Loans, First Lien</b>	—	4,854,264
SOURCEHOV, LLC 3232 McKinney Avenue Suite 1000 Dallas, TX 75204	<i>Business Services</i>	<b>Senior Secured Loans, Second Lien</b>	—	4,802,376
Sur La Table, Inc. 5701 6 <sup>th</sup> Avenue, Suite 486 Seattle, WA 98108	<i>Consumer Products</i>	<b>Senior Secured Loans, First Lien</b>	—	50,500,000
U.S. Well Services, LLC 770 South Post Oak Lane #405 Houston, TX 77056	<i>Energy</i>	<b>Senior Secured Loans, First Lien</b>	—	43,395,839
United Subcontractors, Inc. 380 St. Peter Street Suite 1020 St. Paul, MN 55102	<i>Building and Construction</i>	<b>Senior Secured Loans, First Lien</b>	—	6,349,276
Vertellus Specialties Inc. 201 N Illinois St #1800 Indianapolis, IN 46204	<i>Specialty Chemicals</i>	<b>Senior Secured Loans, First Lien</b>	—	54,862,500
Water Pik, Inc. 1730 East Prospect RD Fort Collins, CO 80553	<i>Consumer Products</i>	<b>Senior Secured Loans, Second Lien</b>	—	22,868,421
WBS Group LLC 405 Park Avenue New York, NY 11002	<i>Software</i>	<b>Senior Secured Loans, First Lien</b>	—	27,284,255
WBS Group LLC 405 Park Avenue New York, NY 11002	<i>Software</i>	<b>Senior Secured Loans, Second Lien</b>	—	20,249,190
Westward Dough Operating Company, LLC 313 Pilot Road, Suite A Las Vegas, NE 89119	<i>Restaurants</i>	<b>Senior Secured Loans, First Lien</b>	—	6,590,896
<b>Total Senior Secured Loans</b>				<b>\$ 665,287,992</b>

## [Table of Contents](#)

<u>Name and Address of Portfolio Company</u>	<u>Nature of Business</u>	<u>Type of Investment</u>	<u>Percentage of Class Held</u>	<u>Fair Value at December 31, 2014</u>
<b>Preferred Stock</b>				
Advantage Insurance Holdings Ltd. 5 <sup>th</sup> Floor, Windward 3 Regatta Office Park PO Box 2185 Grand Cayman KU1-1105	<i>Insurance</i>	<b>Preferred Stock</b>	9.8%	\$ 8,379,450
KAGY Holding Company, Inc. (AGY Holding Corp.) 2556 Wagener Road Aiken, SC 29801	<i>Glass Yarns/ Fibers</i>	<b>Preferred Stock</b>	27.2%	3,266,124
Gordon Brothers Finance Company Prudential Tower 800 Boylston Street, 27 <sup>th</sup> Floor Boston, MA 02199	<i>Specialty Finance</i>	<b>Preferred Stock</b>	70.6%	12,985,556
Progress Financial Corporation 171 Constitution Drive Menlo Park, CA 94025	<i>Financial Services</i>	<b>Preferred Stock Series F-1</b>	2.1%	2,842,945
Progress Financial Corporation 171 Constitution Drive Menlo Park, CA 94025	<i>Financial Services</i>	<b>Preferred Stock Series G</b>	4.2%	5,186,855
USI Senior Holdings, Inc. (United Subcontractors) 5201 Eden Avenue Suite 220 Edina, MN 55436	<i>Building and Construction</i>	<b>Preferred Stock</b>	26.1%	7,823,940
<b>Total Preferred Stock</b>				<b>\$ 40,484,870</b>
<b>Common Stock</b>				
Bankruptcy Management Solutions, Inc. 8 Corporate Park Suite 210 Irvine, CA 92614	<i>Financial Services</i>	<b>Common Stock</b>	37.3%	\$ 23,997,165
DynaVox Inc. 2100 Wharton Street Suite 400 Pittsburgh, PA 15203	<i>Augmentative Communication Products</i>	<b>Common Stock</b>	2.4%	13,618
Gordon Brothers Finance Company Prudential Tower 800 Boylston Street, 27 <sup>th</sup> Floor Boston, MA 02199	<i>Specialty Finance</i>	<b>Common Stock</b>	80.0%	10,598,300
M & M Tradition Holdings Corp. 4001 Mark IV Parkway Fort Worth, TX 76106	<i>Sheet Metal Fabrication</i>	<b>Common Stock</b>	12.4%	13,500,000
Red Apple Stores Inc. 6877 Goreway Drive, Suite 3 Mississauga, Ontario L4V1L9	<i>Discount Stores</i>	<b>Common Stock</b>	100.0%	—

## [Table of Contents](#)

<b>Name and Address of Portfolio Company</b>	<b>Nature of Business</b>	<b>Type of Investment</b>	<b>Percentage of Class Held</b>	<b>Fair Value at December 31, 2014</b>
Tygem Holdings, Inc. P.O. Box 1224 S Chester Street New Cumberland, WV 26047	<i>Metals</i>	<b>Common Stock, Class A</b>	*	\$ —
USI Senior Holdings, Inc. (United Subcontractors) 5201 Eden Avenue Suite 220 Edina, MN 55436	<i>Building and Construction</i>	<b>Common Stock</b>	22.6%	58,869,933
<b>Total Common Stock</b>				<b>\$ 106,979,016</b>
<b>Limited Partnership/Limited Liability Company Interests</b>				
ECI Cayman Holdings, LP One City Place Drive, Suite 450 St. Louis, MO 63141	<i>Electronics</i>	<b>Limited Partnership Interests</b>	2.4%	\$ 3,916,766
Higginbotham Investment Holdings, LLC 500 W. 13 <sup>th</sup> Street Fort Worth, TX 76102	<i>Insurance</i>	<b>Limited Liability Company Interests</b>	0.8%	1,932,559
Marquette Transportation Company Holdings, LLC 150 Ballard Circle Paducah, Kentucky 42001	<i>Transportation</i>	<b>Limited Liability Company Interests</b>	— (1)	8,841,000
Marsico Holdings, LLC 1200 17 <sup>th</sup> Street Suite 1600 Denver, CO 80202	<i>Financial Services</i>	<b>Limited Liability Company Interests</b>	0.3%	5,487
Penton Business Media Holdings, LLC 249 West 17 <sup>th</sup> Street New York, NY 10011	<i>Information Services</i>	<b>Limited Liability Company Interests</b>	14.0%	70,182,000
PG Holdco, LLC 404 Columbia Place South Bend, IN 46601	<i>Healthcare Services</i>	<b>Limited Liability Company Interests</b>	0.1%	495,388
PG Holdco, LLC 404 Columbia Place South Bend, IN 46601	<i>Healthcare Services</i>	<b>Limited Liability Company Interests, Class A</b>	*	613,806
Sentry Security Systems Holdings, LLC 7608 Fairfield Road Columbia, SC 29203	<i>Security Services</i>	<b>Limited Liability Company Interests</b>	1.8%	20,618



## [Table of Contents](#)

<b>Name and Address of Portfolio Company</b>	<b>Nature of Business</b>	<b>Type of Investment</b>	<b>Percentage of Class Held</b>	<b>Fair Value at December 31, 2014</b>
Sentry Security Systems Holdings, LLC 7608 Fairfield Road Columbia, SC 29203	Security Services	Limited Liability Company Interests	3.8%	\$ 1,106,660
U.S. Well Services, LLC 770 South Post Oak Lane #405 Houston, TX 77056	Energy	Limited Liability Company Interests	— (2)	9,244,444
WBS Group LLC 405 Park Avenue New York, NY 11002	Software	Limited Liability Company Interests	— (3)	—
Westward Dough Holdings, LLC 313 Pilot Road Suite A Las Vegas, NV 89119	Restaurants	Limited Liability Company Interests, Class A	35.0%	2,233,000
<b>Total Limited Partnership/Limited Liability Company Interests</b>				<b>\$ 98,591,728</b>
<b>Equity Warrants/Options</b>				
Bankruptcy Management Solutions, Inc. 8 Corporate Park, Suite 230 Irvine, CA 92606	Financial Services	Equity Warrants, Tranche A	43.8%	\$ 711,315
Bankruptcy Management Solutions, Inc. 8 Corporate Park, Suite 230 Irvine, CA 92606	Financial Services	Equity Warrants, Tranche B	43.8%	638,523
Bankruptcy Management Solutions, Inc. 8 Corporate Park, Suite 230 Irvine, CA 92606	Financial Services	Equity Warrants, Tranche C	43.8%	857,086
Facet Investment, Inc. 112 Town Park Drive Kennesaw, GA 30114	Medical Devices	Equity Warrants	1.8%	—
Marsico Parent Superholdco, LLC 1200 17 <sup>th</sup> Street Suite 1600 Denver, CO 80202	Financial Services	Equity Options	*	—
New Gulf Resources, LLC 10441 S. Regal Blvd., Ste 210 Tulsa, OK 74133	Energy	Equity Warrants	3.0%	—
Progress Financial Corporation 171 Constitution Drive Menlo Park, CA 94025	Financial Services	Equity Warrants	63.8%	17,054,745

## [Table of Contents](#)

Name and Address of Portfolio Company	Nature of Business	Type of Investment	Percentage of Class Held	Fair Value at December 31, 2014
Twin River Worldwide Holdings, Inc. 100 Twin River Road Lincoln, RI 02865	Gaming	Contingent Value Rights	0.7%	\$ 568,750
<b>Total Equity Warrants/Options</b>				<b>\$ 19,830,419</b>

\* Less than 0.1%.

- (1) We are the sole stockholder of BKC MTCH Blocker, Inc., a consolidated subsidiary, which is the beneficiary of less than 5% of the voting securities of Marquette Transportation Company Holdings, LLC.
- (2) We are the sole stockholder of BKC ASW Blocker, Inc., a consolidated subsidiary, which is the beneficiary of less than 5% of the voting securities of U.S. Well Services, LLC
- (3) We are the sole stockholder of BKC-WBS, LLC, a consolidated subsidiary, which is the beneficiary of more than 25% of the voting securities of WBS Group LLC and thus a controlled investment.

Set forth below is a brief description of each portfolio company in which we have made an investment that represents greater than 5% of our total consolidated assets at December 31, 2014 or in which we own 5% or more of the portfolio company's voting securities.

### **Advantage Insurance Holdings Ltd.**

Advantage Insurance Holdings, Ltd is a Cayman Islands-based provider of specialty insurance, reinsurance and related services to business owners and high net worth individuals. The company was formed in 2012 to restructure a privately held insurance business located in the Cayman Islands and the United States.

### **AGY Holding Corp.**

AGY Holding Corp. is a leading manufacturer of advanced glass fibers that are used as reinforcing materials in numerous diverse high-value applications, including aircraft laminates, ballistic armor, pressure vessels, roofing membranes, insect screening, architectural fabrics and specialty electronics. AGY serves end-markets that require glass fibers for applications with demanding performance criteria, such as: the aerospace, defense, construction, electronics and industrial end-markets.

### **Bankruptcy Management Solutions, Inc.**

Bankruptcy Management Solutions, Inc. is a national provider of Chapter 7 bankruptcy case management solutions for bankruptcy trustees. The company provides bankruptcy trustees and certain other fiduciary customers with mission critical proprietary software products, computer hardware and support services designed to assist trustees in the administration of bankruptcy cases.

### **Gordon Brothers Finance Company**

Gordon Brothers Finance Company is a specialty-lending business that originates senior secured loans to stressed middle market companies primarily secured by tangible assets. The company utilizes Gordon Brothers Group services and personnel to assist in its efforts to originate, underwrite and manage loans.

### **M & M Tradition Holdings, Corp.**

M & M Tradition Holdings Corp. is a holding company for M & M Manufacturing Company, which is a diversified fabricator of custom sheet metal products, primarily serving the air distribution and ventilation market. The company manufactures air ventilation ducts and fittings for residential and commercial uses and fabricates precision sheet metal parts for a variety of industries.

---

## [Table of Contents](#)

### ***Penton Business Media Holdings LLC***

Penton Business Media Holdings LLC is a holding company for Penton Media, Inc., which is a business-to-business media company. The company's brands are focused on a variety of industries and include trade magazines, Web sites, industry trade shows and conferences, and information data products.

### ***Red Apple Stores Inc.***

Red Apple Stores Inc. is a general merchandise retailer servicing primarily rural communities in Canada with populations of less than 10,000, which are typically underserved from a retail perspective. Locations in these markets facilitate a high visit frequency and are more insulated from competition. The company currently operates 165 stores across Canada, with locations in every province except Quebec.

### ***United Subcontractors, Inc./USI Senior Holdings, Inc.***

USI Senior Holdings, Inc. is a holding company for United Subcontractors, Inc., which is an independent insulation subcontractor in the United States and a contractor for construction of residential framing in Florida.

### ***WBS Group LLC***

WBS Group, LLC is the leading provider of software services to the radio broadcasting industry. WBS provides an array of traffic and billing and corporate reporting systems critical to the efficient operations and management of a commercial radio station. In addition to its core traffic and billings software, WBS offers a number of complementary products aimed at enhancing the operating performance of a radio station.

### ***Westward Dough Operating Company, LLC/Westward Dough Holdings, LLC***

Westward Dough Operating Company, LLC operates 14 Krispy Kreme franchises in Nevada, Utah, Idaho, Colorado and Wisconsin.

**MANAGEMENT OF THE COMPANY****Directors and executive officers**

Our business and affairs are managed under the direction of our Board of Directors. The Board of Directors currently consists of eight members, six of whom are not “interested persons” of the Company or of the Advisor as defined in Section 2(a)(19) of the 1940 Act. We refer to these individuals as our independent directors. No independent director owns beneficially or of record any security of the Advisor or any person (other than a RIC or portfolio company) directly or indirectly controlling, controlled by or under common control with the Advisor. Our Board of Directors elects our executive officers, who serve at the discretion of the Board of Directors. Each director holds office until his or her successor is elected and qualified or until his or her term as a director is terminated as provided in our bylaws. The address for each director and executive officer is c/o BlackRock Capital Investment Corporation, 40 East 52nd Street, New York, New York 10022.

The directors and executive officers of the Company are as follows:

<u>Name and Year of Birth</u>	<u>Position</u>	<u>Director Since</u>	<u>Expiration of Term</u>
<b>Independent Directors:</b>			
John R. Baron (1957)	Director	2013	2017
Brian D. Finn (1960)	Director	2013	2015*
Jerrold B. Harris (1942)	Director	2005	2017
William E. Mayer (1940)	Director	2005	2015*
François de Saint Phalle (1946)	Director	2005	2015*
Maureen K. Usifer (1960)	Director	2005	2016
<b>Interested Directors:</b>			
Steven Sterling(1) (1963)	Chairman of the Board of Directors and Chief Executive Officer	2015	2017
James R. Maher(1) (1949)	Director	2005	2016
<b>Executive Officers:</b>			
Corinne Pankovcin	Chief Financial Officer and Treasurer	N/A	N/A
Matthew J. Fitzgerald	Chief Compliance Officer	N/A	N/A

(1) “Interested person” of BlackRock Capital Investment Corporation and of the Advisor within the meaning of the 1940 Act. Mr. Sterling is an interested person due to his employment with the Advisor. Mr. Maher is an interested person because he is compensated for his services as a Director by the Advisor.

\* Messrs. Finn, Mayer and de Saint Phalle are standing for election at our 2015 annual meeting of stockholders. If they are elected, as expected, each of their terms will extend to 2018.

**Classes of directors**

Our Board of Directors is divided into three classes, designated Class I, Class II and Class III. The term of office of directors of one class expires at each annual meeting of stockholders on a staggered basis. Each class of directors will hold office for a three year term. Class I Directors, Messrs. Baron, Harris and Sterling are expected to stand for election at our 2017 annual meeting of stockholders, Class II Directors, Messrs. Finn, Mayer and de Saint Phalle, are standing for election at our 2015 annual meeting of stockholders and Class III Directors, Mr. Maher and Ms. Usifer, are expected to stand for election at our 2016 annual meeting of stockholders. Mr. Sterling was appointed to the Board in accordance with our Bylaws in connection with the consummation of the Transaction. Each director holds office for the term to which he or she is elected and until his or her successor is duly elected and qualifies or until his or her earlier resignation, removal from office, death or incapacity.

## [Table of Contents](#)

The charter of the governance and compensation committee of the Board of Directors provides for evaluating potential director candidates against the knowledge, experience, skills, expertise and diversity that in the Company's view are necessary and desirable for such candidates. The knowledge, experience, skills, expertise and diversity of a director candidate are considered in their totality, and none of the criteria, in isolation, is controlling. The Company believes that the criteria set forth in the governance and compensation committee charter allow for directors who have balanced and diverse experience, skills, attributes and qualifications, which in turn allows the Board of Directors to operate effectively in governing the Company and protecting the interests of stockholders. Each director's background experiences evinces the ability to perform his or her duties as a director effectively. In particular, these experiences include the director's education or professional training; business, consulting, public service or academic positions; experience from service as a board member of the Company, other investment companies, public companies, or non-profit entities or other organizations; ongoing commitment and participation in Board of Directors and committee meetings, as well as leadership of standing committees throughout the years; or other relevant life experiences. Information about the specific experience, skills, attributes and qualifications of each director, which in each case led to the conclusion that the director should serve (or continue to serve) as a director of the Company, is provided below, in "Biographical information."

Our directors have been divided into two groups—interested directors and independent directors. Interested directors are interested persons as defined in the 1940 Act. The Board of Directors' chair, Steven Sterling, and James Maher, our Board of Directors' former Chairman and the former Chief Executive Officer of the Company, are the Company's interested directors. Mr. Sterling is an interested director because he is an officer of the Company and the Advisor, and Mr. Maher is an interested director because he receives compensation from the Advisor. In part because the Company is an externally-managed investment company, the Board of Directors believes having an interested chairperson that is familiar with the Company's portfolio companies, its day-to-day management and the operations of its investment adviser enhances, among other things, its understanding of the Company's investment portfolio, business, finances and risk management efforts. In addition, the Board of Directors believes that Mr. Sterling's employment with the Advisor better allows for the efficient mobilization of the Advisor's resources at the Board of Directors' behest and on its behalf.

The Board of Directors does not have a lead independent director. The Board of Directors believes its current size and the composition and leadership of its committees allow each director to enjoy full, accurate and efficient communication with the Company, the Advisor and management, and facilitates the timely transmission of information among such parties.

### **Biographical information**

The following is information concerning the business experience of our Board of Directors and executive officers.

#### ***Independent directors***

**John R. Baron**, Director of the Company. Mr. Baron is Managing Partner of Crystal Ridge Partners, LP, a New Jersey based private equity firm. Prior to joining Crystal Ridge Partners, Mr. Baron was a Senior Partner of JP Morgan Partners, LP, a global private equity firm, and its predecessors. Prior to joining the private equity unit in 1995, Mr. Baron previously held senior management positions in banking and investment banking with JP Morgan and its predecessors. In addition to serving on the board of a number of not-for-profit organizations, Mr. Baron currently serves as a Director for Crystal Ridge Partners, Big Rock Sports, a leading distributor of hunting and fishing products and Bronco Manufacturing, a leading manufacturer of spare parts for oil and gas drilling rigs. Mr. Baron also serves on the compensation committee for Big Rock Sports. Mr. Baron received a BS from Lehigh University, an MBA from Fordham University and he completed the Management Corporate Finance program at Harvard University.

## [Table of Contents](#)

**Brian D. Finn**, Director of the Company. Mr. Finn has been retired since 2013. Mr. Finn was previously the Chief Executive Officer of Asset Management Finance LLC from 2009 to March 2013 and its Chairman from 2008 to March 2013. He has over 30 years of experience in the financial industry. During his career, Mr. Finn served in various senior manager and senior adviser positions in investment banking and private equity within the Credit Suisse Group from 2002 to March 2013 and from 1991 to 1997. From 1997 to 2002, Mr. Finn served as principal and partner of Clayton, Dubilier & Rice. In addition to serving on the board of a number of not-for-profit organizations, Mr. Finn serves as a director of Duff & Phelps Corporation, a valuation and investment banking firm and The Scotts Miracle-Gro Company (a marketer of branded consumer lawn and garden care products). Mr. Finn received a BS in Economics from The Wharton School, University of Pennsylvania.

**Jerrold B. Harris**, Director of the Company. Mr. Harris has been retired since 1999. From 1990 to 1999, Mr. Harris was President and Chief Executive Officer of VWR Scientific Products Corporation (which was acquired by Merck KGaA in 1999). From 1996 to 2007, Mr. Harris was a director of the BlackRock Liquidity Funds. Mr. Harris is currently a director of the active exchange-listed funds comprising the BlackRock Closed-End Fund Complex and of Henry Troemner LLC. Mr. Harris was previously director of the Delta Waterfowl Foundation and is currently a director emeritus of Ursinus College. Mr. Harris earned a B.S. degree from the University of California at Berkeley in 1964.

**William E. Mayer**, Director of the Company. Since 1999, Mr. Mayer has been a partner at Park Avenue Equity Partners, L.P. (“Park Avenue”), which he co-founded. From 1996 until the formation of Park Avenue, Mr. Mayer was a founding Partner of Development Capital, which invested in private and public companies. From the fall of 1992 until December 1996, Mr. Mayer was a professor and Dean of the College of Business and Management at the University of Maryland. From 1991 to 1992, Mr. Mayer served as a professor and Dean of the Simon Graduate School of Business at the University of Rochester. Mr. Mayer worked for The First Boston Corporation (now Credit Suisse), a major investment bank, from 1967 to 1990. During his career at The First Boston Corporation, Mr. Mayer held numerous management positions including President and Chief Executive Officer. Mr. Mayer is currently a board member of Lee Enterprises (a newspaper company owning or having stakes in over 50 daily newspapers) and WR Hambrecht & Co. (a financial services firm that uses technology and auction processes to access financial markets). Mr. Mayer is also a director of Premier, Inc. (a healthcare performance improvement alliance for hospitals). Mr. Mayer is also a trustee of the Columbia Group of Mutual Funds. Mr. Mayer has been a director of numerous public, private and not-for-profit boards over the years. Mr. Mayer is a Trustee of the Aspen Institute and serves on its executive committee. Mr. Mayer is a former member of the Board of Trustees of The University of Maryland, and was a director of DynaVox Inc. (a leading provider of speech generating devices and special education software for persons with speech, language and learning challenges) from 2004 to 2014 and a director of PEOPLExpress™ Airlines (an airlines company) until 2014. Mr. Mayer holds a B.S. degree and an M.B.A. degree from the University of Maryland.

**François de Saint Phalle**, Director of the Company. Mr. de Saint Phalle has been a private equity investor, financial advisor and investment banker for more than thirty-five years. Mr. de Saint Phalle has been a private investor since 2000 and was a consultant for Evercore Partners, Inc. from 2000 to 2002. From 1989 to 2000 he was Chief Operating Officer and Vice Chairman of Dillon, Read & Co. Inc. before it was merged into UBS. In this capacity Mr. de Saint Phalle was responsible for the oversight of the firm’s capital commitments in debt and equity markets. Previously, Mr. de Saint Phalle worked for 21 years at Lehman Brothers. Mr. de Saint Phalle was named a general partner of the firm in 1976 and at various points he managed the Corporate Syndicate Department, the Equity Division and co-headed the Corporate Finance Department. From 1985 to 1989 Mr. de Saint Phalle served as Chairman of Lehman International, with a primary responsibility for developing a coordinated international finance strategy with American Express which had acquired Lehman in 1984. Mr. de Saint Phalle was named to Lehman’s Operating and Compensation Committees in 1980. Mr. de Saint Phalle is a Director of Evercore Partners, Inc. and Cornerstone Management Solutions, Inc. Mr. de Saint Phalle is a member Emeritus of the Board of Visitors of Columbia College. He received his B.A. from Columbia College.

## [Table of Contents](#)

**Maureen K. Usifer**, Director of the Company. Ms. Usifer has been Chief Financial Officer of Seventh Generation Inc., a distributor of its brand of household and personal care products, since April 2012. From April 2009 until April 2012, Ms. Usifer served as Vice President of Investor Relations with Church & Dwight Co., Inc. (“Church & Dwight”), a major producer of baking soda and consumer products. From May 2004 until April 2009, she was a senior finance director with Church & Dwight. From October 2001 until May 2004, Ms. Usifer was the Chief Financial Officer for Armkel, LLC a joint venture with Church & Dwight and Kelso & Company, L.P. which encompassed over \$400 million in personal care sales. Ms. Usifer was Division Controller of Church & Dwight’s Armus joint venture, which encompassed \$500 million in laundry sales, from May 2000 through October 2001. From 1996 through 2000, Ms. Usifer was a Senior Finance Manager of Church & Dwight responsible for all of the Arm & Hammer’s personal care businesses. Ms. Usifer currently sits on the Board of Advisors for the University of Vermont’s Sustainable Entrepreneurship MBA program. Ms. Usifer received an undergraduate degree in business from St. Michael’s College and an M.B.A. in Finance from Clarkson University.

### ***Interested directors***

**Steven Sterling**, Chairman of the Board and Chief Executive Officer of the Company and Managing Director of the Advisor and the Head of BlackRock’s Global Capital Markets. Mr. Sterling has built a global team focused on sourcing and originating corporate debt and equity investments on behalf of BlackRock’s portfolio management teams and managing BlackRock’s investment activity in the new issue market. Prior to joining BlackRock in 2010, Mr. Sterling was a Managing Director at The Carlyle Group, where he was responsible for the US credit business and managed credit portfolios for Carlyle, including its credit hedge fund. From 2006 to 2008, he was a Senior Managing Director at Bear Stearns and was responsible for managing the High Yield Capital Markets Group. Prior to joining Bear Stearns, Mr. Sterling was with Lehman Brothers and was Managing Director responsible for managing leverage loan capital markets, sales, trading and portfolio management. Previously, he was with Bank of America where he held various positions within leverage finance and loan syndication (including direct middle market lending). Mr. Sterling earned a BS degree in finance from California State University, Sacramento in 1985 and an MBA degree in strategic management and finance from the Claremont Graduate School in 1991.

**James R. Maher**, Director of the Company. Mr. Maher is a co-founder of the Company and had served as its Chairman and Chief Executive Officer since its formation in 2004 until March 6, 2015. Mr. Maher is compensated by the Advisor for his services as a Director. Mr. Maher was, from 2001 until June 2004, a Partner at Park Avenue, a private equity fund specializing in middle-market management buyouts and growth capital investments. Prior to joining Park Avenue, Mr. Maher was President of MacAndrews & Forbes Holdings Inc., a diversified holding company with interests primarily in consumer products and financial services companies. Mr. Maher served as Chairman of Laboratory Corporation of America Holdings (“LabCorp”), after serving as President and Chief Executive Officer of National Health Laboratories, LabCorp’s predecessor, from 1992 to 1995. Prior to joining National Health Laboratories, Mr. Maher was Vice Chairman and a member of the Operating Committee of The First Boston Corporation, an international investment-banking firm. He served on the Group Executive Committee of CS First Boston, Inc., where he was responsible for the global oversight of merger and acquisition activities, as well as the investment committee. He was also Head of the Investment Banking Group for more than four years. Mr. Maher is a Trustee of Prep for Prep, an organization that assists intellectually gifted public school students from minority group backgrounds, and prepares them for placement in independent schools. Mr. Maher received a Master’s in Business Administration from Columbia University and an undergraduate degree from Boston College.

### ***Executive officers***

**Corinne Pankovcin**, Chief Financial Officer and Treasurer of the Company and a Managing Director of Finance at BlackRock Investment Management LLC. Prior to joining the Company, Ms. Pankovcin was a senior member of Finance & Accounting of Alternative Investments and served as Chief Financial Officer for the

## [Table of Contents](#)

Emerging Markets products group at PineBridge Investments (formerly AIG Investments). From 2005 to 2011, Ms. Pankovcin was primarily responsible for the administration of the alternative asset products, including financial reporting. She managed the finance operations for the various product teams and coordinated investment valuations and investor reporting. From 2002 to 2005 Ms. Pankovcin was with Geller & Company, where she served as Director of Business Development and Process Implementations. Prior to joining Geller & Company, she served as Vice President of Finance and Accounting for Bessemer Venture Partners. Ms. Pankovcin began her career with PricewaterhouseCoopers LLP, where she ultimately held the role of Senior Manager of Business Assurance for Consumer Products, Manufacturing, and Middle Market industries from 1991 to 2001. Ms. Pankovcin earned her B.S. in Business Administration, with honors, from Dowling College and her M.B.A from Hofstra University. She is a Certified Public Accountant.

**Matthew J. Fitzgerald**, Chief Compliance Officer of the Company and a Managing Director in the Legal and Compliance Department of BlackRock Financial Management, Inc. Mr. Fitzgerald has served as the Company's Chief Compliance Officer since November 2010 and has been with BlackRock (via Barclays Global Investors) since 2004. Prior to joining BlackRock, Mr. Fitzgerald was the General Counsel and a Managing Director of a Hong Kong SFC registered dealer and financial/investment advisory firm. From 1991 to 2000, he practiced law with Brown and Wood LLP and Kirkpatrick and Lockhart in Washington, D.C. Mr. Fitzgerald has a B.A. from Yale University and a J.D. from The Emory University School of Law.

### **Committees of the Board of Directors**

The Board of Directors currently has two committees: an audit committee and a governance committee.

*Audit Committee.* The audit committee operates pursuant to a charter approved by our Board of Directors. The charter sets forth the responsibilities of the audit committee. The primary function of the audit committee is to serve as an independent and objective party to assist the Board of Directors in fulfilling its responsibilities for overseeing all material aspects of our accounting and financial reporting processes, internal control and audit functions, monitoring the independence and performance of our independent registered public accounting firm, providing a means for open communication among our independent registered public accounting firm, financial and senior management and the Board, reviewing and commenting on preliminary valuation conclusions by independent valuation firms and overseeing our compliance with legal and regulatory requirements. The audit committee is presently composed of six persons, including Ms. Usifer (Chairperson) and Messrs. Baron, Finn, Harris, de Saint Phalle and Mayer, each of whom is independent for purposes of the 1940 Act and The NASDAQ Global Select Market corporate governance regulations. Our Board of Directors has determined that Ms. Usifer is an "audit committee financial expert" as defined under Item 407 of Regulation S-K of the Securities Exchange Act of 1934. Ms. Usifer meets the current independence and experience requirements of Rule 10A-3 of the Securities Exchange Act of 1934 and, in addition, is not an "interested person" of the Company or of the Advisor as defined in Section 2(a)(19) of the 1940 Act.

*Governance and Compensation Committee.* The governance and compensation committee consists of Ms. Usifer and Messrs. Baron, Finn, de Saint Phalle, Harris and Mayer (Chair), each of whom is independent for purposes of the 1940 Act and the NASDAQ corporate governance regulations. The governance and compensation committee operates pursuant to a charter approved by the Board of Directors. The governance and compensation committee performs those functions enumerated in the governance and compensation committee charter including, but not limited to, making nominations for the appointment or election of independent directors, reviewing independent director compensation, retirement policies and personnel training policies and administering the provisions of the code of ethics applicable to the independent directors and determining or recommending to the Board for determination, the compensation of any executive officers of the Company. Currently, the Company's executive officers do not receive any direct compensation from the Company.

With respect to nominations to the Board of Directors, the governance and compensation committee may consider nominations for the office of director made by Company stockholders as it deems appropriate.



## [Table of Contents](#)

Stockholders who wish to recommend a nominee should send a recommendation to the Company's Secretary that includes all information relating to such person that is required to be disclosed in solicitations of proxies for the election of members to the Board of Directors or is required by the advance notice provision of the Company's bylaws. For a candidate to be considered by the governance and compensation committee, a stockholder must submit the recommendation in writing and must include:

- the name and record address of the stockholder, the class or series and number of shares of the Company which are owned beneficially or of record by the stockholder, a description of all arrangements or understandings between the stockholder and each proposed candidate and any other person or persons (including their names) in connection with which the nomination(s) made by the stockholder, a representation that the stockholder intends to appear in person or by proxy at the meeting to nominate the persons named in its recommendation and any other information relating to the stockholder that would be required to be disclosed in a proxy statement or other filings required to be made in connection with solicitations of proxies for election of directors/trustees pursuant to Section 14 of the Securities Exchange Act of 1934 and the rules and regulations promulgated thereunder; and
- the name, age, business address and residential address of the candidate(s), the principal occupation or employment of the candidate(s), the class or series and number of shares of the Company which are owned beneficially or of record by the candidate(s), if any, and any other information relating to the candidate(s) that would be required to be disclosed in a proxy statement or other filings required to be made in connection with solicitations of proxies for election of directors/trustees pursuant to Section 14 of the Exchange Act and the rules and regulations promulgated thereunder.

Such recommendation must be accompanied by a written consent of each proposed candidate to being named as a nominee and to serve as a director if elected. The governance and compensation committee may take into consideration the number of shares of the Company's common stock held by the recommending stockholder and the length of time that such shares have been held. The governance and compensation committee seeks to identify individuals to serve on the Board who have a diverse range of viewpoints, qualifications, experiences, backgrounds and skill sets so that the Board will be better suited to fulfill its responsibility of overseeing the Company's activities. In so doing, the governance and compensation committee reviews the size of the Board and the knowledge, experience, skills, expertise and diversity of the Directors in light of the issues facing the Company in determining whether one or more new directors should be added to the Board. The governance and compensation committee believes that the Directors as a group possess the array of skills, experiences and backgrounds necessary to guide the Company. The Director biographies included herein highlight the diversity and breadth of skills, qualifications and expertise that the Directors bring to the Company.

In 2014, the Board of Directors met six times, the audit committee met four times and the governance and compensation committee met twice. Each director attended at least 75% of the aggregate of (i) all regular meetings of the Board of Directors and (ii) all meetings of all committees of the Board of the Company on which the director served.

The Board of Directors' role with respect to the Company is oversight. As is the case with most business development companies and investment companies, the Company's investment adviser has responsibility for the day-to-day management of the Company, which includes responsibility for risk management. Examples of prominent risks include investment risk, regulatory and compliance risks, operational risks, accounting risks, valuation risks, service provider risks and legal risks. As part of its oversight role, the Board of Directors, acting at its scheduled meetings, or the Chairman, acting between Board of Directors meetings, interacts with and receives reports from senior personnel of service providers, including the Advisor's portfolio management personnel. The Board of Directors receives periodic presentations and reports from senior personnel of the Advisor regarding risk management generally, as well as periodic presentations regarding specific operational, compliance or investment areas such as accounting, administration, anti-money laundering, business continuity, personal trading, valuation, and investment research. The Board of Directors also receives reports from counsel to the Company and the Board of Directors' own independent legal counsel regarding regulatory compliance and

## [Table of Contents](#)

governance matters. The Board of Directors' audit committee receives periodic communications from the Company's independent public accounting firm. The Board of Directors interacts with and receives reports from the Company's Chief Compliance Officer in connection with each scheduled meeting and, at least on an annual basis, the Company's independent directors meet separately from the Advisor and the Company's management, with the Company's Chief Compliance Officer and independent legal counsel on regulatory compliance matters. The Board of Directors' oversight role does not make the Board of Directors a guarantor of the Company's investments or activities. While there are a number of risk management functions performed by the Advisor and the other service providers, as applicable, it is not possible to eliminate all of the risks applicable to the Company.

### Compensation of Directors and Officers

The following table shows information regarding the compensation received by the independent directors and executive officers for the fiscal year ended December 31, 2014. No compensation is paid to directors who are "interested persons."

<u>Name and Principal Position with the Company</u>	<u>Fees Earned From or Paid in Cash by the Company</u>	<u>Pension or Retirement Benefits Accrued As Part of the Company's Expenses(1)</u>	<u>All Other Compensation</u>	<u>Total Compensation From the Company Received by Directors</u>
<b>Independent Directors</b>				
John R. Baron, Director	\$ 119,250	None	None	\$ 119,250
Brian D. Finn, Director	119,250	None	None	119,250
Jerrold B. Harris, Director	119,250	None	None	119,250
William E. Mayer, Director	121,750	None	None	121,750
François de Saint Phalle, Director	119,250	None	None	119,250
Maureen K. Usifer, Director	126,750	None	None	126,750
<b>Interested Directors</b>				
Steven Sterling(2), Chairman of the Board and Chief Executive Officer	None	None	None	None
James R. Maher (3), Director, former Chairman of the Board and former Chief Executive Officer	None	None	None	None
Michael B. Lazar(3), former Director and former Chief Operating Officer	None	None	None	None
<b>Officers</b>				
Corinne Pankovcin(4), Chief Financial Officer and Treasurer	None	None	None	None
Matthew J. Fitzgerald(5), Chief Compliance Officer	None	None	None	None

(1) We do not have a pension or retirement plan or deferred compensation plan, and directors do not receive any pension or retirement benefits.

(2) Mr. Sterling was appointed as a Director on March 6, 2015 and is an employee of, and compensated by, an affiliate of the Advisor.

(3) Messrs. Maher and Lazar were employees of, and were compensated by, our prior investment adviser during the fiscal year ended December 31, 2014. Mr. Maher resigned from his role with the Company and as Chairman of the Board effective March 6, 2015. Mr. Maher continues to be a Director and is currently compensated by our Advisor. Mr. Lazar resigned from his role with the Company and the Board of Directors effective March 6, 2015.

(4) Ms. Pankovcin is currently an employee of, and compensated by, an affiliate of the Advisor.

(5) Mr. Fitzgerald is currently an employee of, and compensated by, an affiliate of the Advisor.

---

[Table of Contents](#)

As compensation for serving on our Board, each Independent Director received an annual fee of \$100,000 in 2014. Additionally, each Independent Director receives meeting attendance fees of \$2,500 (\$1,250 for telephonic attendance) per board meeting and \$1,000 (\$500 for telephonic attendance) per committee meeting attended plus reimbursement of reasonable out-of-pocket expenses incurred in connection with such attendance. In addition, the chairperson of the audit committee receives an annual fee of \$7,500 and the chairperson of any other committee receives an annual fee of \$2,500 for their additional services in these capacities. In addition, we purchase directors' and officers' liability insurance on behalf of our directors and officers.

**CONTROL PERSONS AND PRINCIPAL STOCKHOLDERS**

The following table sets forth, at May 1, 2015, information with respect to the ownership of our common stock by each beneficial owner who owned more than 5% of our outstanding shares of common stock, each director, our chief executive officer, each of our other executive officers and our directors and executive officers as a group. Percentage of common stock is based on 74,775,966 shares of common stock outstanding at May 1, 2015. Unless otherwise indicated, we believe that each beneficial owner set forth in the table has sole voting and investment power.

<u>Name and address</u>	<u>Type of ownership</u>	<u>Shares owned</u>	<u>Percentage of common stock currently outstanding</u>
Steven Sterling	None	None	*%
John R. Baron	Record and Beneficial	10,000	*%
Brian D. Finn	Record and Beneficial	50,000	*%
Jerrold B. Harris	Beneficial	129,213	*%
James R. Maher(1)(2)	Record and Beneficial	526,123	*%
William E. Mayer(3)	Beneficial	None	*%
François de Saint Phalle	Record	408,041	*%
Maureen K. Usifer	Record	42,251	*%
Corinne Pankovcin	None	None	*%
Matthew J. Fitzgerald	None	None	*%
All officers and directors as a group (10 persons)(4)	Record and Beneficial	1,165,628	1.56%

\* Represents less than 1%.

- (1) Excludes shares owned by the individual's adult children and shares owned by a family trust, as to each of which the individual disclaims beneficial ownership.
- (2) Includes shares held in brokerage accounts that may be used as security on a margin basis.
- (3) Excludes shares owned by a family trust, as to which the individual disclaims beneficial ownership.
- (4) The address of each Director and executive officer is c/o BlackRock Capital Investment Corporation, 40 East 52nd Street, New York, NY 10022.

The following table sets forth the dollar range of our equity securities beneficially owned by each of our directors at May 1, 2015. We are not part of a "family of investment companies" as that term is defined in the 1940 Act.

<u>Name of Director</u>	<u>Dollar Range of Equity Securities in the Company(1)(2)</u>
<b>Independent Directors:</b>	
John R. Baron	\$50,001-\$100,000
Brian D. Finn	Over \$100,000
Jerrold B. Harris	Over \$100,000
William E. Mayer	None
François de Saint Phalle	Over \$100,000
Maureen K. Usifer	Over \$100,000
<b>Interested Director and Executive Officer:</b>	
Steven Sterling	None
James R. Maher	Over \$100,000

(1) Dollar ranges are as follows: None; \$1-\$10,000; \$10,001-\$50,000; \$50,001-\$100,000; or over \$100,000.

(2) The dollar range of equity securities beneficially owned is based on the closing price of \$9.33 per share of our common stock on May 1, 2015 on The NASDAQ Global Select Market.

## CERTAIN RELATIONSHIPS AND TRANSACTIONS

Our investment activities are managed by the Advisor. Steven Sterling is the Chairman and Chief Executive Officer of the Company and a Managing Director of the Advisor. He is supported by the Advisor's team of employees, including 11 dedicated investment professionals, who have extensive experience in commercial lending, investment banking, accounting, corporate law and private equity investing. Our Advisor is responsible for identifying prospective customers, conducting research on prospective investments, identifying and underwriting credit risk, and monitoring our investments and portfolio companies on an ongoing basis.

The Company has entered into an investment management agreement with the Advisor, under which the Advisor, subject to the overall supervision of the Company's Board of Directors, manages the day-to-day operations of, and provides investment advisory services to, the Company. For providing these services, the Company has agreed to pay the Advisor a management fee based on the Company's total assets and an incentive fee based on our investment performance, plus reimbursement of certain expenses incurred by the Advisor. Our executive officers and directors and the employees of the Advisor and certain of its affiliates, as well as members of its investment committee, serve or may serve as investment advisers, officers, directors or principals of entities or investment funds that operate in the same or a related line of business as we do and/or investment funds managed by our affiliates. We note that any affiliated investment vehicle currently formed or formed in the future and managed by the Advisor or its affiliates may have overlapping investment objectives with our own and, accordingly, may invest in asset classes similar to those targeted by us. As a result, the Advisor and/or its affiliates may face conflicts in allocating investment opportunities between us and such other entities. Accordingly, we may not be given the opportunity to participate in certain investments made by investment funds managed by advisors affiliated with the Advisor. However, the Advisor and its affiliates will endeavor to allocate investment opportunities in a fair and equitable manner and consistent with applicable allocation procedures. In any such case, if the Advisor forms other affiliates in the future, we may co-invest on a concurrent basis with such other affiliates, subject to compliance with applicable regulations and regulatory guidance, as well as applicable allocation procedures. In certain circumstances, negotiated co-investments may be made only if we receive an order from the SEC permitting us to do so.

The Company has entered into an administration agreement with BlackRock Financial Management, Inc. (the "Administrator"), a wholly-owned subsidiary of BlackRock, under which the Administrator provides us with the office facilities and administrative services necessary to conduct our day-to-day operations.

In 2007, our Board authorized the purchase by our prior investment adviser from time to time in the open market of an indeterminate number of shares of our common stock, in our prior investment adviser's discretion, subject to compliance with our and our prior investment adviser's applicable policies and requirements of law. Pursuant to our share repurchase plan, we may repurchase up to approximately 2.9 million shares of our outstanding shares of common stock from time to time in open market or privately negotiated transactions. During the year ended December 31, 2014, we purchased a total of 333,108 shares of our common stock on the open market for \$2.8 million, including brokerage commissions. Since inception of the repurchase plan through December 31, 2014, we have purchased 1,758,615 shares of our common stock on the open market for \$12.3 million, including brokerage commissions. 998,035 shares remain authorized for repurchase.

The principal executive office of the Company is located at 40 East 52nd Street, New York, New York 10022. The principal executive office of the Advisor and the Administrator is located at 55 East 52nd Street, New York, New York 10055.

See Note 3 to our consolidated financial statements included elsewhere in this prospectus for additional information regarding these relationships and transactions.

## [Table of Contents](#)

At December 31, 2014, BlackRock, reported that it beneficially owned 3,382,700 shares of our common stock, representing approximately 4.5% of the total shares outstanding. The Advisor is an indirect, wholly-owned subsidiary of BlackRock.

From time to time, we may invest in transactions in which our Directors and officers or the officers and employees of the Advisor and/or certain of its affiliates have a pecuniary interest. With respect to any such investment, we intend to comply with the relevant provisions of the 1940 Act to the extent they apply to us as a business development company, any other applicable laws and our written policies and procedures concerning affiliated transactions. Depending on the extent of the individual's pecuniary interest, the Advisor will disclose the interest to its investment committee, our senior management and our Board and may, among other actions, seek the Board's approval to enter into the transaction and require the individual to recuse himself or herself from the deliberations and voting of our Board, the Advisor and its investment committee with respect to the transaction.

Mr. Maher, one of our Directors, is a former partner, and Mr. Mayer, one of our Directors, is currently a partner, of Park Avenue, a private equity fund manager specializing in middle-market management buyouts and growth capital investments. In addition, an employee of the Advisor is a former employee of Park Avenue. Mr. Maher and the employee have economic interests in Park Avenue. Messrs. Maher and Mayer own limited partner interests in the fund managed by Park Avenue. As of December 31, 2014, we held an indirect interest of less than 5% of the voting securities of DynaVox, Inc. ("DynaVox"). DynaVox is a portfolio company of Park Avenue's fund.

Mr. Maher also owns a limited partnership interest in a private equity fund managed by Vestar Capital Partners ("Vestar"), a private equity management firm specializing in management buyouts and growth capital investments. DynaVox is also a portfolio company of a Vestar private equity fund. In 2013, we invested an additional \$60,000,000 in a new second lien term loan, and an additional \$10,000,000 in a new first lien term loan, of MediMedia USA, Inc., which is also a portfolio company of a Vestar private equity fund. Each of the transactions by which we consummated these investments was approved by our previous investment adviser, and its investment committee as applicable, after consideration of the significant relevant factors and disclosed to our Board.

## THE ADVISOR

Our investment activities are managed by the Advisor. The Advisor is responsible for sourcing potential investments, conducting research on prospective investments, analyzing investment opportunities, structuring our investments, and monitoring our investments and portfolio companies on an ongoing basis. Steven Sterling, our Chairman and Chief Executive Officer and a Managing Director of the Advisor, is our portfolio manager. He is primarily responsible for the day-to-day management of our portfolio and the investment professionals providing services to the Company and is supported by the Advisor's team of employees, including 11 investment professionals who have extensive experience in commercial lending, investment banking, accounting, corporate law and private equity investing. Additionally, the Advisor has an investment committee that includes Mr. Sterling and other senior management as well as other key personnel of the Advisor who have critical industry experience and relationships that we rely on to implement our business plan.

### Portfolio manager

**Steven Sterling** is the person primarily responsible for the day-to-day management of our portfolio. Mr. Sterling is the current head of BlackRock's Global Capital Markets group. Mr. Sterling has built a global team focused on sourcing and originating corporate debt and equity investments on behalf of BlackRock's portfolio management teams and managing BlackRock's investment activity in the new issue market. Biographical information with respect to Mr. Sterling is set forth under "Management of the Company—Biographical information."

At December 31, 2014, Mr. Sterling was a full time employee of an affiliate of the Advisor. Mr. Sterling receives no direct compensation from us.

The following table sets forth the dollar range of our common stock beneficially owned by each of the portfolio managers as of December 31, 2014.

<u>Portfolio Manager</u>	<u>Aggregate Dollar Range of Common Stock Owned by Portfolio Manager(1)(2)</u>
Steven Sterling	None

- (1) Dollar ranges are as follows: None; \$1-\$10,000; \$10,001-\$50,000; \$50,001-\$100,000; \$100,001-\$500,000; \$500,001-\$1,000,000; or over \$1,000,000.  
(2) The dollar range of equity securities beneficially owned is based on the closing price of \$9.33 per share of our common stock on May 1, 2015 on The NASDAQ Global Select Market.

Such persons may not necessarily continue to hold such positions or be involved in the performance by the Advisor of its obligations to us during the entire term of the investment management agreement referred to below.

The investment committee's role is limited to providing oversight and guidance to compliment and supervise the Advisor's management of our investment portfolio.

### Portfolio Management

#### *Portfolio Manager Compensation Overview*

The discussion below describes the portfolio managers compensation as of December 31, 2014.

BlackRock's financial arrangements with its portfolio managers, its competitive compensation and its career path emphasis at all levels reflect the value senior management places on key resources. Compensation may include a variety of components and may vary from year to year based on a number of factors. The principal components of compensation include a base salary, a performance-based discretionary bonus, participation in various benefits programs and one or more of the incentive compensation programs established by BlackRock.

## [Table of Contents](#)

**Base compensation.** Generally, portfolio managers receive base compensation based on their position with the firm.

**Discretionary Incentive Compensation.**

Discretionary incentive compensation is a function of several components: the performance of BlackRock, Inc., the performance of the portfolio manager's group within BlackRock, the investment performance, including risk-adjusted returns, of the firm's assets under management or supervision by that portfolio manager relative to predetermined benchmarks, and the individual's performance and contribution to the overall performance of these portfolios and BlackRock. In most cases, these benchmarks are the same as the benchmark or benchmarks against which the performance of the funds or other accounts managed by the portfolio managers are measured. Among other things, BlackRock's Chief Investment Officers make a subjective determination with respect to each portfolio manager's compensation based on the performance of the funds and other accounts managed by each portfolio manager relative to the various benchmarks. Performance of fixed income funds is measured on a pre-tax and/or after-tax basis over various time periods including 1-, 3- and 5- year periods, as applicable. The performance of Mr. Sterling is not measured against a specific benchmark.

**Distribution of Discretionary Incentive Compensation.** Discretionary incentive compensation is distributed to portfolio managers in a combination of cash and BlackRock, Inc. restricted stock units which vest ratably over a number of years. For some portfolio managers, discretionary incentive compensation is also distributed in deferred cash awards that notionally track the returns of select BlackRock investment products they manage and that vest ratably over a number of years. The BlackRock, Inc. restricted stock units, upon vesting, will be settled in BlackRock, Inc. common stock. Typically, the cash portion of the discretionary incentive compensation, when combined with base salary, represents more than 60% of total compensation for the portfolio managers. Paying a portion of discretionary incentive compensation in BlackRock, Inc. stock puts compensation earned by a portfolio manager for a given year "at risk" based on BlackRock's ability to sustain and improve its performance over future periods. Providing a portion of discretionary incentive compensation in deferred cash awards that notionally track the BlackRock investment products they manage provides direct alignment with investment product results.

***Long-Term Incentive Plan Awards*** — From time to time long-term incentive equity awards are granted to certain key employees to aid in retention, align their interests with long-term shareholder interests and motivate performance. Equity awards are generally granted in the form of BlackRock, Inc. restricted stock units that, once vested, settle in BlackRock, Inc. common stock. Mr. Sterling has unvested long-term incentive awards.

***Deferred Compensation Program*** — A portion of the compensation paid to eligible United States-based BlackRock employees may be voluntarily deferred at their election for defined periods of time into an account that tracks the performance of certain of the firm's investment products. Any portfolio manager who is either a managing director or director at BlackRock with compensation above a specified threshold is eligible to participate in the deferred compensation program.

**Other Compensation Benefits.** In addition to base compensation and discretionary incentive compensation, portfolio managers may be eligible to receive or participate in one or more of the following:

***Incentive Savings Plans*** – BlackRock, Inc. has created a variety of incentive savings plans in which BlackRock employees are eligible to participate, including a 401(k) plan, the BlackRock Retirement Savings Plan (RSP), and the BlackRock Employee Stock Purchase Plan (ESPP). The employer contribution components of the RSP include a company match equal to 50% of the first 8% of eligible pay contributed to the plan capped at \$5,000 per year, and a company retirement contribution equal to 3-5% of eligible compensation up to the Internal Revenue Service ("IRS") limit (\$260,000 for 2014). The RSP offers a range of investment options, including registered investment companies and collective investment funds managed by the firm. BlackRock contributions follow the investment direction set by participants for their own contributions or, absent participant investment direction, are invested into a target date fund that corresponds to, or is closest to, the year in which the participant attains age 65. The ESPP allows for



## [Table of Contents](#)

investment in BlackRock common stock at a 5% discount on the fair market value of the stock on the purchase date. Annual participation in the ESPP is limited to the purchase of 1,000 shares of common stock or a dollar value of \$25,000 based on its fair market value on the purchase date. All of the eligible portfolio managers are eligible to participate in these plans.

### *Potential Material Conflicts of Interest*

BlackRock has built a professional working environment, firm-wide compliance culture and compliance procedures and systems designed to protect against potential incentives that may favor one account over another. BlackRock has adopted policies and procedures that address the allocation of investment opportunities, execution of portfolio transactions, personal trading by employees and other potential conflicts of interest that are designed to ensure that all client accounts are treated equitably over time. Nevertheless, BlackRock furnishes investment management and advisory services to numerous clients in addition to the Company, and BlackRock may, consistent with applicable law, make investment recommendations to other clients or accounts (including accounts which are hedge funds or have performance or higher fees paid to BlackRock, or in which portfolio managers have a personal interest in the receipt of such fees), which may be the same as or different from those made to the Company. In addition, BlackRock, its affiliates and significant shareholders and any officer, director, shareholder or employee may or may not have an interest in the securities whose purchase and sale BlackRock recommends to the Company. BlackRock, or any of its affiliates or significant shareholders, or any officer, director, shareholder, employee or any member of their families may take different actions than those recommended to the Company by BlackRock with respect to the same securities. Moreover, BlackRock may refrain from rendering any advice or services concerning securities of companies of which any of BlackRock's (or its affiliates' or significant shareholders') officers, directors or employees are directors or officers, or companies as to which BlackRock or any of its affiliates or significant shareholders or the officers, directors and employees of any of them has any substantial economic interest or possesses material non-public information. Certain portfolio managers also may manage accounts whose investment strategies may at times be opposed to the strategy utilized for the Company. It should also be noted that a portfolio manager may be managing hedge fund and/or long only accounts, or may be part of a team managing hedge fund and/or long only accounts, subject to incentive fees. Such portfolio managers may therefore be entitled to receive a portion of any incentive fees earned on such accounts. Currently, the Company's portfolio manager is not entitled to receive a portion of incentive fees of other accounts.

As a fiduciary, BlackRock owes a duty of loyalty to its clients and must treat each client fairly. When BlackRock purchases or sells securities for more than one account, the trades must be allocated in a manner consistent with its fiduciary duties. BlackRock attempts to allocate investments in a fair and equitable manner among client accounts, with no account receiving preferential treatment. To this end, BlackRock has adopted policies that are intended to ensure reasonable efficiency in client transactions and provide BlackRock with sufficient flexibility to allocate investments in a manner that is consistent with the particular investment discipline and client base, as appropriate.

### **Investment management agreement**

In connection with the Transaction, we entered into an investment management agreement, which we refer to as the management agreement, with the Advisor. Prior to the consummation of the Transaction, we had entered into an investment management agreement with BlackRock Kelso Capital Advisors LLC, our previous advisor, which agreement we refer to as the previous agreement. Our current investment management agreement has the same management and incentive fees as the previous agreement until March 6, 2017 and thereafter will have different management and incentive fees. Under our current management agreement, the Advisor, subject to the overall supervision of our Board of Directors, manages our day-to-day operations and provides us with investment advisory services. For providing these services, the Advisor receives, until March 6, 2017, a base management fee from us at an annual rate of 2.0% of our total assets, including any assets acquired with the proceeds of leverage, payable quarterly in arrears. After March 6, 2017, the Advisor will receive a base management fee from us at an annual rate of 1.75% of our total assets (excluding cash), including any assets acquired with the proceeds of leverage, payable quarterly in arrears based on our total asset valuation at the end of the prior quarter.

## [Table of Contents](#)

The management agreement became effective on March 6, 2015. Unless earlier terminated, the management agreement will remain in effect for a period of two years from the date it first becomes effective and will remain in effect from year-to-year thereafter if approved annually by the Board of Directors or by the affirmative vote of the holders of a majority of our outstanding voting securities, including, in either case, approval by a majority of our directors who are not interested persons.

For the years ended December 31, 2014, 2013 and 2012, the prior investment adviser, pursuant to our prior investment management agreement, earned \$23,641,231, \$21,629,665 and \$22,504,433, respectively, in base management fees.

**Incentive Management Fee Until March 6, 2017.** Our current investment management agreement provides that the Advisor or its affiliates may be entitled to an incentive management fee (the “Initial Incentive Fee”) as described below under certain circumstances until March 6, 2017. The Initial Incentive Fee is calculated in the same manner as the incentive fee in our prior investment management agreement. The determination of the Initial Incentive Fee, as described in more detail below, will result in the Advisor or its affiliates receiving no Initial Incentive Fee payments if returns to stockholders do not meet an 8.0% annualized rate of return during the applicable fee measurement period, and will result in the Advisor or its affiliates receiving less than the full amount of the Initial Incentive Fee percentage until returns to stockholders exceed an approximate 13.3% annualized rate of return during such period. Annualized rate of return in this context is computed by reference to net asset value and does not take into account changes in the market price of the common stock.

The Advisor will be entitled to receive the Initial Incentive Fee if our performance exceeds a “hurdle rate” during different measurement periods: trailing four quarters’ periods (which apply only to the portion of the Initial Incentive Fee based on income) and annual periods (which apply only to the portion of the Initial Incentive Fee based on capital gains). The “trailing four quarters’ periods” for purposes of determining the income portion of the Initial Incentive Fee payable for the three months ended December 31, 2014 and 2013 was determined by reference to the four quarter periods ended on December 31, 2014 and 2013, respectively. The term “annual period” means the period beginning on July 1 of each calendar year and ending on June 30 of the next calendar year.


The hurdle rate for each measurement period is 2.0% multiplied by net asset values at the beginning of each calendar quarter during the measurement period, calculated after giving effect to any distributions that occurred during the measurement period. A portion of the Initial Incentive Fee is based on our income and a portion is based on capital gains. Each portion of the Initial Incentive Fee is described below.

**Quarterly Initial Incentive Fee Based on Income.** For each trailing four quarters’ period, we pay the Advisor an Initial Incentive Fee based on the amount by which (A) aggregate distributions and amounts distributable out of taxable net income (excluding any capital gain and loss) during the period less the amount, if any, by which net unrealized capital depreciation exceeds net realized capital gains during the period, in excess of (B) the hurdle rate for the period. The amount of the excess of (A) over (B) described in this paragraph for each period is referred to as the excess income amount.

It should be noted that net realized capital gains during the period are calculated as the proceeds received upon disposition less the fair market value as of the beginning of the measurement period. Since this calculation is not cumulative, but rather performed on a trailing four quarters period, fluctuations in fair market values are captured in net unrealized appreciation and depreciation of prior measurement periods.

The portion of the Initial Incentive Fee based on income for each period will equal 50% of the period’s excess income amount, until the cumulative Initial Incentive Fee payments for the period equal 20% of the period’s income amount distributed or distributable to stockholders as described in clause (A) of the preceding paragraph. Thereafter, the portion of the Initial Incentive Fee based on income for the period will equal 20% of the period’s remaining excess income amount.

The following is a graphical representation of the calculation of the portion of the Initial Incentive Fee based on income.



For the years ended December 31, 2014, 2013 and 2012, the prior investment adviser earned \$9,972,822, \$10,889,088 and \$16,997,054 in Initial Incentive Fees based on income, respectively.

**Annual Initial Incentive Fee Based on Capital Gains.** The portion of the Initial Incentive Fee based on capital gains is calculated and paid on an annual basis beginning on July 1 of each annual period and ending on June 30 of the next calendar year. The portion of Initial Incentive Fee based on capital gains is calculated in the same manner as such portion of the incentive fee in our prior investment management agreement. For each annual period, we pay the Advisor an Initial Incentive Fee based on the amount by which (A) net realized capital gains, if any, to the extent they exceed gross unrealized capital depreciation, if any, occurring during the period exceeds (B) the amount, if any, by which the period's hurdle rate exceeds the amount of income used in the determination of the Initial Incentive Fee based on income for the period. The amount of the excess of (A) over (B) described in this paragraph is referred to as the excess gain amount.

It should be noted that net realized capital gains during the period are calculated as the proceeds received upon disposition in excess of the lower of each security's amortized cost or fair market value as of the beginning of the measurement period. Since this calculation is not cumulative, but rather performed on an annual period commencing each July 1, any unrealized depreciation on a security, if any, will be captured in the gross unrealized depreciation of a prior period.

The portion of the Initial Incentive Fee based on capital gains for each period will equal 50% of the period's excess gain amount, until such payments equal 20% of the period's capital gain amount distributed or distributable to stockholders. Thereafter, the portion of the Initial Incentive Fee based on capital gains for the period equals an amount such that the portion of the Initial Incentive Fee payments to the Advisor based on capital gains for the period equals 20% of the period's remaining excess gain amount. The result of this formula is that, if the portion of the Initial Incentive Fee based on income for the period exceeds the period's hurdle, then the portion of the Initial Incentive Fee based on capital gains will be capped at 20% of the capital gain amount.

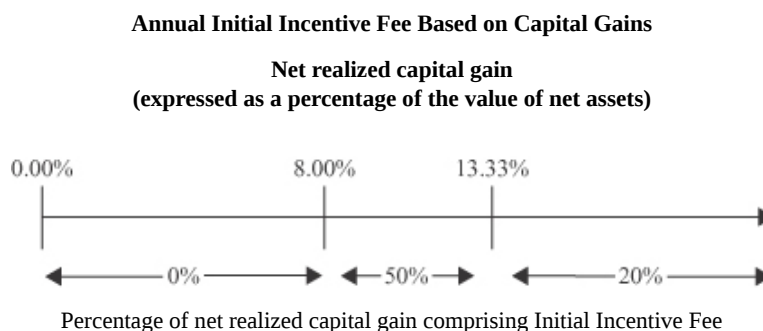
In calculating whether the portion of the Initial Incentive Fee based on capital gains is payable with respect to any period, we account for our assets on a security-by-security basis. In addition we use the "period-to-period" method pursuant to which the portion of the Initial Incentive Fee based on capital gains for any period is based on realized capital gains for the period reduced by realized capital losses and gross unrealized capital depreciation for the period. Based on current interpretations of Section 205(b)(3) of the Investment Advisers Act of 1940 by the SEC and its staff, the calculation of unrealized depreciation for each portfolio security over a period is based on the fair value of the security at the end of the period compared to the fair value at the beginning of the period. Initial Incentive Fees earned in any of the periods described above are not subject to modification or repayment based upon performance in a subsequent period.

## [Table of Contents](#)

We are required under accounting principles generally accepted in the United States of America (“GAAP”) to accrue a hypothetical capital gains Initial Incentive Fee based upon net realized capital gains and unrealized capital appreciation and depreciation on investments held at the end of each period. The accrual of this hypothetical capital gains incentive fee assumes all unrealized capital appreciation and depreciation is realized in order to reflect a hypothetical capital gains incentive fee that would be payable at each measurement date. If such amount is positive at the end of the period, then we record a capital gains incentive fee equal to 20% of such amount, less the amount of capital gains related incentive fees already accrued in prior periods. If the resulting amount is negative, the accrual for GAAP in a given period may result in an additional expense. There can be no assurance that such unrealized capital appreciation will be realized in the future. However, it should be noted that a fee so calculated and accrued would not be payable under the Advisers Act or the investment management agreement. Amounts actually paid will be consistent with the Advisers Act which specifically excludes consideration of unrealized capital appreciation.

The capital gains Initial Incentive Fee due to the prior investment adviser as calculated under the prior investment management agreement, which is the same calculation as under the current investment management agreement, as described above, for the years ended December 31, 2014, 2013 and 2012 was zero. In accordance with GAAP, the hypothetical Initial Incentive Fee for the years ended December 31, 2014, 2013 and 2012 resulted in a capital gains incentive fee of \$17,533,209, \$20,259,349 and \$5,494,735, respectively.

The following graph is a graphical representation of the portion of the Initial Incentive Fee based on capital gains.



### **Example of Calculation of Income Portion of Initial Incentive Fee**

**For each trailing four quarters' period, beginning with the four quarter period ending September 30, 2008**

#### *Formula*

The formula for the income portion of the Initial Incentive Fee for any trailing four quarters' post-offering period can be expressed as follows:

*Initial Incentive Fee with respect to income—*

- When the annualized rate of return to shareholders exceeds the hurdle but does not exceed 13.33% = 50% x (trailing four quarters' net investment income less the excess (if any) of trailing four quarters' net unrealized capital depreciation over trailing four quarters' net realized capital gains – hurdle amount) – Initial Incentive Fees with respect to income paid in the prior three quarters
- When the annualized rate of return to shareholders exceeds 13.33% = 50% x (13.33% x net asset value – hurdle amount) + 20% x (the excess (if any) of trailing four quarters' net investment income less the excess (if any) of trailing four quarters' net unrealized capital depreciation over trailing four quarters' net realized capital gains – 13.33% x net asset value) – Incentive Fees with respect to income paid in the prior three quarters

## [Table of Contents](#)

Annualized rate of return in this context is computed by reference to our net asset value and does not take into account changes in the market price of our common stock.

### *Assumptions*

- Number of full calendar quarters in period = 4
- Net Asset Value = \$500.0 million
- Total Assets = \$500.0 million
- Quarter 1 net investment income(1) = \$15.0 million
- Quarter 1 Initial Incentive Fee paid = \$0.0 million
- Quarter 2 net investment income = \$10.0 million
- Quarter 2 Initial Incentive Fee paid = \$0.0 million
- Quarter 3 net investment income = \$37.5 million
- Quarter 3 Initial Incentive Fee paid with respect to income = \$13.5 million
- Quarter 3 Initial Incentive Fee paid with respect to net realized capital gains = \$0.15 million
- Net realized capital gains, Quarters 1 through 3 = \$1.5 million
- Net unrealized capital appreciation, Quarters 1 through 3 = \$0.5 million
- Hurdle(2) = 8.00%
- Base management fee(3) = 0.50%
- Other expenses (legal, accounting, custodian, transfer agent, etc.)(4) = 0.25%

### **Alternative 1**

#### *Additional Assumptions*

- Quarter 4 net investment income  
= Quarter 4 income – base management fee – other expenses  
= \$20.75 million – 0.50% x \$500.0 million – 0.25% x \$500.0 million  
= \$20.75 million – \$3.75 million  
= \$17.0 million
- Quarter 4 net realized capital gain = \$0.5 million
- Quarter 4 net unrealized capital appreciation = \$1.0 million
- Trailing four quarters' net investment income less the excess (if any) of trailing four quarters' net unrealized capital depreciation over trailing four quarters' net realized capital gains  
= Quarter 1 + Quarter 2 + Quarter 3 + Quarter 4 quarterly net investment income – (excess, if any, of trailing four quarters' net unrealized capital depreciation from beginning of Quarter 1 to end of Quarter 4 over trailing four quarters' net realized capital gains from beginning of Quarter 1 to end of Quarter 4)  
= \$15.0 million + \$10.0 million + \$37.5 million + \$17.0 million – \$0.0 million (as there was no trailing four quarters' net unrealized capital depreciation from beginning of Quarter 1 to end of Quarter 4)  
= \$79.5 million
- Hurdle amount = 8.00% x \$500.0 million = \$40.0 million

## [Table of Contents](#)

### *Determination of Initial Incentive Fee*

Trailing four quarters' net investment income less the excess (if any) of trailing four quarters' net unrealized capital depreciation over trailing four quarters' net realized capital gains equals \$79.5 million, which exceeds the Hurdle amount. Therefore there may be an Initial Incentive Fee payable with respect to income in Quarter 4. The income portion of the Initial Incentive Fee for this quarter equals 50% of the amount by which the trailing four quarters' net investment income less the excess (if any) of trailing four quarters' net unrealized capital depreciation over trailing four quarters' net realized capital gains exceeds the Hurdle amount, until the cumulative Initial Incentive Fee payments with respect to income equal 20% of the trailing four quarters' net investment income less the excess (if any) of trailing four quarters' net unrealized capital depreciation over trailing four quarters' net realized capital gains (would occur if such amount for the trailing four quarters represented an annualized return on net assets of 13.33% or higher, which is the case in this example), less any Initial Incentive Fees paid with respect to income in the prior three quarters.

#### Initial Incentive Fee with respect to income

$$\begin{aligned} &= 50\% \times (13.33\%/4 \times \$500.0 \text{ million} - \text{Hurdle amount}) + 20\% \times (\text{trailing four quarters' net investment income less the excess (if any) of trailing four quarters' net unrealized capital depreciation over trailing four quarters' net realized capital gains} - 13.33\%/4 \times \$500.0 \text{ million}) - \text{Incentive Fees with respect to income paid in the prior three quarters} \\ &= 50\% \times (\$66.66 \text{ million} - \$40.0 \text{ million}) + 20\% \times (\$79.5 \text{ million} - \$66.66 \text{ million}) - \$13.5 \text{ million} \\ &= 50\% \times \$26.66 \text{ million} + 20\% \times \$12.84 \text{ million} - \$13.5 \text{ million} \\ &= \$2.4 \text{ million} \end{aligned}$$

### *Conclusion*

The Initial Incentive Fee payable with respect to income for this trailing four quarters' period equals \$2.4 million.

- (1) Net income refers to taxable net income, excluding any realized capital gain and loss and unrealized capital appreciation and depreciation.
- (2) Represents an annual hurdle of 8.00% of the value of net assets.
- (3) Represents quarterly portion of an annual base management fee of 2.00% of the value of total assets.
- (4) Excludes offering expenses and is expressed as a percentage of the value of net assets.

### **Examples of Calculation of Capital Gains Portion of Initial Incentive Fee**

**For each annual period beginning on July 1, commencing July 1, 2007, and ending on the day prior to the first anniversary of such date**

#### *Formula*

The formula for the capital gains portion of the Initial Incentive Fee for each Annual Period can be expressed as follows:

Initial Incentive Fee with respect to capital gains = 50% x (net realized capital gains to the extent in excess of gross unrealized capital depreciation, but only to the extent that such net realized capital gains, when added to net investment income, exceed the Hurdle amount), up to a limit of 20% x net realized capital gains to the extent in excess of gross unrealized capital depreciation

The following Alternative 1 and Alternative 2 assume that with respect to each year, the trailing four quarters' net investment income less the excess (if any) of trailing four quarters' net unrealized capital depreciation over trailing four quarters' net realized capital gains exceeds the hurdle amount.

## [Table of Contents](#)

### **Alternative 1**

#### *Assumptions*

- Year 1: \$20.0 million investment made in Company A (“Investment A”), and \$30.0 million investment made in Company B (“Investment B”)
- Year 2: Investment A is sold for \$50.0 million and fair value of Investment B determined to be \$32.0 million
- Year 3: fair value of Investment B determined to be \$25.0 million
- Year 4: Investment B sold for \$31.0 million

The capital gains portion of the Initial Incentive Fee, if any, would be:

- Year 1: None
- Year 2: \$6.0 million (20% multiplied by \$30.0 million realized capital gains on sale of Investment A)
- Year 3: None
- Year 4: \$1.2 million (20% multiplied by \$6.0 million realized capital gains on sale of Investment B)

### **Alternative 2**

#### *Assumptions*

- Year 1: \$20.0 million investment made in Company A (“Investment A”), \$30.0 million investment made in Company B (“Investment B”) and \$25.0 million investment made in Company C (“Investment C”)
- Year 2: Investment A sold for \$50.0 million, fair value of Investment B determined to be \$25.0 million and fair value of Investment C determined to be \$25.0 million
- Year 3: fair value of Investment B determined to be \$27.0 million and Investment C sold for \$30.0 million
- Year 4: fair value of Investment B determined to be \$35.0 million

The capital gains portion of the Initial Incentive Fee, if any, would be:

- Year 1: None
- Year 2: \$5.0 million (20% multiplied by \$25.0 million (\$30.0 million realized capital gains on Investment A less \$5.0 million unrealized capital depreciation on Investment B))
- Year 3: \$1.0 million (20% multiplied by \$5.0 million realized capital gains on Investment C)
- Year 4: None

With respect to each year, if the trailing four quarters’ net investment income less the excess (if any) of trailing four quarters’ net unrealized capital depreciation over trailing four quarters’ net realized capital gains did not exceed the hurdle amount, the capital gains portion of the Initial Incentive Fee could be reduced because no Initial Incentive Fee is payable unless the sum of (1) the amount of net investment income used in the determination of the Initial Incentive Fee, if any, based on income and (2) the amount of net realized capital gains in excess of unrealized capital depreciation used in the determination of the Initial Incentive Fee, if any, based on capital gains exceeds the hurdle amount. The following Alternative 3 and Alternative 4 illustrate the calculation of the capital gains portion of the Initial Incentive Fee when the hurdle amount is exceeded only after capital gains are taken into account.

## [Table of Contents](#)

### **Alternative 3**

#### *Assumptions*

- Year 1: Net investment income less the excess (if any) of trailing four quarters' net unrealized capital depreciation over trailing four quarters' net realized capital gains = \$38.0 million
- Year 1: Net realized capital gains to the extent in excess of gross unrealized capital depreciation = \$8.0 million

#### *Determination of Initial Incentive Fee*

Net investment income less the excess (if any) of trailing four quarters' net unrealized capital depreciation over trailing four quarters' net realized capital gains equals \$38.0 million, which does not exceed the Hurdle amount. Therefore there is no Initial Incentive Fee payable with respect to income.

However, Year 1 net realized capital gains to the extent in excess of gross unrealized capital depreciation of \$8.0 million, when added to net investment income of \$38.0 million, results in a total of \$46.0 million, which exceeds the Hurdle amount. Therefore there is an Initial Incentive Fee payable with respect to capital gains in Year 1.

Initial Incentive Fee with respect to capital gains = 50% x (net realized capital gains to the extent in excess of gross unrealized capital depreciation, but only to the extent that such net realized capital gains, when added to net investment income, exceed the Hurdle amount), up to a limit of 20% x net realized capital gains to the extent in excess of gross unrealized capital depreciation

$$= 50\% \times (\$46.0 \text{ million} - \$40.0 \text{ million}), \text{ up to a limit of } 20\% \times \$8.0 \text{ million}$$

$$= 50\% \times \$6.0 \text{ million}, \text{ up to a limit of } \$1.6 \text{ million}$$

$$= \$1.6 \text{ million}$$

#### *Conclusion*

The Initial Incentive Fee payable with respect to capital gains for Year 1 equals \$1.6 million.

### **Alternative 4**

#### *Assumptions*

- Year 1: Net investment income less the excess (if any) of trailing four quarters' net unrealized capital depreciation over trailing four quarters' net realized capital gains = \$38.0 million
- Year 1: Net realized capital gains to the extent in excess of gross unrealized capital depreciation = \$3.0 million

#### *Determination of Initial Incentive Fee*

Net investment income less the excess (if any) of trailing four quarters' net unrealized capital depreciation over trailing four quarters' net realized capital gains equals \$38.0 million, which does not exceed the Hurdle amount. Therefore there is no Initial Incentive Fee payable with respect to income.

However, Year 1 net realized capital gains to the extent in excess of gross unrealized capital depreciation of \$3.0 million, when added to net investment income of \$38.0 million, results in a total of \$41.0 million, which exceeds the Hurdle amount. Therefore there is an Initial Incentive Fee payable with respect to capital gains in Year 1.



## [Table of Contents](#)

Initial Incentive Fee with respect to capital gains = 50% x (net realized capital gains to the extent in excess of gross unrealized capital depreciation, but only to the extent that such net realized capital gains, when added to net investment income, exceed the Hurdle amount), up to a limit of 20% x net realized capital gains to the extent in excess of gross unrealized capital depreciation

= 50% x (\$41.0 million – \$40.0 million), up to a limit of 20% x \$3.0 million

= 50% x \$1.0 million, up to a limit of \$0.6 million

= \$0.5 million

### Conclusion

The Initial Incentive Fee payable with respect to capital gains for Year 1 equals \$0.5 million.


**Incentive Management Fee After March 6, 2017.** After March 6, 2017, our investment management agreement provides that the Advisor or its affiliates may be entitled to an incentive management fee (the “Incentive Fee”) under certain circumstances. The Incentive Fee has two parts. The first portion of the Incentive Fee is based on income other than capital gains and is calculated separately for each calendar quarter and will be paid on a quarterly basis. We will pay the Advisor the portion of the Incentive Fee based on income for each period as follows:

- (i) No Incentive Fee based on income other than capital gains for any calendar quarter in which our Pre-Incentive Fee Net Investment Income does not exceed 1.75% (7.00% annualized) of our net assets attributable to common stock at the beginning of such quarter.
- (ii) 100% of our Pre-Incentive Fee Net Investment Income in any calendar quarter with respect to that portion of such Pre-Incentive Fee Net Investment Income, if any, for such calendar quarter, that exceeds 1.75% (7.00% annualized) of our net assets attributable to common stock at the beginning of such quarter but is less than 2.1875% (8.75% annualized).
- (iii) 20% of our Pre-Incentive Fee Net Investment Income, if any, for any calendar quarter, that exceeds 2.1875% (8.75% annualized) of our net assets attributable to common stock at the beginning of such quarter.

The following is a graphical representation of the calculation of the portion of the Incentive Fee based on income under the management agreement.

#### Annualized Quarterly Incentive Fee Based on Income

Pre-Incentive Fee Net Investment Income (expressed as a percentage of the value of net assets)



Percentage of Pre-Incentive Fee Net Investment Income comprising Incentive Fee

The calculations described above will be appropriately pro rated for any period of less than a quarter and adjusted for the net proceeds from any common stock issuances and the cost of any common stock repurchases during such quarter. The payment of any such Incentive Fee based on income otherwise earned by the Advisor will be deferred if, for the most recent four full calendar quarter period ending on or prior to the date such payment is to be made, the Annualized Rate of Return is less than 7.0% of our net assets attributable to common

## [Table of Contents](#)

stock at the beginning of such four quarter period as adjusted for the net proceeds from any common stock issuances and the cost of any common stock repurchases during such four full calendar quarter period, with any deferred Incentive Fees to be carried over for payment in subsequent quarterly calculation periods to the extent such payment can then be made in accordance with the investment management agreement.

The second portion of the Incentive Fee is based on capital gains and is calculated separately for each Annual Period. The Advisor will be entitled to receive an Incentive Fee based on capital gains for each Annual Period in an amount equal to 20% of the amount by which (1) our net realized capital gains occurring during the period, if any, exceeds (2) its unrealized capital depreciation, if any, occurring during the period. In calculating the portion of the Incentive Fee based on capital gains payable for any period, our investments are accounted for on a security-by-security basis. In addition, the portion of the Incentive Fee based on capital gains is determined using the “period-to-period” method pursuant to which the portion of the Incentive Fee based on capital gains for any period will be based on realized capital gains for the period reduced by realized capital losses for the period and unrealized capital depreciation for the period.

For purposes of calculating the Incentive Fee, (i) “Annual Period” means the period beginning on July 1 of each calendar year, including the calendar year prior to the year in which the investment management agreement became effective, and ending on June 30 of the next calendar year; (ii) “Annualized Rate of Return” is computed by reference to the sum of (i) the aggregate distributions to our common stockholders for the period in question and (ii) the change in our net assets attributable to common stock (before taking into account any Incentive Fees otherwise payable during such period); (iii) “net assets attributable to common stock” means our total assets less indebtedness and preferred stock; and (iv) “Pre-Incentive Fee Net Investment Income” means net investment income (as determined in accordance with United States generally accepted accounting principles) accrued by us during the calendar quarter excluding any accruals for or payments in respect of the Incentive Fee.

### **Example of Calculation of Income Portion of Incentive Fee**

#### **Example 1—Incentive Fee Based on Income<sup>(1)</sup>**

##### *Formula*

The formula for the portion of the Incentive Fee based on income for any quarter can be expressed as follows:

*Incentive Fee with respect to Pre-Incentive Fee Net Investment Income—*

- When the Pre-Incentive Fee Net Investment Income for such quarter exceeds 1.75%<sup>(2)</sup> but does not exceed 2.1875% = 100% x (Pre-Incentive Fee Net Investment Income – 1.75%)
- When the Pre-Incentive Fee Net Investment Income for such quarter exceeds 2.1875% = 100% x (2.1875% – 1.75%) + 20% x (Pre-Incentive Fee Net Investment Income – 2.1875%)

Notwithstanding the foregoing, if the Annualized Rate of Return for the most recent four full calendar quarter period ending on or prior to the date such payment is to be made payment is less than 7.0% of our net assets attributable to common stock at the beginning of such four quarter period, adjusted for the net proceeds from any common stock issuances and the cost of any common stock repurchases during the period, the payment of such Incentive Fee will be deferred until the earliest quarter such four full calendar quarter Annualized Rate of Return requirement is satisfied.

##### *Assumptions*

- Management fee<sup>(3)</sup> = 0.4375%
- Other expenses (legal, accounting, custodian, transfer agent, etc.)<sup>(4)</sup> = 0.0625%

## [Table of Contents](#)

- After accounting for the distribution of income during each period, there is no change in the Company's net assets

- (1) The hypothetical amount of Pre-Incentive Fee Net Investment Income shown is based on a percentage of net assets attributable to common stock (defined as total assets less indebtedness and preferred stock). The example assumes that during the most recent four full calendar quarter period ending on or prior to the date the payment set forth in the example is to be made, the sum of (a) our aggregate distributions to stockholders and (b) the change in our net assets attributable to common stock (defined as total assets less indebtedness and preferred stock) before taking into account any Incentive Fees accrued during the period, is at least 7.0% of our net assets attributable to common stock (defined as total assets less indebtedness and preferred stock) at the beginning of such four quarter period (as adjusted for the net proceeds from any common stock issuances and the cost of any common stock repurchases during such four full calendar period). See Alternative 4 for an example of a failure to satisfy this assumption and Alternative 5 for an example of subsequent satisfaction of this assumption.
- (2) Represents quarterly percentage of the value of net assets attributable to common stock at the beginning of the quarter, adjusted for the net proceeds from any common stock issuances and the cost of any common stock repurchases during the quarter.
- (3) Represents quarterly portion of an annual base management fee of 1.75% of the value of total assets.
- (4) Expressed as a percentage of the value of net assets attributable to common stock at the beginning of the quarter, adjusted for the net proceeds from any common stock issuances and the cost of any common stock repurchases during the period.

### **Alternative 1**

#### *Additional Assumptions*

- Investment Income (including interest, dividends, fees, etc.) = 1.25%
- Pre-Incentive Fee Net Investment Income
  - = (investment income – (management fee + other expenses))
  - = (1.25% - (0.4375% + 0.0625%))
  - = 0.75%

#### *Conclusion*

Pre-Incentive Fee Net Investment Income does not exceed the Hurdle rate, therefore there is no Incentive Fee based on income.

### **Alternative 2**

#### *Additional Assumptions*

- Investment Income (including interest, dividends, fees, etc.) = 2.40%
- Pre-Incentive Fee Net Investment Income
  - = (investment income – (management fee + other expenses))
  - = (2.40% - (0.4375% + 0.0625%))
  - = 1.90%

## [Table of Contents](#)

### *Determination of Incentive Fee*

Pre-Incentive Fee Net Investment Income for the quarter exceeds the Hurdle rate, therefore there is an Incentive Fee payable with respect to income for the quarter.

- Incentive Fee Based on Income
  - =  $100\% \times \text{the lesser of } (2.1875\% - 1.75\%) \text{ AND } (\text{Pre-Incentive Fee Net Investment Income} - 1.75\%) + \text{the greater of } 0\% \text{ and } 20\% \times (\text{Pre-Incentive Fee Net Investment Income} - 2.1875\%)$
  - =  $100\% \times (1.90\% - 1.75\%) + 0\%$
  - =  $100\% \times 0.15\%$
  - =  $0.15\%$

### **Alternative 3**

#### *Additional Assumptions*

- Investment Income (including interest, dividends, fees, etc.) = 3.50%
- Pre-Incentive Fee Net Investment Income
  - = (investment income – (management fee + other expenses))
  - =  $(3.50\% - (0.4375\% + 0.075\%))$
  - =  $3.00\%$

### *Determination of Incentive Fee*

Pre-Incentive Fee Net Investment Income for the quarter exceeds the Hurdle rate, therefore there is an Incentive Fee payable with respect to income for the quarter.

- Income Based Incentive Fee
  - =  $100\% \times \text{the lesser of } (2.1875\% - 1.75\%) \text{ AND } (\text{Pre-Incentive Fee Net Investment Income} - 1.75\%) + \text{the greater of } 0\% \text{ AND } 20\% \times (\text{Pre-Incentive Fee Net Investment Income} - 2.1875\%)$
  - =  $100\% \times (2.1875\% - 1.75\%) + 20\% \times (3.0\% - 2.1875\%)$
  - =  $0.4375\% + (20\% \times 0.1825\%)$
  - =  $0.4375\% + 0.1625\%$
  - =  $0.60\%$

### **Alternative 4**

#### *Additional Assumptions*

During most recently completed quarter (Q4):

- Investment Income = 3.50%
- Pre-Incentive Fee Net Investment Income
  - = (investment income – (management fee + other expenses))
  - =  $(3.50\% - (0.4375\% + 0.0625\%))$
  - =  $3.00\%$

## Table of Contents

### During four quarter period ending with most recently completed quarter:

- Q1 Pre-Incentive Fee Net Investment Income = 1.00%
- Q2 Pre-Incentive Fee Net Investment Income = 1.00%
- Q3 Pre-Incentive Fee Net Investment Income = 1.50%
- All Pre-Incentive Fee Net Investment Income is distributed during the period.
- After accounting for the distribution of the net investment income during the period, there is no change in our net assets during the period.

### *Determination of Incentive Fee*

#### During most recently completed quarter:

Pre-Incentive Fee Net Investment Income for the quarter exceeds the Hurdle rate, therefore there is an Incentive Fee based on income payable for the quarter.

- Incentive Fee Based on Income
  - = 100% x the lesser of (2.1875% – 1.75%) **AND** (Pre-Incentive Fee Net Investment Income – 1.75%) + the greater of 0% **AND** 20% x (Pre-Incentive Fee Net Investment Income – 2.1875%)
  - = 100% x (2.1875% – 1.75%) + 20% x (3.00% – 2.1875%)
  - = 0.4375% + 0.1625%
  - = 0.60%

### During four quarter period ending with most recently completed quarter:

- Annualized Rate of Return (5)
  - = (Q1 Pre-Incentive Fee Net Investment Income + Q2 Pre-Incentive Fee Net Investment Income + Q3 Pre-Incentive Fee Net Investment Income + Q4 Pre-Incentive Fee Net Investment Income) + (our change in net assets attributable to common stock)
  - = (1.00% + 1.00% + 1.50% + 3.00%) + (0)
  - = 6.50%

(5) Annualized Rate of Return is measured before any calculation of Incentive Fees for income or capital gains.

### *Conclusion*

Although an Incentive Fee is payable for such quarter, because the Annualized Rate of Return over the four quarter period is less than 7.00%, the payment is deferred until the first quarter for which the Annualized Rate of Return over the four quarter period including such subsequent quarter equals or exceeds 7.00%.

## **Alternative 5**

### *Additional Assumptions*

#### During most recently completed quarter (Q4):

- Investment Income = 4.00%
- Pre-Incentive Fee Net Investment Income
  - = (investment income – (management fee + other expenses))
  - = (4.00% - (0.4375% + 0.0625%))
  - = 3.50%

## Table of Contents

### During four quarter period ending with most recently completed quarter:

- Q1 Pre-Incentive Fee Net Investment Income = 1.00%
- Q2 Pre-Incentive Fee Net Investment Income = 1.50%
- Q3 Pre-Incentive Fee Net Investment Income = 3.00%
- All Pre-Incentive Fee Net Investment Income is distributed during the period.
- After accounting for the distribution of the Pre-Incentive Fee Net Investment Income during the period, there is no change in our net assets attributable to common stock during the period.
- Deferred income based Incentive Fee during the period = 0.60%

### *Determination of Incentive Fee*

#### During most recently completed quarter:

Pre-Incentive Fee Net Investment Income for the quarter exceeds the Hurdle rate, therefore there is an Incentive Fee based on income payable for the quarter.

- Incentive Fee Based on Income
  - = 100% x the lesser of (2.1875% – 1.75%) **AND** (Pre-Incentive Fee Net Investment Income – 1.75%) + the greater of 0% **AND** 20% x (Pre-Incentive Fee Net Investment Income – 2.1875%)
  - = 100% x (2.1875% – 1.75%) + 20% x (3.50% – 2.1875%)
  - = 0.4375% + 0.2625%
  - = 0.70%

#### During four quarter period ending with most recently completed quarter:

- Annualized Rate of Return (5)
  - = (Q1 Pre-Incentive Fee Net Investment Income + Q2 Pre-Incentive Fee Net Investment Income + Q3 Pre-Incentive Fee Net Investment Income + Q4 Pre-Incentive Fee Net Investment Income) + (our change in net assets attributable to common stock)
  - = (1.00% + 1.50% + 3.00% + 3.50%) + (0)
  - = 9.00%

(5) Annualized rate of return is measured before any calculation of Incentive Fees for income or capital gains.

### *Conclusion*

Both the current quarter income based Incentive Fee of 0.70% and the earlier deferred income based Incentive Fee of 0.60% are paid.

### **Example 1—Incentive Fee Based on Capital Gains**

#### *Formula*

The formula for the capital gains portion of the Incentive Fee for each July 1 through June 30 “Annual Period” can be expressed as follows:

Incentive Fee with respect to capital gains = 20% x (net realized capital gains to the extent in excess of gross unrealized capital depreciation)

## [Table of Contents](#)

### **Alternative 1**

#### *Assumptions*

- Year 1: \$20.0 million investment made in Company A (“Investment A”), and \$30.0 million investment made in Company B (“Investment B”)
- Year 2: Investment A is sold for \$50.0 million and fair value of Investment B determined to be \$32.0 million
- Year 3: fair value of Investment B determined to be \$25.0 million
- Year 4: Investment B sold for \$31.0 million

#### *Determination of Incentive Fee*

The capital gains portion of the Incentive Fee, if any, would be:

- Year 1: None (No sales transactions)
- Year 2: \$6.0 million (20% multiplied by \$30.0 million realized capital gains on sale of Investment A)
- Year 3: None
- Year 4: \$1.2 million (20% multiplied by \$6.0 million realized capital gains on sale of Investment B)

### **Alternative 2**

#### *Assumptions*

- Year 1: \$20.0 million investment made in Company A (“Investment A”), \$30.0 million investment made in Company B (“Investment B”) and \$25.0 million investment made in Company C (“Investment C”)
- Year 2: Investment A sold for \$50.0 million, fair value of Investment B determined to be \$25.0 million and fair value of Investment C determined to be \$25.0 million
- Year 3: fair value of Investment B determined to be \$27.0 million and Investment C sold for \$30.0 million
- Year 4: fair value of Investment B determined to be \$35.0 million
- Year 5: Investment B sold for \$20.0 million

#### *Determination of Incentive Fee*

The capital gains portion of the Incentive Fee, if any, would be:

- Year 1: None (No sales transactions)
- Year 2: \$5.0 million (20% multiplied by \$25.0 million (\$30.0 million realized capital gains on Investment A less \$5.0 million unrealized capital depreciation on Investment B))
- Year 3: \$1.0 million (20% multiplied by \$5.0 million realized capital gains on Investment C)
- Year 4: None (No sales transactions)
- Year 5: None

#### ***Payment of our expenses***

All investment professionals and staff of the Advisor, when and to the extent engaged in providing investment advisory and management services, and the compensation and routine overhead expenses of such

## [Table of Contents](#)

personnel allocable to such services, will be provided and paid for by the Advisor. We will bear all other costs and expenses of our operations and transactions, including those relating to:

- our organization;
- calculating our net asset value (including the cost and expenses of any independent valuation firms);
- expenses incurred by the Advisor payable to third parties in monitoring our investments and performing due diligence on prospective portfolio companies;
- interest payable on debt, if any, incurred to finance our investments;
- the costs of future offerings of common shares and other securities, if any;
- the base management fee and any incentive management fee;
- dividends and distributions on our preferred shares, if any, and common shares;
- administration fees payable under the administration agreement;
- fees payable to third parties relating to, or associated with, making investments;
- transfer agent, trustee, registrar, paying agent and custodial fees;
- registration fees;
- listing fees;
- taxes;
- independent director fees and expenses;
- costs of preparing and filing reports or other documents with the SEC;
- the costs of any reports, proxy statements or other notices to our stockholders, including printing costs;
- our fidelity bond;
- a portion of our directors and officers/errors and omissions liability insurance, and any other insurance premiums;
- indemnification payments;
- direct costs and expenses of administration, including audit and legal costs; and
- all other expenses reasonably incurred by us or the Administrator in connection with administering our business, such as the allocable portion of overhead under the administration agreement, including rent and other allocable portions of the cost of certain of our officers and their respective staffs.

We will reimburse the Advisor for costs and expenses incurred by the Advisor for office space rental, office equipment and utilities allocable to the Advisor under the management agreement, as well as any costs and expenses incurred by the Advisor relating to any non-investment advisory, administrative or operating services provided by the Advisor to us. The prior investment management agreement had the same reimbursement provisions. For the years ended December 31, 2014, 2013 and 2012, we incurred \$2,168,611, \$2,066,737 and \$1,991,416, respectively, for such investment adviser expenses under the prior investment management agreement.

From time to time, the Advisor may pay amounts owed by us to third party providers of goods or services. We will subsequently reimburse the Advisor for such amounts paid on our behalf. Reimbursements to our prior investment adviser for the years ended December 31, 2014, 2013 and 2012 were \$3,490,730, \$2,808,014 and \$3,107,677, respectively.



## [Table of Contents](#)

### ***Indemnification***

The management agreement provides that in the absence of willful misfeasance, bad faith, gross negligence or reckless disregard of its obligations thereunder, the Advisor is not liable to us or any of our stockholders for any act or omission by it or its employees in the supervision or management of our investment activities or for any loss sustained by us or our stockholders, and provides for indemnification by us of its members, directors, officers, employees, agents and control persons for liabilities incurred by it in connection with their services to us, subject to certain limitations and conditions.

### ***Board and stockholder approval of the management agreement***

The stockholders of the Company approved the management agreement on February 18, 2015 and the management agreement became effective on March 6, 2015. Unless earlier terminated as described below, the management agreement will remain in effect for a period of two years from the date it first became effective.

### ***Duration and termination***

The management agreement will continue in effect until March 6, 2017, and if not sooner terminated, will continue in effect for successive periods of twelve months thereafter, provided that each continuance is specifically approved at least annually by both (1) the vote of a majority of our Board of Directors or the vote of a majority of our outstanding voting securities and (2) the vote of a majority of the Board of Directors who are not parties to the management agreement or interested persons (as such term is defined in the 1940 Act) of any such party, cast in person at a meeting called for the purpose of voting on such approval. We may terminate the management agreement as a whole at any time, without the payment of any penalty, upon the vote of a majority of our Board of Directors or a majority of our outstanding voting securities or by the Advisor, on 60 days' written notice by either party to the other which can be waived by the non-terminating party. The management agreement will terminate automatically in the event of its assignment.

### ***Organization of the Advisor***

The Advisor is organized as a Delaware limited liability company. The Advisor is registered as an investment adviser with the SEC under the Advisers Act. Its principal executive offices are located at 55 East 52nd Street, New York, New York 10055. The Advisor is an indirect, wholly-owned subsidiary of BlackRock.

### ***Administration agreement***

We have entered into an administration agreement with the Administrator, a subsidiary of BlackRock, under which the Administrator provides certain administrative services to us. In payment for these services, facilities and personnel, we reimburse the Administrator for our allocable portion of overhead and other expenses incurred by the Administrator in performing its obligations under the administration agreement, including rent and our allocable portion of the cost of certain of our officers and their respective staffs.

For the years ended December 31, 2014, 2013 and 2012, we incurred \$512,056, \$574,895 and \$322,013, respectively, for administrative services expenses payable to the Administrator under the administration agreement.

## DETERMINATION OF NET ASSET VALUE

The net asset value per share of our outstanding shares of common stock is determined quarterly by dividing the value of total assets minus liabilities by the total number of shares outstanding.

In calculating the value of our total assets, investments for which market quotations are readily available are valued at such market quotations unless they are deemed not to represent fair value. We generally obtain market quotations, when available, from an independent pricing service or one or more broker-dealers or market makers and may utilize the average of the range of bid and ask quotations as a practical expedient for fair value. Debt and equity securities for which market quotations are not readily available or for which market quotations are deemed not to represent fair value are valued at fair value as determined in good faith by or under the direction of our Board of Directors. Because we expect that there will not be a readily available market value for substantially all of the investments in our portfolio, we expect to value substantially all of our portfolio investments at fair value as determined in good faith under the direction of our Board of Directors using a consistently applied valuation process in accordance with a documented valuation policy that has been reviewed and approved by our Board of Directors. Due to the inherent uncertainty and subjectivity of determining the fair value of investments that do not have a readily available market value, the fair value of our investments may differ significantly from the values that would have been used had a readily available market value existed for such investments and may differ materially from the values that we may ultimately realize. In addition, changes in the market environment and other events may have differing impacts on the market quotations used to value some of our investments than on the fair values of our investments for which market quotations are not readily available. Market quotations may be deemed not to represent fair value in certain circumstances where the Advisor believes that facts and circumstances applicable to an issuer, a seller or purchaser or the market for a particular security cause current market quotations to not reflect the fair value of the security. Examples of these events could include cases where a security trades infrequently causing a quoted purchase or sale price to become stale, where there is a “forced” sale by a distressed seller, where markets quotations vary substantially among market makers, or where there is a wide bid-ask spread or significant increase in the bid-ask spread.

With respect to investments for which market quotations are not readily available or for which market quotations are deemed not to represent fair value, our Board of Directors has approved a multi-step valuation process each quarter, as described below:

- our quarterly valuation process begins with each portfolio company or investment being initially evaluated and rated by the investment professionals of the Advisor responsible for the portfolio investment;
- the investment professionals provide recent portfolio company financial statements and other reporting materials to independent valuation firms engaged by our Board of Directors, such firms conduct independent appraisals each quarter and their preliminary valuation conclusions are documented and discussed with senior management of the Advisor;
- the audit committee of our Board of Directors reviews the preliminary valuations prepared by the independent valuation firms; and
- the Board of Directors discusses valuations and determines the fair value of each investment in our portfolio in good faith based on the input of the Advisor, the respective independent valuation firms and the audit committee.

Those investments for which market quotations are not readily available or for which market quotations are deemed not to represent fair value are valued utilizing a market approach, an income approach, or both approaches, as appropriate. The market approach uses prices and other relevant information generated by market transactions involving identical or comparable assets or liabilities (including a business). The income approach uses valuation techniques to convert future amounts (for example, cash flows or earnings) to a single present amount (discounted). The measurement is based on the value indicated by current market expectations about

## [Table of Contents](#)

those future amounts. In following these approaches, the types of factors that we may take into account in determining the fair value of our investments include, as relevant and among other factors: available current market data, including relevant and applicable market trading and transaction comparables, applicable market yields and multiples, security covenants, call protection provisions, information rights, the nature and realizable value of any collateral, the portfolio company's ability to make payments, its earnings and discounted cash flows, the markets in which the portfolio company does business, comparisons of financial ratios of peer companies that are public, M&A comparables, our principal market (as the reporting entity) and enterprise values.

Until the end of the second calendar quarter following its acquisition, each unquoted investment in a new portfolio company generally is valued at cost, which the Advisor believes approximates fair value under the circumstances. As of that date, an independent valuation firm may conduct an initial independent appraisal of the investment.

Accounting Standards Codification ("ASC") 820-10, *Fair Value Measurements and Disclosures* ("ASC 820-10"), issued by the Financial Accounting Standards Board ("FASB"), defines fair value, establishes a framework for measuring fair value and requires enhanced disclosures about fair value measurements. ASC 820-10 defines fair value as the price that a company would receive upon selling an investment or pay to transfer a liability in an orderly transaction to a market participant in the principal or most advantageous market for the investment. ASC 820-10 emphasizes that valuation techniques maximize the use of observable market inputs and minimize the use of unobservable inputs. Inputs refer broadly to the assumptions that market participants would use in pricing an asset or liability, including assumptions about risk. Inputs may be observable or unobservable. Observable inputs are inputs that reflect the assumptions market participants would use in pricing an asset or liability developed based on market data obtained from sources independent of us. Unobservable inputs are inputs that reflect our assumptions about the assumptions market participants would use in pricing an asset or liability developed based on the best information available in the circumstances.

ASC 820-10 establishes a hierarchy that classifies these inputs into the three broad levels listed below:

Level 1—Valuations based on unadjusted quoted prices in active markets for identical assets or liabilities that a company has the ability to access.

Level 2—Valuations based on unadjusted quoted prices in markets that are not active or for which all significant inputs are observable, either directly or indirectly.

Level 3—Valuations based on inputs that are unobservable and significant to the overall fair value measurement. The inputs into the determination of fair value may require significant management judgment or estimation.

Transfers between levels, if any, represent the value as of the beginning of the period of any investment where a change in the pricing level occurred from the beginning to the end of the period.

We evaluate the source of inputs, including any markets in which our investments are trading, in determining fair value and categorize each investment within the fair value hierarchy pursuant to and consistent with ASC 820-10.

Determination of fair value involves subjective judgments and estimates. Accordingly, the notes to our financial statements express the uncertainty with respect to the possible effect of such valuations, and any change in such valuations, on the financial statements.

### **Determinations in connection with offerings**

We are not generally able to issue and sell our common stock at a price below net asset value per share. We may, however, sell our common stock, or sell warrants, options, rights or units to acquire such common stock, at

## [Table of Contents](#)

a price below the current net asset value of the common stock if our Board of Directors determines that such sale is in our best interests and the best interests of our stockholders, and our stockholders approve our policy and practice of making such sales. In any such case, the price at which our securities are to be issued and sold may not be less than a price which, in the determination of our Board of Directors closely approximates the market value of such securities (less any distributing commission or discount).

We obtained approval at our 2014 Special Meeting of Stockholders to allow us the flexibility, with the approval of our Board of Directors, to sell or otherwise issue shares of our common stock at a price below its then current net asset value per share subject to the policy of our Board of Directors that the Company shall not sell or otherwise issue more than 25% of the Company's then outstanding shares of common stock (immediately prior to such sale or issuance) at a price below its then current net asset value per share. As a result of obtaining this approval from stockholders, we may issue shares of our common stock at a price below its then current net asset value per share, subject to the foregoing conditions and the determination by our Board of Directors that such issuance and sale is in our and our stockholders' best interests.

In connection with each offering of shares of our common stock to the extent that we do not have stockholder approval to sell shares of our common stock below net asset value, the Board of Directors or a committee thereof would be required to make the determination that we are not selling shares of our common stock at a price below our then current net asset value at the time at which the sale is made, subject to certain exceptions discussed above. Our Board of Directors will consider the following factors, among others, in making such determination:

- the net asset value of our common stock disclosed in the most recent periodic report that we filed with the SEC;
- our management's assessment of whether any material change in the net asset value of our common stock has occurred (including through the realization of gains on the sale of our portfolio securities) during the period beginning on the date of the most recently disclosed net asset value of our common stock and ending two days prior to the date of the sale of our common stock; and
- the magnitude of the difference between the net asset value of our common stock disclosed in the most recent periodic report that we filed with the SEC and our management's assessment of any material change in the net asset value of our common stock since the date of the most recently disclosed net asset value of our common stock, and the offering price of the shares of our common stock in the proposed offering.

To the extent that there is even a remote possibility that we may issue shares of our common stock at a price below the then current net asset value of our common stock at the time at which the sale is made or trigger the undertaking (which we provide in certain registration statements we file with the SEC) to suspend the offering of shares of our common stock pursuant to this prospectus if the net asset value of our common stock fluctuates by certain amounts in certain circumstances until the prospectus is amended, our Board of Directors will elect either to postpone the offering until such time that there is no longer the possibility of the occurrence of such event or to undertake to determine the net asset value of our common stock within two days prior to any such sale to ensure that such sale will not be below our then current net asset value, and to comply with such undertaking or to undertake to determine the net asset value of our common stock to ensure that such undertaking has not been triggered.

We may, however, subject to the requirements of the 1940 Act, issue rights to acquire our common stock at a price below the current net asset value of the common stock if our Board of Directors determines that such sale is in our best interests and the best interests of our common stockholders. In any such case, the price at which our securities are to be issued and sold may not be less than a price, that in the determination of our Board of Directors, closely approximates the market value of such securities. We will not offer transferable subscription rights to our stockholders at a price equivalent to less than the then current net asset value per share of common stock, excluding underwriting commissions, unless we first file a post-effective amendment that is declared

---

## [Table of Contents](#)

effective by the SEC with respect to such issuance and the common stock to be purchased in connection with the rights represents no more than one-third of our outstanding common stock at the time such rights are issued. In addition, we note that for us to file a post-effective amendment to this registration statement on Form N-2, we must then be qualified to register our securities on Form S-3. If we raise additional funds by issuing more common stock or warrants or senior securities convertible into, or exchangeable for, our common stock, the percentage ownership of our common stockholders at that time would decrease, and our common stockholders may experience dilution.

Records will be made contemporaneously with all determinations described in this section and these records will be maintained with other records that we are required to maintain under the 1940 Act.

## DIVIDEND REINVESTMENT PLAN

Unless the registered owner of your common shares elects to receive cash by contacting BNY Mellon Investment Servicing (U.S.) Inc., or BMIS, agent for stockholders in administering our amended and restated dividend reinvestment plan, or the plan, all distributions declared for you in common shares of our company will be automatically reinvested by the plan agent in additional common shares of our company. If the registered owner of your common shares elects not to participate in the plan, you will receive all distributions in cash paid by check mailed directly to you (or, if the shares are held in street or other nominee name, then to such nominee) by BMIS, as dividend disbursing agent. You may elect not to participate in the plan and to receive all distributions in cash by sending written instructions or by contacting BMIS, as dividend disbursing agent, at the address set forth below. Participation in the plan is completely voluntary and may be terminated or resumed at any time without penalty by contacting the plan agent before the dividend record date; otherwise such termination or resumption will be effective with respect to any subsequently declared distribution. Some brokers may automatically elect to receive cash on your behalf and may re-invest that cash in additional common shares of our company for you. As this approach may cause you to incur brokerage charges or other transaction costs, we recommend that you consult with your broker or financial adviser. If you wish for all distributions declared on your common shares of our company to be automatically reinvested pursuant to the plan, please contact your broker.

The plan agent will open an account for each common stockholder under the plan in the same name in which such common stockholder's common shares are registered. Whenever we declare a distribution payable in cash, non-participants in the plan will receive cash and participants in the plan will receive the number of common shares referred to below. The common shares will be paid to the plan agent for the participants' accounts through receipt of additional unissued but authorized common shares or treasury common shares from us. The number of newly issued or treasury common shares to be credited to each participant's account will be determined by dividing the dollar amount of the distribution by 95% of the market price per common share on the payment date for the distribution. Under certain circumstances, this feature of the plan may cause us to issue or sell shares of our common stock at a price that is less than our net asset value per share, which could cause our common stockholders to experience dilution.

The plan agent maintains all stockholders' accounts in the plan and furnishes written confirmation of all transactions in the accounts, including information needed by stockholders for tax records. Common shares in the account of each plan participant will be held by the plan agent on behalf of the plan participant, and each stockholder proxy will include those shares purchased or received pursuant to the plan. The plan agent will forward all proxy solicitation materials to participants and vote proxies for shares held under the plan in accordance with the instructions of the participants.

In the case of stockholders such as banks, brokers or nominees which hold shares for others who are the beneficial owners, the plan agent will administer the plan on the basis of the number of common shares certified from time to time by the record stockholder's name and held for the account of beneficial owners who participate in the plan.

There will be no brokerage charges with respect to common shares issued directly by us. The automatic reinvestment of distributions will not relieve participants of any federal, state or local income tax that may be payable (or required to be withheld) on such distributions. For additional details, see "Material U.S. Federal Tax Matters." Participants that request a sale of shares through the plan agent are subject to a \$2.50 sales fee and a \$0.15 per share sold brokerage commission.

We reserve the right to amend or terminate the plan. There is no direct service charge to participants in the plan; however, we reserve the right to amend the plan to include a service charge payable by the participants.

All correspondence concerning the plan should be directed to the plan agent at BNY Mellon, c/o Computershare, P.O. Box 43006, Providence, RI 02940-3006.

**DESCRIPTION OF OUR CAPITAL STOCK****General**

Under the terms of our amended certificate of incorporation, our authorized capital stock will consist solely of 200,000,000 shares of common stock, par value \$0.001 per share, of which 74,775,966 shares were outstanding as of May 1, 2015, and 500 shares of preferred stock, par value \$0.001 per share, of which no shares were outstanding as of May 1, 2015.

Set forth below are our outstanding classes of capital stock as of May 1, 2015.

	(1) Title of Class	(2) Amount Authorized	(3) Amount Held by Company or for its Account	(4) Amount Outstanding Exclusive of Amount Shown Under(3)
BlackRock Capital Investment Corporation	Common Stock	200,000,000	1,758,615	74,775,966

**Common stock**

Under the terms of our certificate of incorporation, holders of common stock are entitled to one vote for each share held on all matters submitted to a vote of stockholders and do not have cumulative voting rights. Accordingly, holders of a majority of the shares of common stock entitled to vote in any election of directors may elect all of the directors standing for election. Holders of common stock are entitled to receive proportionately any dividends declared by our Board of Directors, subject to any preferential dividend rights of outstanding preferred stock. Upon our liquidation, dissolution or winding up, the holders of common stock are entitled to receive ratably our net assets available after the payment of all debts and other liabilities and subject to the prior rights of any outstanding preferred stock. Holders of common stock have no preemptive, subscription, redemption or conversion rights. The rights, preferences and privileges of holders of common stock are subject to the rights of the holders of any series of preferred stock which we may designate and issue in the future under the Securities Act of 1933 in specified circumstances. In addition, holders of our common stock may participate in our dividend reinvestment plan.

**Preferred stock**

Under the terms of our certificate of incorporation, our Board of Directors is authorized to issue shares of preferred stock in one or more series without stockholder approval. The board has discretion to determine the rights, preferences, privileges and restrictions, including voting rights, dividend rights, conversion rights, redemption privileges and liquidation preferences of each series of preferred stock. The 1940 Act limits the rights and preferences of the preferred stock that our certificate of incorporation may provide and requires, among other things, that immediately after issuance and before any distribution is made with respect to common stock, we meet a coverage ratio of total assets to total senior securities, which include all of our borrowings and our preferred stock we may issue in the future, of at least 200%, and the holder of shares of preferred stock, if any are issued, must be entitled as a class to elect two directors at all times and to elect a majority of the directors if and for so long as dividends on the preferred stock are unpaid in an amount equal to two full years of dividends on the preferred stock. The features of the preferred stock will be further limited by the requirements applicable to regulated investment companies under the Code. The purpose of authorizing our board to issue preferred stock and determine its rights and preferences is to eliminate delays associated with a stockholder vote on specific issuances. The issuance of preferred stock, while providing desirable flexibility in connection with possible acquisitions and other corporate purposes, could make it more difficult for a third party to acquire, or could discourage a third party from acquiring, a majority of our outstanding voting stock.

### **Delaware law and certain charter and bylaw provisions; anti-takeover measures**

We are subject to the provisions of Section 203 of the General Corporation Law of Delaware. In general, the statute prohibits a publicly held Delaware corporation from engaging in a “business combination” with “interested stockholders” for a period of three years after the date of the transaction in which the person became an interested stockholder, unless the business combination is approved in a prescribed manner. A “business combination” includes certain mergers, asset sales and other transactions resulting in a financial benefit to the interested stockholder. Subject to exceptions, an “interested stockholder” is a person who, together with his affiliates and associates, owns, or within three years did own, 15% or more of the corporation’s voting stock. Our amended certificate of incorporation and amended and restated bylaws provide that:

- the Board of Directors be divided into three classes, as nearly equal in size as possible, with staggered three-year terms;
- directors may be removed only for cause by the affirmative vote of the holders of 75% of the then outstanding shares of our capital stock entitled to vote; and
- subject to the rights of any holders of preferred stock, any vacancy on the Board of Directors, however the vacancy occurs, including a vacancy due to an enlargement of the board, may only be filled by vote a majority of the directors then in office.

The classification of our Board of Directors and the limitations on removal of directors and filling of vacancies could have the effect of making it more difficult for a third party to acquire us, or of discouraging a third party from acquiring us. Our certificate of incorporation and bylaws also provide that special meetings of the stockholders may only be called by our Board of Directors, Chairman, Chief Executive Officer or Secretary.

Delaware’s corporation law provides generally that the affirmative vote of a majority of the shares entitled to vote on any matter is required to amend a corporation’s certificate of incorporation or bylaws, unless a corporation’s certificate of incorporation or bylaws requires a greater percentage. Our certificate of incorporation permits our Board of Directors to amend or repeal our bylaws. Our bylaws generally can be amended by approval of at least 66- 2/3% of the total number of authorized directors subject to certain exceptions, including provisions relating to the size of our board, and certain actions requiring board approval, which provisions will require the vote of 75% of our Board of Directors to be amended. The affirmative vote of the holders of at least 66- 2/3% of the shares of our capital stock entitled to vote is required to amend or repeal any of the provisions of our amended and restated bylaws.

### **Limitations of liability and indemnification**

Under our amended certificate of incorporation, we shall fully indemnify any person who was or is involved in any actual or threatened action, suit or proceeding by reason of the fact that such person is or was one of our directors or officers. So long as we are regulated under the 1940 Act, the above indemnification and limitation of liability is limited by the 1940 Act or by any valid rule, regulation or order of the SEC thereunder. The 1940 Act provides, among other things, that a company may not indemnify any director or officer against liability to it or its security holders to which he or she might otherwise be subject by reason of his or her willful misfeasance, bad faith, gross negligence or reckless disregard of the duties involved in the conduct of his or her office unless a determination is made by final decision of a court, by vote of a majority of a quorum of directors who are disinterested, non-party directors or by independent legal counsel that the liability for which indemnification is sought did not arise out of the foregoing conduct.

Delaware law also provides that indemnification permitted under the law shall not be deemed exclusive of any other rights to which the directors and officers may be entitled under the corporation’s bylaws, any agreement, a vote of stockholders or otherwise.

We have obtained liability insurance for our officers and directors.



## **Anti-takeover provisions**

Our certificate of incorporation includes provisions that could have the effect of limiting the ability of other entities or persons to acquire control of us or to change the composition of our Board of Directors. This could have the effect of depriving stockholders of an opportunity to sell their shares at a premium over prevailing market prices by discouraging a third party from seeking to obtain control over us. Such attempts could have the effect of increasing our expenses and disrupting our normal operation. Our Board of Directors is divided into three classes, with the term of one class expiring at each annual meeting of stockholders. At each annual meeting, one class of Directors is elected to a three-year term. This provision could delay for up to two years the replacement of a majority of the Board of Directors. A director may be removed from office by a vote of the holders of at least 75% of the shares then entitled to vote for the election of the respective director.

In addition, our certificate of incorporation requires the favorable vote of a majority of our Board of Directors followed by the favorable vote of the holders of at least 75% of our outstanding shares of each affected class or series, voting separately as a class or series, to approve, adopt or authorize certain transactions with 5% or greater holders of a class or series of shares and their associates, unless the transaction has been approved by at least 80% of our Directors, in which case “a majority of the outstanding voting securities” (as defined in the 1940 Act) will be required. For purposes of these provisions, a 5% or greater holder of a class or series of shares, or a principal stockholder, refers to any person who, whether directly or indirectly and whether alone or together with its affiliates and associates, beneficially owns 5% or more of the outstanding shares of our voting securities.

The 5% holder transactions subject to these special approval requirements are: the merger or consolidation of us or any subsidiary of ours with or into any principal stockholder; the issuance of any of our securities to any principal stockholder for cash, except pursuant to any automatic dividend reinvestment plan or rights offering in which the holder does not increase its percentage of voting securities; the sale, lease or exchange of all or any substantial part of our assets to any principal stockholder, except assets having an aggregate fair market value of less than 5% of our total assets, aggregating for the purpose of such computation all assets sold, leased or exchanged in any series of similar transactions within a twelve-month period; or the sale, lease or exchange to us or any subsidiary of ours, in exchange for our securities, of any assets of any principal stockholder, except assets having an aggregate fair market value of less than 5% of our total assets, aggregating for purposes of such computation all assets sold, leased or exchanged in any series of similar transactions within a twelve-month period.

To convert us to an open-end investment company, to liquidate and dissolve us, to merge or consolidate us with any entity in a transaction as a result of which the governing documents of the surviving entity do not contain substantially the same anti-takeover provisions as described in this prospectus or to amend any of the provisions discussed herein, our certificate of incorporation requires the favorable vote of a majority of our Board of Directors followed by the favorable vote of the holders of at least 75% of our outstanding shares of each affected class or series of our shares, voting separately as a class or series, unless such amendment has been approved by at least 80% of our Directors, in which case “a majority of the outstanding voting securities” (as defined in the 1940 Act) shall be required. If approved in the foregoing manner, our conversion to an open-end investment company could not occur until 90 days after the stockholders meeting at which such conversion was approved and would also require at least 30 days prior notice to all stockholders. As part of any such conversion, substantially all of our investment policies and strategies and portfolio would have to be modified to assure the degree of portfolio liquidity required for open-end investment companies. In the event of conversion, the common shares would cease to be listed on any national securities exchange or market system. Stockholders of an open-end investment company may require the company to redeem their shares at any time, except in certain circumstances as authorized by or under the 1940 Act, at their net asset value, less such redemption charge, if any, as might be in effect at the time of a redemption. You should assume that it is not likely that our Board of Directors would vote to convert us to an open-end fund.

For the purposes of calculating “a majority of the outstanding voting securities” under our certificate of incorporation, each class and series of our shares will vote together as a single class, except to the extent required

---

[Table of Contents](#)

by the 1940 Act or our certificate of incorporation, with respect to any class or series of shares. If a separate class vote is required, the applicable proportion of shares of the class or series, voting as a separate class or series, also will be required.

Our Board of Directors has determined that provisions with respect to the Board of Directors and the stockholder voting requirements described above, which voting requirements are greater than the minimum requirements under Delaware law or the 1940 Act, are in the best interest of stockholders generally. Reference should be made to our certificate of incorporation on file with the SEC for the full text of these provisions.

## **ISSUANCE OF WARRANTS OR SECURITIES TO SUBSCRIBE FOR OR CONVERTIBLE INTO SHARES OF OUR COMMON STOCK**

We have obtained approval at our 2011 Annual Meeting of Stockholders to allow us the flexibility, with the approval of the Board of Directors, to sell or otherwise issue warrants or securities to subscribe for or convertible into shares of our common stock, not exceeding 25% of our then outstanding common stock, at an exercise or conversion price that, at the date of issuance, will not be less than the greater of the market value per share of our common stock and the net asset value per share of our common stock. The authorization we obtained granting us the right to sell or authorize issue warrants or securities to subscribe for or convertible into shares of our common stock has no expiration and is applicable only to such securities. Any exercise of warrants or securities to subscribe for or convertible into shares of our common stock at an exercise or conversion price that is below net asset value at the time of such exercise or conversion would result in an immediate dilution to existing common stockholders. This dilution would include reduction in net asset value as a result of the proportionately greater decrease in the stockholders' interest in our earnings and assets and their voting interest than the increase in our assets resulting from such offering.

As a result of obtaining this authorization, in order to sell or otherwise issue such securities, (a) the exercise, conversion or subscription rights in such securities must expire by their terms within ten years, (b) with respect to any warrants, options or rights to subscribe or convert to our common stock that are issued along with other securities, such warrants, options or rights must not be separately transferable, (c) the exercise or conversion price of such securities must not be less than the greater of the market value per share of our common stock and the net asset value per share of our common stock at the date of issuance of such securities, (d) the issuance of such securities must be approved by a majority of the Board of Directors who have no financial interest in the transaction and a majority of the non-interested directors on the basis that such issuance is in the best interests of the Company and its stockholders and (e) the number of shares of our common stock that would result from the exercise or conversion of such securities and all other securities convertible, exercisable or exchangeable into shares of our common stock outstanding at the time of issuance of such securities must not exceed 25% of our outstanding common stock at such time.

We could also sell shares of common stock below net asset value per share in certain other circumstances, including through subscription rights issued in rights offerings. See "Description of Our Subscription Rights."

## DESCRIPTION OF OUR PREFERRED STOCK

In addition to shares of common stock, our certificate of incorporation authorizes the issuance of preferred stock. If we offer preferred stock under this prospectus, we will issue an appropriate prospectus supplement. We may issue preferred stock from time to time in one or more classes or series, without stockholder approval. Prior to issuance of shares of each class or series, our Board of Directors is required by Delaware law and by our charter to set the terms, preferences, conversion or other rights, voting powers, restrictions, limitations as to dividends or other distributions, qualifications and terms or conditions of redemption for each class or series. Any such an issuance must adhere to the requirements of the 1940 Act, Delaware law and any other limitations imposed by law.

The 1940 Act requires, among other things, that (1) immediately after issuance and before any distribution is made with respect to common stock, the liquidation preference of the preferred stock, together with all other senior securities, must not exceed an amount equal to 50% of our total assets (taking into account such distribution) and (2) the holders of shares of preferred stock, if any are issued, must be entitled as a class to elect two directors at all times and to elect a majority of the directors if dividends on the preferred stock are in arrears by two years or more.

For any series of preferred stock that we may issue, our Board of Directors will determine and the prospectus supplement relating to such series will describe:

- the designation and number of shares of such series;
- the rate and time at which, and the preferences and conditions under which, any dividends will be paid on shares of such series, as well as whether such dividends are cumulative or non-cumulative and participating or non-participating;
- any provisions relating to convertibility or exchangeability of the shares of such series;
- the rights and preferences, if any, of holders of shares of such series upon our liquidation, dissolution or winding up of our affairs;
- the voting powers, if any, of the holders of shares of such series;
- any provisions relating to the redemption of the shares of such series;
- any limitations on our ability to pay dividends or make distributions on, or acquire or redeem, other securities while shares of such series are outstanding;
- any conditions or restrictions on our ability to issue additional shares of such series or other securities;
- if applicable, a discussion of certain U.S. federal income tax considerations; and
- any other relative power, preferences and participating, optional or special rights of shares of such series, and the qualifications, limitations or restrictions thereof.

All shares of preferred stock that we may issue will be identical and of equal rank except as to the particular terms thereof that may be fixed by our Board of Directors, and all shares of each series of preferred stock will be identical and of equal rank except as to the dates from which cumulative dividends, if any, thereon will be cumulative.

## DESCRIPTION OF OUR WARRANTS

The following is a general description of the terms of the warrants we may issue from time to time. Particular terms of any warrants we offer will be described in the prospectus supplement relating to such warrants.

We may issue warrants to purchase shares of our common stock, preferred stock or debt securities. Such warrants may be issued independently or together with shares of common or preferred stock or a specified principal amount of debt securities and may be attached or separate from such securities. We will issue each series of warrants under a separate warrant agreement to be entered into between us and a warrant agent. The warrant agent will act solely as our agent and will not assume any obligation or relationship of agency for or with holders or beneficial owners of warrants.

A prospectus supplement will describe the particular terms of any series of warrants we may issue, including the following:

- the title of such warrants;
- the aggregate number of such warrants;
- the price or prices at which such warrants will be issued;
- the currency or currencies, including composite currencies, in which the price of such warrants may be payable;
- if applicable, the designation and terms of the securities with which the warrants are issued and the number of warrants issued with each such security or each principal amount of such security;
- in the case of warrants to purchase debt securities, the principal amount of debt securities purchasable upon exercise of one warrant and the price at which and the currency or currencies, including composite currencies, in which this principal amount of debt securities may be purchased upon such exercise;
- in the case of warrants to purchase common stock or preferred stock, the number of shares of common stock or preferred stock, as the case may be, purchasable upon exercise of one warrant and the price at which and the currency or currencies, including composite currencies, in which these shares may be purchased upon such exercise;
- the date on which the right to exercise such warrants shall commence and the date on which such right will expire;
- whether such warrants will be issued in registered form or bearer form;
- if applicable, the minimum or maximum amount of such warrants which may be exercised at any one time;
- if applicable, the date on and after which such warrants and the related securities will be separately transferable;
- information with respect to book-entry procedures, if any;
- the terms of the securities issuable upon exercise of the warrants;
- if applicable, a discussion of certain U.S. federal income tax considerations; and
- any other terms of such warrants, including terms, procedures and limitations relating to the exchange and exercise of such warrants.

We and the warrant agent may amend or supplement the warrant agreement for a series of warrants without the consent of the holders of the warrants issued thereunder to effect changes that are not inconsistent with the provisions of the warrants and that do not materially and adversely affect the interests of the holders of the warrants.

---

## [Table of Contents](#)

Prior to exercising their warrants, holders of warrants will not have any of the rights of holders of the securities purchasable upon such exercise, including, in the case of warrants to purchase debt securities, the right to receive principal, premium, if any, or interest payments, on the debt securities purchasable upon exercise or to enforce covenants in the applicable indenture or, in the case of warrants to purchase common stock or preferred stock, the right to receive dividends, if any, or payments upon our liquidation, dissolution or winding up or to exercise any voting rights.

Under the 1940 Act, we may generally only offer warrants provided that (1) the warrants expire by their terms within ten years; (2) the exercise or conversion price is not less than the current market value at the date of issuance; (3) our stockholders authorize the proposal to issue such warrants, and our Board of Directors approves such issuance on the basis that the issuance is in the best interests of the Company and its stockholders; and (4) if the warrants are accompanied by other securities, the warrants are not separately transferable unless no class of such warrants and the securities accompanying them has been publicly distributed. The 1940 Act also provides that the amount of our voting securities that would result from the exercise of all outstanding warrants at the time of issuance may not exceed 25% of our outstanding voting securities.

## DESCRIPTION OF OUR SUBSCRIPTION RIGHTS

We may issue subscription rights to purchase common stock. Subscription rights may be issued independently or together with any other offered security and may or may not be transferable by the person purchasing or receiving the subscription rights. We will not offer transferable subscription rights to our stockholders at a price equivalent to less than the then current net asset value per share of common stock, excluding underwriting commissions, unless we first file a post-effective amendment that is declared effective by the SEC with respect to such issuance and the common stock to be purchased in connection with the rights represents no more than one-third of our outstanding common stock at the time such rights are issued. In addition, we note that for us to file a post-effective amendment to this registration statement on Form N-2, we must then be qualified to register our securities on Form S-3. In connection with a subscription rights offering to our stockholders, we would distribute certificates evidencing the subscription rights and a prospectus supplement to our stockholders on the record date that we set for receiving subscription rights in such subscription rights offering.

The applicable prospectus supplement would describe the following terms of subscription rights in respect of which this prospectus is being delivered:

- the title of such subscription rights;
- the exercise price or a formula for the determination of the exercise price for such subscription rights;
- the number or a formula for the determination of the number of such subscription rights issued to each stockholder;
- the extent to which such subscription rights are transferable;
- if applicable, a discussion of the material U.S. federal income tax considerations applicable to the issuance or exercise of such subscription rights;
- the date on which the right to exercise such subscription rights would commence, and the date on which such rights shall expire (subject to any extension);
- the extent to which such subscription rights include an over-subscription privilege with respect to unsubscribed securities;
- if applicable, the material terms of any standby underwriting or other purchase arrangement that we may enter into in connection with the subscription rights offering; and
- any other terms of such subscription rights, including terms, procedures and limitations relating to the exchange and exercise of such subscription rights.

### *Exercise of Subscription Rights*

Each subscription right would entitle the holder of the subscription right to purchase for cash such amount of shares of common stock or other securities at such exercise price as shall in each case be set forth in, or be determinable as set forth in, the prospectus supplement relating to the subscription rights offered thereby or another report filed with the SEC. Subscription rights may be exercised at any time up to the close of business on the expiration date for such subscription rights set forth in the applicable prospectus supplement. After the close of business on the expiration date, all unexercised subscription rights would become void.

Subscription rights may be exercised as set forth in the prospectus supplement relating to the subscription rights offered thereby. Upon receipt of payment and the subscription rights certificate properly completed and duly executed at the corporate trust office of the subscription rights agent or any other office indicated in the prospectus supplement, we will forward, as soon as practicable, the shares of common stock or other securities purchasable upon such exercise. We may determine to offer any unsubscribed offered securities directly to stockholders, persons other than stockholders, to or through agents, underwriters or dealers or through a combination of such methods, including pursuant to standby underwriting or other arrangements, as set forth in the applicable prospectus supplement.

## DESCRIPTION OF OUR DEBT SECURITIES

We currently have our Senior Secured Notes and Convertible Notes outstanding; however, we may issue additional debt securities in one or more series. The specific terms of each series of debt securities will be described in the particular prospectus supplement relating to that series. The prospectus supplement may or may not modify the general terms found in this prospectus and will be filed with the SEC. For a complete description of the terms of a particular series of debt securities, you should read both this prospectus and the prospectus supplement relating to that particular series. The description below is a summary with respect to future debt securities we may issue and not a summary of our Senior Secured Notes or Convertible Notes. See “The Company—Leverage” for a description of our Senior Secured Notes and Convertible Notes.

As required by federal law for all bonds and notes of companies that are publicly offered, the debt securities are governed by a document called an “indenture”. An indenture is a contract between us and The Bank of New York, a financial institution acting as trustee on your behalf, and is subject to and governed by the Trust Indenture Act of 1939, as amended. The trustee has two main roles. First, the trustee can enforce your rights against us if we default. There are some limitations on the extent to which the trustee acts on your behalf, described in the second paragraph under “Events of Default—Remedies if an Event of Default Occurs”. Second, the trustee performs certain administrative duties for us.

Because this section is a summary, it does not describe every aspect of the debt securities and the indenture. We urge you to read the indenture because it, and not this description, defines your rights as a holder of debt securities. For example, in this section, we use capitalized words to signify terms that are specifically defined in the indenture. Some of the definitions are repeated in this prospectus, but for the rest you will need to read the indenture. We have filed the form of the indenture with the SEC. See “Additional Information” for information on how to obtain a copy of the indenture.

The prospectus supplement, which will accompany this prospectus, will describe the particular series of debt securities being offered by including:

- the designation or title of the series of debt securities;
- the total principal amount of the series of debt securities;
- the percentage of the principal amount at which the series of debt securities will be offered;
- the date or dates on which principal will be payable;
- the rate or rates (which may be either fixed or variable) and/or the method of determining such rate or rates of interest, if any;
- the date or dates from which any interest will accrue, or the method of determining such date or dates, and the date or dates on which any interest will be payable;
- the terms for redemption, extension or early repayment, if any;
- the currencies in which the series of debt securities are issued and payable;
- whether the amount of payments of principal, premium or interest, if any, on a series of debt securities will be determined with reference to an index, formula or other method (which could be based on one or more currencies, commodities, equity indices or other indices) and how these amounts will be determined;
- the place or places, if any, other than or in addition to The City of New York, of payment, transfer, conversion and/or exchange of the debt securities;
- the denominations in which the offered debt securities will be issued;
- the provision for any sinking fund;



## [Table of Contents](#)

- any restrictive covenants;
- any Events of Default;
- whether the series of debt securities are issuable in certificated form;
- any provisions for defeasance or covenant defeasance;
- any special federal income tax implications, including, if applicable, federal income tax considerations relating to original issue discount;
- whether and under what circumstances we will pay additional amounts in respect of any tax, assessment or governmental charge and, if so, whether we will have the option to redeem the debt securities rather than pay the additional amounts (and the terms of this option);
- any provisions for convertibility or exchangeability of the debt securities into or for any other securities;
- whether the debt securities are subject to subordination and the terms of such subordination;
- the listing, if any, on a securities exchange; and
- any other terms.

The debt securities may be secured or unsecured obligations. Under the provisions of the 1940 Act, we are permitted, as a business development company, to issue debt only in amounts such that our asset coverage, as defined in the 1940 Act, equals at least 200% after each issuance of debt. Unless the prospectus supplement states otherwise, principal (and premium, if any) and interest, if any, will be paid by us in immediately available funds.

### **General**

The indenture provides that any debt securities proposed to be sold under this prospectus and the attached prospectus supplement (“offered debt securities”) and any debt securities issuable upon the exercise of warrants or upon conversion or exchange of other offered securities (“underlying debt securities”), may be issued under the indenture in one or more series.

For purposes of this prospectus, any reference to the payment of principal of or premium or interest, if any, on debt securities will include additional amounts if required by the terms of the debt securities.

The indenture does not limit the amount of debt securities that may be issued thereunder from time to time. Debt securities issued under the indenture, when a single trustee is acting for all debt securities issued under the indenture, are called the “indenture securities”. The indenture also provides that there may be more than one trustee thereunder, each with respect to one or more different series of indenture securities. See “Resignation of Trustee” below. At a time when two or more trustees are acting under the indenture, each with respect to only certain series, the term “indenture securities” means the one or more series of debt securities with respect to which each respective trustee is acting. In the event that there is more than one trustee under the indenture, the powers and trust obligations of each trustee described in this prospectus will extend only to the one or more series of indenture securities for which it is trustee. If two or more trustees are acting under the indenture, then the indenture securities for which each trustee is acting would be treated as if issued under separate indentures.

The indenture does not contain any provisions that give you protection in the event we issue a large amount of debt or we are acquired by another entity.

We refer you to the prospectus supplement for information with respect to any deletions from, modifications of or additions to the Events of Default or our covenants that are described below, including any addition of a covenant or other provision providing event risk or similar protection.

## [Table of Contents](#)

We have the ability to issue indenture securities with terms different from those of indenture securities previously issued and, without the consent of the holders thereof, to reopen a previous issue of a series of indenture securities and issue additional indenture securities of that series unless the reopening was restricted when that series was created.

### **Conversion and exchange**

If any debt securities are convertible into or exchangeable for other securities, the prospectus supplement will explain the terms and conditions of the conversion or exchange, including the conversion price or exchange ratio (or the calculation method), the conversion or exchange period (or how the period will be determined), if conversion or exchange will be mandatory or at the option of the holder or us, provisions for adjusting the conversion price or the exchange ratio and provisions affecting conversion or exchange in the event of the redemption of the underlying debt securities. These terms may also include provisions under which the number or amount of other securities to be received by the holders of the debt securities upon conversion or exchange would be calculated according to the market price of the other securities as of a time stated in the prospectus supplement.

### **Issuance of securities in registered form**

We may issue the debt securities in registered form, in which case we may issue them either in book-entry form only or in “certificated” form. Debt securities issued in book-entry form will be represented by global securities. We expect that we will usually issue debt securities in book-entry only form represented by global securities.

We also will have the option of issuing debt securities in non-registered form as bearer securities if we issue the securities outside the United States to non-U.S. persons. In that case, the prospectus supplement will set forth the mechanics for holding the bearer securities, including the procedures for receiving payments, for exchanging the bearer securities, including the procedures for receiving payments, for exchanging the bearer securities for registered securities of the same series, and for receiving notices. The prospectus supplement will also describe the requirements with respect to our maintenance of offices or agencies outside the United States and the applicable U.S. federal tax law requirements.

### *Book-Entry Holders*

We will issue registered debt securities in book-entry form only, unless we specify otherwise in the applicable prospectus supplement. This means debt securities will be represented by one or more global securities registered in the name of a depositary that will hold them on behalf of financial institutions that participate in the depositary’s book-entry system. These participating institutions, in turn, hold beneficial interests in the debt securities held by the depositary or its nominee. These institutions may hold these interests on behalf of themselves or customers.

Under the indenture, only the person in whose name a debt security is registered is recognized as the holder of that debt security. Consequently, for debt securities issued in book-entry form, we will recognize only the depositary as the holder of the debt securities and we will make all payments on the debt securities to the depositary. The depositary will then pass along the payments it receives to its participants, which in turn will pass the payments along to their customers who are the beneficial owners. The depositary and its participants do so under agreements they have made with one another or with their customers; they are not obligated to do so under the terms of the debt securities.

As a result, investors will not own debt securities directly. Instead, they will own beneficial interests in a global security, through a bank, broker or other financial institution that participates in the depositary’s book-entry system or holds an interest through a participant. As long as the debt securities are represented by one or more global securities, investors will be indirect holders, and not holders, of the debt securities.

## [Table of Contents](#)

### *Street Name Holders*

In the future, we may issue debt securities in certificated form or terminate a global security. In these cases, investors may choose to hold their debt securities in their own names or in “street name”. Debt securities held in street name are registered in the name of a bank, broker or other financial institution chosen by the investor, and the investor would hold a beneficial interest in those debt securities through the account he or she maintains at that institution.

For debt securities held in street name, we will recognize only the intermediary banks, brokers and other financial institutions in whose names the debt securities are registered as the holders of those debt securities and we will make all payments on those debt securities to them. These institutions will pass along the payments they receive to their customers who are the beneficial owners, but only because they agree to do so in their customer agreements or because they are legally required to do so. Investors who hold debt securities in street name will be indirect holders, and not holders, of the debt securities.

### *Legal Holders*

Our obligations, as well as the obligations of the applicable trustee and those of any third parties employed by us or the applicable trustee, run only to the legal holders of the debt securities. We do not have obligations to investors who hold beneficial interests in global securities, in street name or by any other indirect means. This will be the case whether an investor chooses to be an indirect holder of a debt security or has no choice because we are issuing the debt securities only in book-entry form.

For example, once we make a payment or give a notice to the holder, we have no further responsibility for the payment or notice even if that holder is required, under agreements with depository participants or customers or by law, to pass it along to the indirect holders but does not do so. Similarly, if we want to obtain the approval of the holders for any purpose (for example, to amend an indenture or to relieve us of the consequences of a default or of our obligation to comply with a particular provision of an indenture), we would seek the approval only from the holders, and not the indirect holders, of the debt securities. Whether and how the holders contact the indirect holders is up to the holders.

When we refer to you, we mean those who invest in the debt securities being offered by this prospectus, whether they are the holders or only indirect holders of those debt securities. When we refer to your debt securities, we mean the debt securities in which you hold a direct or indirect interest.

### *Special Considerations for Indirect Holders*

If you hold debt securities through a bank, broker or other financial institution, either in book-entry form or in street name, we urge you to check with that institution to find out:

- how it handles securities payments and notices,
- whether it imposes fees or charges,
- how it would handle a request for the holders’ consent, if ever required,
- whether and how you can instruct it to send you debt securities registered in your own name so you can be a holder, if that is permitted in the future for a particular series of debt securities,
- how it would exercise rights under the debt securities if there were a default or other event triggering the need for holders to act to protect their interests, and
- if the debt securities are in book-entry form, how the depository’s rules and procedures will affect these matters.

## Global securities

As noted above, we usually will issue debt securities as registered securities in book-entry form only. A global security represents one or any other number of individual debt securities. Generally, all debt securities represented by the same global securities will have the same terms.

Each debt security issued in book-entry form will be represented by a global security that we deposit with and register in the name of a financial institution or its nominee that we select. The financial institution that we select for this purpose is called the depository. Unless we specify otherwise in the applicable prospectus supplement, The Depository Trust Company, New York, New York, known as DTC, will be the depository for all debt securities issued in book-entry form.

A global security may not be transferred to or registered in the name of anyone other than the depository or its nominee, unless special termination situations arise. We describe those situations below under “Special Situations when a Global Security Will Be Terminated”. As a result of these arrangements, the depository, or its nominee, will be the sole registered owner and holder of all debt securities represented by a global security, and investors will be permitted to own only beneficial interests in a global security. Beneficial interests must be held by means of an account with a broker, bank or other financial institution that in turn has an account with the depository or with another institution that has an account with the depository. Thus, an investor whose security is represented by a global security will not be a holder of the debt security, but only an indirect holder of a beneficial interest in the global security.

### *Special Considerations for Global Securities*

As an indirect holder, an investor’s rights relating to a global security will be governed by the account rules of the investor’s financial institution and of the depository, as well as general laws relating to securities transfers. The depository that holds the global security will be considered the holder of the debt securities represented by the global security.

If debt securities are issued only in the form of a global security, an investor should be aware of the following:

- An investor cannot cause the debt securities to be registered in his or her name, and cannot obtain certificates for his or her interest in the debt securities, except in the special situations we describe below.
- An investor will be an indirect holder and must look to his or her own bank or broker for payments on the debt securities and protection of his or her legal rights relating to the debt securities, as we describe under “Issuance of securities in registered form” above.
- An investor may not be able to sell interests in the debt securities to some insurance companies and other institutions that are required by law to own their securities in non-book-entry form.
- An investor may not be able to pledge his or her interest in a global security in circumstances where certificates representing the debt securities must be delivered to the lender or other beneficiary of the pledge in order for the pledge to be effective.
- The depository’s policies, which may change from time to time, will govern payments, transfers, exchanges and other matters relating to an investor’s interest in a global security. We and the trustee have no responsibility for any aspect of the depository’s actions or for its records of ownership interests in a global security. We and the trustee also do not supervise the depository in any way.
- If we redeem less than all the debt securities of a particular series being redeemed, DTC’s practice is to determine by lot the amount to be redeemed from each of its participants holding that series.

## Table of Contents

- An investor is required to give notice of exercise of any option to elect repayment of its debt securities, through its participant, to the applicable trustee and to deliver the related debt securities by causing its participant to transfer its interest in those debt securities, on DTC's records, to the applicable trustee.
- DTC requires that those who purchase and sell interests in a global security deposited in its book-entry system use immediately available funds. Your broker or bank may also require you to use immediately available funds when purchasing or selling interests in a global security.
- Financial institutions that participate in the depository's book-entry system, and through which an investor holds its interest in a global security, may also have their own policies affecting payments, notices and other matters relating to the debt securities. There may be more than one financial intermediary in the chain of ownership for an investor. We do not monitor and are not responsible for the actions of any of those intermediaries.

### *Special Situations when a Global Security Will Be Terminated*

In a few special situations described below, a global security will be terminated and interests in it will be exchanged for certificates in non-book-entry form (certificated securities). After that exchange, the choice of whether to hold the certificated debt securities directly or in street name will be up to the investor. Investors must consult their own banks or brokers to find out how to have their interests in a global security transferred on termination to their own names, so that they will be holders. We have described the rights of holders and street name investors under "Issuance of securities in registered form" above.

The special situations for termination of a global security are as follows:

- if the depository notifies us that it is unwilling, unable or no longer qualified to continue as depository for that global security, and we are unable to appoint another institution to act as depository,
- if we notify the trustee that we wish to terminate that global security, or
- if an event of default has occurred with regard to the debt securities represented by that global security and has not been cured or waived; we discuss defaults later under "Events of default."

The prospectus supplement may list situations for terminating a global security that would apply only to the particular series of debt securities covered by the prospectus supplement. If a global security is terminated, only the depository, and not we or the applicable trustee, is responsible for deciding the names of the institutions in whose names the debt securities represented by the global security will be registered and, therefore, who will be the holders of those debt securities.

### **Payment and paying agents**

We will pay interest to the person listed in the applicable trustee's records as the owner of the debt security at the close of business on a particular day in advance of each due date for interest, even if that person no longer owns the debt security on the interest due date. That day, often about two weeks in advance of the interest due date, is called the "record date". Because we will pay all the interest for an interest period to the holders on the record date, holders buying and selling debt securities must work out between themselves the appropriate purchase price. The most common manner is to adjust the sales price of the debt securities to prorate interest fairly between buyer and seller based on their respective ownership periods within the particular interest period. This prorated interest amount is called "accrued interest".

### *Payments on Global Securities*

We will make payments on a global security in accordance with the applicable policies of the depository as in effect from time to time. Under those policies, we will make payments directly to the depository, or its

## [Table of Contents](#)

nominee, and not to any indirect holders who own beneficial interests in the global security. An indirect holder's right to those payments will be governed by the rules and practices of the depository and its participants, as described under "Global securities".

### *Payments on Certificated Securities*

We will make payments on a certificated debt security as follows. We will pay interest that is due on an interest payment date by check mailed on the interest payment date to the holder at his or her address shown on the trustee's records as of the close of business on the regular record date. We will make all payments of principal and premium, if any, by check at the office of the applicable trustee in New York, NY and/or at other offices that may be specified in the prospectus supplement or in a notice to holders against surrender of the debt security.

Alternatively, if the holder asks us to do so, we will pay any amount that becomes due on the debt security by wire transfer of immediately available funds to an account at a bank in New York City, on the due date. To request payment by wire, the holder must give the applicable trustee or other paying agent appropriate transfer instructions at least 15 business days before the requested wire payment is due. In the case of any interest payment due on an interest payment date, the instructions must be given by the person who is the holder on the relevant regular record date. Any wire instructions, once properly given, will remain in effect unless and until new instructions are given in the manner described above.

### *Payment When Offices Are Closed*

If any payment is due on a debt security on a day that is not a business day, we will make the payment on the next day that is a business day. Payments made on the next business day in this situation will be treated under the indenture as if they were made on the original due date, except as otherwise indicated in the attached prospectus supplement. Such payment will not result in a default under any debt security or the indenture, and no interest will accrue on the payment amount from the original due date to the next day that is a business day.

**Book-entry and other indirect holders should consult their banks or brokers for information on how they will receive payments on their debt securities.**

### **Events of default**

You will have rights if an Event of Default occurs in respect of the debt securities of your series and is not cured, as described later in this subsection.

The term "Event of Default" in respect of the debt securities of your series means any of the following:

- we do not pay the principal of, or any premium on, a debt security of the series on its due date.
- we do not pay interest on a debt security of the series within 30 days of its due date.
- we do not deposit any sinking fund payment in respect of debt securities of the series on its due date.
- we remain in breach of a covenant in respect of debt securities of the series for 60 days after we receive a written notice of default stating we are in breach. The notice must be sent by either the trustee or holders of at least 25% of the principal amount of debt securities of the series.
- we file for bankruptcy or certain other events of bankruptcy, insolvency or reorganization occur.
- any other Event of Default in respect of debt securities of the series described in the prospectus supplement occurs.
- An Event of Default for a particular series of debt securities does not necessarily constitute an Event of Default for any other series of debt securities issued under the same or any other indenture. The trustee may withhold notice to the holders of debt securities of any default, except in the payment of principal, premium or interest, if it considers the withholding of notice to be in the best interests of the holders.

## [Table of Contents](#)

### *Remedies if an Event of Default Occurs*

If an Event of Default has occurred and has not been cured, the trustee or the holders of at least 25% in principal amount of the debt securities of the affected series may declare the entire principal amount of all the debt securities of that series to be due and immediately payable. This is called a declaration of acceleration of maturity. A declaration of acceleration of maturity may be canceled by the holders of a majority in principal amount of the debt securities of the affected series.

Except in cases of default, where the trustee has some special duties, the trustee is not required to take any action under the indenture at the request of any holders unless the holders offer the trustee reasonable protection from expenses and liability (called an “indemnity”). If reasonable indemnity is provided, the holders of a majority in principal amount of the outstanding debt securities of the relevant series may direct the time, method and place of conducting any lawsuit or other formal legal action seeking any remedy available to the trustee. The trustee may refuse to follow those directions in certain circumstances. No delay or omission in exercising any right or remedy will be treated as a waiver of that right, remedy or Event of Default.

Before you are allowed to bypass your trustee and bring your own lawsuit or other formal legal action or take other steps to enforce your rights or protect your interests relating to the debt securities, the following must occur:

- You must give your trustee written notice that an Event of Default has occurred and remains uncured.
- The holders of at least 25% in principal amount of all outstanding debt securities of the relevant series must make a written request that the trustee take action because of the default and must offer reasonable indemnity to the trustee against the cost and other liabilities of taking that action.
- The trustee must not have taken action for 60 days after receipt of the above notice and offer of indemnity.
- The holders of a majority in principal amount of the debt securities must not have given the trustee a direction inconsistent with the above notice during that 60-day period.

However, you are entitled at any time to bring a lawsuit for the payment of money due on your debt securities on or after the due date.

Holders of a majority in principal amount of the debt securities of the affected series may waive any past defaults other than:

- the payment of principal, any premium or interest or
- in respect of a covenant that cannot be modified or amended without the consent of each holder.

**Book-entry and other indirect holders should consult their banks or brokers for information on how to give notice or direction to or make a request of the trustee and how to declare or cancel an acceleration of maturity.**

Each year, we will furnish to each trustee a written statement of certain of our officers certifying that to their knowledge we are in compliance with the indenture and the debt securities, or else specifying any default.

### **Merger or consolidation**

Under the terms of the indenture, we are generally permitted to consolidate or merge with another entity. We are also permitted to sell all or substantially all of our assets to another entity. However, we may not take any of these actions unless all the following conditions are met:

- Where we merge out of existence or sell our assets, the resulting entity must agree to be legally responsible for our obligations under the debt securities.
- The merger or sale of assets must not cause a default on the debt securities and we must not already be in default (unless the merger or sale would cure the default). For purposes of this

## [Table of Contents](#)

no-default test, a default would include an Event of Default that has occurred and has not been cured, as described under “Events of default” above. A default for this purpose would also include any event that would be an Event of Default if the requirements for giving us a notice of default or our default having to exist for a specific period of time were disregarded.

- Under the indenture, no merger or sale of assets may be made if as a result any of our property or assets or any property or assets of one of our subsidiaries, if any, would become subject to any mortgage, lien or other encumbrance unless either (i) the mortgage, lien or other encumbrance could be created pursuant to the limitation on liens covenant in the indenture without equally and ratably securing the indenture securities or (ii) the indenture securities are secured equally and ratably with or prior to the debt secured by the mortgage, lien or other encumbrance.
- We must deliver certain certificates and documents to the trustee.
- We must satisfy any other requirements specified in the prospectus supplement relating to a particular series of debt securities.

### **Modification or waiver**

There are three types of changes we can make to the indenture and the debt securities issued thereunder.

#### *Changes Requiring Your Approval*

First, there are changes that we cannot make to your debt securities without your specific approval. The following is a list of those types of changes:

- change the stated maturity of the principal of or interest on a debt security;
- reduce any amounts due on a debt security;
- reduce the amount of principal payable upon acceleration of the maturity of a security following a default;
- adversely affect any right of repayment at the holder’s option;
- change the place (except as otherwise described in the prospectus or prospectus supplement) or currency of payment on a debt security;
- impair your right to sue for payment;
- adversely affect any right to convert or exchange a debt security in accordance with its terms;
- modify the subordination provisions in the indenture in a manner that is adverse to holders of the debt securities;
- reduce the percentage of holders of debt securities whose consent is needed to modify or amend the indenture;
- reduce the percentage of holders of debt securities whose consent is needed to waive compliance with certain provisions of the indenture or to waive certain defaults;
- modify any other aspect of the provisions of the indenture dealing with supplemental indentures, modification and waiver of past defaults, changes to the quorum or voting requirements or the waiver of certain covenants; and
- change any obligation we have to pay additional amounts.

#### *Changes Not Requiring Approval*

The second type of change does not require any vote by the holders of the debt securities. This type is limited to clarifications and certain other changes that would not adversely affect holders of the outstanding debt



## [Table of Contents](#)

securities in any material respect. We also do not need any approval to make any change that affects only debt securities to be issued under the indenture after the change takes effect.

### *Changes Requiring Majority Approval*

Any other change to the indenture and the debt securities would require the following approval:

- If the change affects only one series of debt securities, it must be approved by the holders of a majority in principal amount of that series.
- If the change affects more than one series of debt securities issued under the same indenture, it must be approved by the holders of a majority in principal amount of all of the series affected by the change, with all affected series voting together as one class for this purpose.

In each case, the required approval must be given by written consent.

The holders of a majority in principal amount of all of the series of debt securities issued under an indenture, voting together as one class for this purpose, may waive our compliance with some of our covenants in that indenture. However, we cannot obtain a waiver of a payment default or of any of the matters covered by the bullet points included above under “—Changes Requiring Your Approval”.

### *Further Details Concerning Voting*

When taking a vote, we will use the following rules to decide how much principal to attribute to a debt security:

- For original issue discount securities, we will use the principal amount that would be due and payable on the voting date if the maturity of these debt securities were accelerated to that date because of a default.
- For debt securities whose principal amount is not known (for example, because it is based on an index), we will use a special rule for that debt security described in the prospectus supplement.
- For debt securities denominated in one or more foreign currencies, we will use the U.S. dollar equivalent.

Debt securities will not be considered outstanding, and therefore not eligible to vote, if we have deposited or set aside in trust money for their payment or redemption. Debt securities will also not be eligible to vote if they have been fully defeased as described later under “Defeasance—Full Defeasance”.

We will generally be entitled to set any day as a record date for the purpose of determining the holders of outstanding indenture securities that are entitled to vote or take other action under the indenture. If we set a record date for a vote or other action to be taken by holders of one or more series, that vote or action may be taken only by persons who are holders of outstanding indenture securities of those series on the record date and must be taken within eleven months following the record date.

**Book-entry and other indirect holders should consult their banks or brokers for information on how approval may be granted or denied if we seek to change the indenture or the debt securities or request a waiver.**

### **Defeasance**

The following provisions will be applicable to each series of debt securities unless we state in the applicable prospectus supplement that the provisions of covenant defeasance and full defeasance will not be applicable to that series.

## [Table of Contents](#)

### *Covenant Defeasance*

Under current United States federal tax law, we can make the deposit described below and be released from some of the restrictive covenants in the indenture under which the particular series was issued. This is called “covenant defeasance”. In that event, you would lose the protection of those restrictive covenants but would gain the protection of having money and government securities set aside in trust to repay your debt securities. If applicable, you also would be released from the subordination provisions described under “Indenture provisions—subordination” below. In order to achieve covenant defeasance, we must do the following:

- If the debt securities of the particular series are denominated in U.S. dollars, we must deposit in trust for the benefit of all holders of such debt securities a combination of money and United States government or United States government agency notes or bonds that will generate enough cash to make interest, principal and any other payments on the debt securities on their various due dates.
- We may be required to deliver to the trustee a legal opinion of our counsel confirming that, under current United States federal income tax law, we may make the above deposit without causing you to be taxed on the debt securities any differently than if we did not make the deposit and just repaid the debt securities ourselves at maturity.

We must deliver to the trustee a legal opinion of our counsel stating that the above deposit does not require registration by us under the 1940 Act and a legal opinion and officers’ certificate stating that all conditions precedent to covenant defeasance have been complied with.

If we accomplish covenant defeasance, you can still look to us for repayment of the debt securities if there were a shortfall in the trust deposit or the trustee is prevented from making payment. In fact, if one of the remaining Events of Default occurred (such as our bankruptcy) and the debt securities became immediately due and payable, there might be a shortfall. Depending on the event causing the default, you may not be able to obtain payment of the shortfall.

### *Full Defeasance*

If there is a change in United States federal tax law, as described below, we can legally release ourselves from all payment and other obligations on the debt securities of a particular series (called “full defeasance”) if we put in place the following other arrangements for you to be repaid:

- If the debt securities of the particular series are denominated in U.S. dollars, we must deposit in trust for the benefit of all holders of such debt securities a combination of money and United States government or United States government agency notes or bonds that will generate enough cash to make interest, principal and any other payments on the debt securities on their various due dates.
- We may be required to deliver to the trustee a legal opinion confirming that there has been a change in current United States federal tax law or an Internal Revenue Service ruling that allows us to make the above deposit without causing you to be taxed on the debt securities any differently than if we did not make the deposit and just repaid the debt securities ourselves at maturity. Under current United States federal tax law, the deposit and our legal release from the debt securities would be treated as though we paid you your share of the cash and notes or bonds at the time the cash and notes or bonds were deposited in trust in exchange for your debt securities and you would recognize gain or loss on the debt securities at the time of the deposit.
- We must deliver to the trustee a legal opinion of our counsel stating that the above deposit does not require registration by us under the 1940 Act and a legal opinion and officers’ certificate stating that all conditions precedent to defeasance have been complied with.

If we ever did accomplish full defeasance, as described above, you would have to rely solely on the trust deposit for repayment of the debt securities. You could not look to us for repayment in the unlikely event of any shortfall. Conversely, the trust deposit would most likely be protected from claims of our lenders and other

## [Table of Contents](#)

creditors if we ever became bankrupt or insolvent. If applicable, you would also be released from the subordination provisions described later under “Indenture provisions—subordination”.

### **Form, exchange and transfer of certificated registered securities**

If registered debt securities cease to be issued in book-entry form, they will be issued:

- only in fully registered certificated form,
- without interest coupons, and
- unless we indicate otherwise in the prospectus supplement, in denominations of \$1,000 and amounts that are multiples of \$1,000.

Holders may exchange their certificated securities for debt securities of smaller denominations or combined into fewer debt securities of larger denominations, as long as the total principal amount is not changed.

Holders may exchange or transfer their certificated securities at the office of their trustee. We have appointed the trustee to act as our agent for registering debt securities in the names of holders transferring debt securities. We may appoint another entity to perform these functions or perform them ourselves.

Holders will not be required to pay a service charge to transfer or exchange their certificated securities, but they may be required to pay any tax or other governmental charge associated with the transfer or exchange. The transfer or exchange will be made only if our transfer agent is satisfied with the holder’s proof of legal ownership.

If we have designated additional transfer agents for your debt security, they will be named in the prospectus supplement. We may appoint additional transfer agents or cancel the appointment of any particular transfer agent. We may also approve a change in the office through which any transfer agent acts.

If any certificated securities of a particular series are redeemable and we redeem less than all the debt securities of that series, we may block the transfer or exchange of those debt securities during the period beginning 15 days before the day we mail the notice of redemption and ending on the day of that mailing, in order to freeze the list of holders to prepare the mailing. We may also refuse to register transfers or exchanges of any certificated securities selected for redemption, except that we will continue to permit transfers and exchanges of the unredeemed portion of any debt security that will be partially redeemed.

If a registered debt security is issued in book-entry form, only the depository will be entitled to transfer and exchange the debt security as described in this subsection, since it will be the sole holder of the debt security.

### **Resignation of trustee**

Each trustee may resign or be removed with respect to one or more series of indenture securities provided that a successor trustee is appointed to act with respect to these series. In the event that two or more persons are acting as trustee with respect to different series of indenture securities under the indenture, each of the trustees will be a trustee of a trust separate and apart from the trust administered by any other trustee.

### **Indenture provisions—subordination**

Upon any distribution of our assets upon our dissolution, winding up, liquidation or reorganization, the payment of the principal of (and premium, if any) and interest, if any, on any indenture securities denominated as subordinated debt securities is to be subordinated to the extent provided in the indenture in right of payment to the prior payment in full of all Senior Indebtedness, but our obligation to you to make payment of the principal of (and premium, if any) and interest, if any, on such subordinated debt securities will not otherwise be affected. In

## [Table of Contents](#)

addition, no payment on account of principal (or premium, if any), sinking fund or interest, if any, may be made on such subordinated debt securities at any time unless full payment of all amounts due in respect of the principal (and premium, if any), sinking fund and interest on Senior Indebtedness has been made or duly provided for in money or money's worth.

In the event that, notwithstanding the foregoing, any payment by us is received by the trustee in respect of subordinated debt securities or by the holders of any of such subordinated debt securities before all Senior Indebtedness is paid in full, the payment or distribution must be paid over to the holders of the Senior Indebtedness or on their behalf for application to the payment of all the Senior Indebtedness remaining unpaid until all the Senior Indebtedness has been paid in full, after giving effect to any concurrent payment or distribution to the holders of the Senior Indebtedness. Subject to the payment in full of all Senior Indebtedness upon this distribution by us, the holders of such subordinated debt securities will be subrogated to the rights of the holders of the Senior Indebtedness to the extent of payments made to the holders of the Senior Indebtedness out of the distributive share of such subordinated debt securities.

By reason of this subordination, in the event of a distribution of our assets upon our insolvency, certain of our senior creditors may recover more, ratably, than holders of any subordinated debt securities. The indenture provides that these subordination provisions will not apply to money and securities held in trust under the defeasance provisions of the indenture.

Senior Indebtedness is defined in the indenture as the principal of (and premium, if any) and unpaid interest on:

- our indebtedness (including indebtedness of others guaranteed by us), whenever created, incurred, assumed or guaranteed, for money borrowed (other than indenture securities issued under the indenture and denominated as subordinated debt securities), unless in the instrument creating or evidencing the same or under which the same is outstanding it is provided that this indebtedness is not senior or prior in right of payment to the subordinated debt securities, and
- renewals, extensions, modifications and refinancings of any of this indebtedness.

If this prospectus is being delivered in connection with the offering of a series of indenture securities denominated as subordinated debt securities, the accompanying prospectus supplement will set forth the approximate amount of our Senior Indebtedness outstanding as of a recent date.

### **The trustee under the indenture**

The Bank of New York will serve as the trustee under the indenture. The Bank of New York is one of a number of banks with which we maintain ordinary banking relationships.

### **Certain considerations relating to foreign currencies**

Debt securities denominated or payable in foreign currencies may entail significant risks. These risks include the possibility of significant fluctuations in the foreign currency markets, the imposition or modification of foreign exchange controls and potential illiquidity in the secondary market. These risks will vary depending upon the currency or currencies involved and will be more fully described in the applicable prospectus supplement.

### **Book-entry securities**

DTC will act as securities depository for the debt securities. The debt securities will be issued as fully registered securities registered in the name of Cede & Co. (DTC's partnership nominee) or such other name as may be requested by an authorized representative of DTC. One fully-registered certificate will be issued for the debt securities, in the aggregate principal amount of such issue, and will be deposited with DTC.

## Table of Contents

DTC is a limited-purpose trust company organized under the New York Banking Law, a “banking organization” within the meaning of the New York Banking Law, a member of the Federal Reserve System, a “clearing corporation” within the meaning of the New York Uniform Commercial Code, and a “clearing agency” registered pursuant to the provisions of Section 17A of the Securities Exchange Act of 1934. DTC holds and provides asset servicing for over 2.2 million issues of U.S. and non-U.S. equity, corporate and municipal debt issues, and money market instruments from over 100 countries that DTC’s participants (“Direct Participants”) deposit with DTC. DTC also facilitates the post-trade settlement among Direct Participants of sales and other securities transactions in deposited securities through electronic computerized book-entry transfers and pledges between Direct Participants’ accounts. This eliminates the need for physical movement of securities certificates. Direct Participants include both U.S. and non-U.S. securities brokers and dealers, banks, trust companies, clearing corporations, and certain other organizations. DTC is a wholly-owned subsidiary of The Depository Trust & Clearing Corporation (“DTCC”).

DTCC, in turn, is owned by a number of Direct Participants of DTC and Members of the National Securities Clearing Corporation, Fixed Income Clearing Corporation, and Emerging Markets Clearing Corporation (NSCC, FICC, and EMCC, also subsidiaries of DTCC), as well as by the New York Stock Exchange, Inc., the American Stock Exchange LLC, and the Financial Industry Regulatory Authority. Access to the DTC system is also available to others such as both U.S. and non-U.S. securities brokers and dealers, banks, trust companies, and clearing corporations that clear through or maintain a custodial relationship with a Direct Participant, either directly or indirectly (“Indirect Participants”). DTC has Standard & Poor’s highest rating: AAA. The DTC Rules applicable to its Participants are on file with the Securities and Exchange Commission. More information about DTC can be found at [www.dtcc.com](http://www.dtcc.com) and [www.dtc.org](http://www.dtc.org).

Purchases of debt securities under the DTC system must be made by or through Direct Participants, which will receive a credit for the debt securities on DTC’s records. The ownership interest of each actual purchaser of each security (“Beneficial Owner”) is in turn to be recorded on the Direct and Indirect Participants’ records. Beneficial Owners will not receive written confirmation from DTC of their purchase. Beneficial Owners are, however, expected to receive written confirmations providing details of the transaction, as well as periodic statements of their holdings, from the Direct or Indirect Participant through which the Beneficial Owner entered into the transaction. Transfers of ownership interests in the debt securities are to be accomplished by entries made on the books of Direct and Indirect Participants acting on behalf of Beneficial Owners. Beneficial Owners will not receive certificates representing their ownership interests in debt securities, except in the event that use of the book-entry system for the debt securities is discontinued.

To facilitate subsequent transfers, all debt securities deposited by Direct Participants with DTC are registered in the name of DTC’s partnership nominee, Cede & Co. or such other name as may be requested by an authorized representative of DTC. The deposit of debt securities with DTC and their registration in the name of Cede & Co. or such other nominee do not effect any change in beneficial ownership. DTC has no knowledge of the actual Beneficial Owners of the debt securities; DTC’s records reflect only the identity of the Direct Participants to whose accounts such debt securities are credited, which may or may not be the Beneficial Owners. The Direct and Indirect Participants will remain responsible for keeping account of their holdings on behalf of their customers.

Conveyance of notices and other communications by DTC to Direct Participants, by Direct Participants to Indirect Participants, and by Direct Participants and Indirect Participants to Beneficial Owners will be governed by arrangements among them, subject to any statutory or regulatory requirements as may be in effect from time to time.

Redemption notices shall be sent to DTC. If less than all of the debt securities within an issue are being redeemed, DTC’s practice is to determine by lot the amount of the interest of each Direct Participant in such issue to be redeemed.

## [Table of Contents](#)

Neither DTC nor Cede & Co. (nor such other DTC nominee) will consent or vote with respect to the debt securities unless authorized by a Direct Participant in accordance with DTC's Procedures. Under its usual procedures, DTC mails an Omnibus Proxy to us as soon as possible after the record date. The Omnibus Proxy assigns Cede & Co.'s consenting or voting rights to those Direct Participants to whose accounts the debt securities are credited on the record date (identified in a listing attached to the Omnibus Proxy).

Redemption proceeds, distributions, and dividend payments on the debt securities will be made to Cede & Co., or such other nominee as may be requested by an authorized representative of DTC. DTC's practice is to credit Direct Participants' accounts, upon DTC's receipt of funds and corresponding detail information from us or the trustee on the payment date in accordance with their respective holdings shown on DTC's records. Payments by Participants to Beneficial Owners will be governed by standing instructions and customary practices, as is the case with securities held for the accounts of customers in bearer form or registered in "street name," and will be the responsibility of such Participant and not of DTC nor its nominee, the trustee, or us, subject to any statutory or regulatory requirements as may be in effect from time to time. Payment of redemption proceeds, distributions, and dividend payments to Cede & Co. (or such other nominee as may be requested by an authorized representative of DTC) is the responsibility of the trustee, but disbursement of such payments to Direct Participants will be the responsibility of DTC, and disbursement of such payments to the Beneficial Owners will be the responsibility of Direct and Indirect Participants.

DTC may discontinue providing its services as securities depository with respect to the debt securities at any time by giving reasonable notice to us or to the trustee. Under such circumstances, in the event that a successor securities depository is not obtained, certificates are required to be printed and delivered. We may decide to discontinue use of the system of book-entry-only transfers through DTC (or a successor securities depository). In that event, certificates will be printed and delivered to DTC.

The information in this section concerning DTC and DTC's book-entry system has been obtained from sources that we believe to be reliable, but we take no responsibility for the accuracy thereof.

## DESCRIPTION OF OUR UNITS

The following is a general description of the terms of the units we may issue from time to time. Particular terms of any units we offer will be described in the prospectus supplement relating to such units. For a complete description of the terms of particular units, you should read both this prospectus and the prospectus supplement relating to those particular units.

We may issue units comprised of one or more of the other securities described in this prospectus in any combination. Each unit may also include debt obligations of third parties, such as U.S. Treasury securities. Each unit will be issued so that the holder of the unit is also the holder of each security included in the unit. Thus, the holder of a unit will have the rights and obligations of a holder of each included security.

A prospectus supplement will describe the particular terms of any series of units we may issue, including the following:

- the designation and terms of the units and of the securities comprising the units, including whether and under what circumstances the securities comprising the units may be held or transferred separately;
- a description of the terms of any unit agreement governing the units;
- a description of the provisions for the payment, settlement, transfer or exchange of the units; and
- whether the units will be issued in fully registered or global form.

## REGULATION

We are a BDC under the 1940 Act. The 1940 Act contains prohibitions and restrictions relating to transactions between BDCs and their affiliates (including any investment advisers or sub-advisors), principal underwriters and affiliates of those affiliates or underwriters and requires that a majority of the directors be persons other than “interested persons,” as that term is defined in the 1940 Act. In addition, the 1940 Act provides that we may not change the nature of our business so as to cease to be, or to withdraw our election as, a BDC unless approved by a majority of our outstanding voting securities.

We may invest up to 100% of our assets in securities acquired directly from issuers in privately negotiated transactions. With respect to such securities, we may, for the purpose of public resale, be deemed an “underwriter” as that term is defined in the Securities Act of 1933. We may purchase or otherwise receive warrants to purchase the common stock of our portfolio companies in connection with acquisition financing or other investment. Similarly, in connection with an acquisition, we may acquire rights to require the issuers of acquired securities or their affiliates to repurchase them under certain circumstances. We also do not intend to acquire securities issued by any investment company that exceed the limits imposed by the 1940 Act. Under these limits, except for registered money market funds we generally cannot acquire more than 3% of the voting stock of any investment company, invest more than 5% of the value of our total assets in the securities of one investment company or invest more than 10% of the value of our total assets in the securities of more than one investment company. With regard to that portion of our portfolio invested in securities issued by investment companies, it should be noted that such investments might subject our stockholders to additional expenses. None of these policies are fundamental and may be changed without stockholder approval.

### Qualifying assets

Under the 1940 Act, a BDC may not acquire any asset other than assets of the type listed in section 55(a) of the 1940 Act, which are referred to as qualifying assets, unless, at the time the acquisition is made, qualifying assets represent at least 70% of the company’s total assets. The principal categories of qualifying assets relevant to our proposed business are the following:

- Securities purchased in transactions not involving any public offering from the issuer of such securities, which issuer (subject to certain limited exceptions) is an eligible portfolio company, or from any person who is, or has been during the preceding 13 months, an affiliated person of an eligible portfolio company, or from any other person, subject to such rules as may be prescribed by the SEC. An eligible portfolio company is defined in the 1940 Act as any issuer which:
  - is organized under the laws of, and has its principal place of business in, the United States;
  - is not an investment company (other than a small business investment company wholly owned by the BDC) or a company that would be an investment company but for certain exclusions under the 1940 Act; and
  - satisfies any of the following:
    - does not have any class of securities listed on a national securities exchange or has any class of securities listed on a national securities exchange but has an aggregate market value of outstanding equity of less than \$250 million;
    - is controlled by a BDC or a group of companies including a BDC, the BDC actually exercises a controlling influence over the management or policies of the eligible portfolio company, and, as a result thereof, the BDC has an affiliated person who is a director of the eligible portfolio company; or
    - is a small and solvent company having total assets of not more than \$4 million and capital surplus of not less than \$2 million.



## [Table of Contents](#)

- Securities of any eligible portfolio company which we control.
- Securities purchased in a private transaction from a U.S. issuer that is not an investment company or from an affiliated person of the issuer, or in transactions incident thereto, if the issuer is in bankruptcy and subject to reorganization or if the issuer, immediately prior to the purchase of its securities was unable to meet its obligations as they came due without material assistance other than conventional lending or financing arrangements.
- Securities of an eligible portfolio company purchased from any person in a private transaction if there is no ready market for such securities and we already own 60% of the outstanding equity of the eligible portfolio company.
- Securities received in exchange for or distributed on or with respect to securities described above, or pursuant to the exercise of warrants or rights relating to such securities.
- Cash, cash equivalents, U.S. Government securities or high-quality debt securities maturing in one year or less from the time of investment.

### **Managerial assistance to portfolio companies**

In addition, a BDC must have been organized and have its principal place of business in the United States and must be operated for the purpose of making investments in the types of securities described in “Regulation—Qualifying assets” above. However, in order to count portfolio securities as qualifying assets for the purpose of the 70% test, the BDC must either control the issuer of the securities or must offer to make available to the issuer of the securities significant managerial assistance; except that, where the BDC purchases such securities in conjunction with one or more other persons acting together, one of the other persons in the group may make available such managerial assistance. Making available managerial assistance means, among other things, any arrangement whereby the BDC, through its directors, officers or employees, offers to provide, and, if accepted, does so provide, significant guidance and counsel concerning the management, operations or business objectives and policies of a portfolio company.

### **Temporary investments**

Pending investment in other types of “qualifying assets,” as described above, our investments may consist of cash, cash equivalents, U.S. Government securities or high-quality debt securities maturing in one year or less from the time of investment, which we refer to, collectively, as temporary investments, so that 70% of our assets are qualifying assets. Typically, we will invest in highly rated commercial paper, U.S. Government agency notes, U.S. Treasury bills or in repurchase agreements, provided that such agreements are fully collateralized by cash or securities issued by the U.S. Government or its agencies. A repurchase agreement involves the purchase by an investor, such as us, of a specified security and the simultaneous agreement by the seller to repurchase it at an agreed-upon future date and at a price which is greater than the purchase price by an amount that reflects an agreed-upon interest rate. There is no percentage restriction on the proportion of our assets that may be invested in such repurchase agreements. However, if more than 25% of our total assets constitute repurchase agreements from a single counterparty, we would not meet certain diversification tests in order to qualify as a RIC for federal income tax purposes. Thus, we do not intend to enter into repurchase agreements with a single counterparty in excess of this limit. Our Advisor will monitor the creditworthiness of the counterparties with which we enter into repurchase agreement transactions.

### **Senior securities**

We are permitted, under specified conditions, to issue multiple classes of indebtedness and one class of stock senior to our common stock if our asset coverage, as defined in the 1940 Act, is at least equal to 200% immediately after each such issuance. In addition, while any senior securities remain outstanding, we must make provisions to prohibit any distribution to our stockholders or the repurchase of such securities or shares unless we meet the applicable asset coverage ratios at the time of the distribution or repurchase. We may also borrow

## [Table of Contents](#)

amounts up to 5% of the value of our total assets for temporary or emergency purposes without regard to asset coverage. For a discussion of the risks associated with leverage, see “Risks—Risks related to our operations as a BDC.”

### **Code of ethics**

We and the Advisor have each adopted a code of ethics pursuant to Rule 17j-1 under the 1940 Act that establishes procedures for personal investments and restricts certain personal securities transactions. Personnel subject to each code may invest in securities for their personal investment accounts, including securities that may be purchased or held by us, so long as such investments are made in accordance with the code’s requirements. You may read and copy each code of ethics at the SEC’s Public Reference Room in Washington, D.C. You may obtain information on the operation of the Public Reference Room by calling the SEC at (202) 551-8090. In addition, each code of ethics is attached as an exhibit to the registration statement of which this prospectus is a part, and is available on the EDGAR Database on the SEC’s Internet site at <http://www.sec.gov>. You may also obtain copies of each code of ethics, after paying a duplicating fee, by electronic request at the following e-mail address: [publicinfo@sec.gov](mailto:publicinfo@sec.gov), or by writing the SEC’s Public Reference Section, 100 F Street, N.E., Washington, D.C. 20549.

### **Proxy voting policies and procedures**

We have delegated our proxy voting responsibility to the Advisor. The Proxy Voting Policies and Procedures of the Advisor are set forth below. The guidelines are reviewed periodically by the Advisor and our independent directors, and, accordingly, are subject to change.

#### ***Introduction***

As an investment adviser registered under the Advisers Act, the Advisor has a fiduciary duty to act solely in our best interests and in the best interests of our stockholders. As part of this duty, the Advisor recognizes that it must vote client securities in a timely manner free of conflicts of interest and in our best interests and the best interests of our stockholders. The Advisor’s Proxy Voting Policies and Procedures have been formulated to ensure decision-making consistent with these fiduciary duties.

These policies and procedures for voting proxies for our investment advisory clients are intended to comply with Section 206 of, and Rule 206(4)-6 under, the Advisers Act.

#### ***Proxy policies***

The Advisor evaluates routine proxy matters, such as proxy proposals, amendments or resolutions on a case-by-case basis. Routine matters are typically proposed by management and the Advisor will normally support such matters so long as they do not measurably change the structure, management control, or operation of the corporation and are consistent with industry standards as well as the corporate laws of the state of incorporation.

The Advisor also evaluates non-routine matters on a case-by-case basis. Non-routine proposals concerning social issues are typically proposed by stockholders who believe that the corporation’s internally adopted policies are ill-advised or misguided. If the Advisor has determined that management is generally socially responsible, the Advisor will generally vote against these types of non-routine proposals. Non-routine proposals concerning financial or corporate issues are usually offered by management and seek to change a corporation’s legal, business or financial structure. The Advisor will generally vote in favor of such proposals provided the position of current stockholders is preserved or enhanced. Non-routine proposals concerning stockholder rights are made regularly by both management and stockholders. They can be generalized as involving issues that transfer or realign board or stockholder voting power. The Advisor typically would oppose any proposal aimed solely at thwarting potential takeovers by requiring, for example, super-majority approval. At the same time, the Advisor believes stability and continuity promote profitability. The Advisor’s guidelines in this area seek a middle road and individual proposals will be carefully assessed in the context of their particular circumstances.

## [Table of Contents](#)

The Advisor, through the Administrator's operations group, has engaged a third-party service provider to assist it in the voting of proxies. This third-party service provider makes recommendations to the Advisor, based on its guidelines, as to how our votes should be cast. These recommendations are then reviewed by the Advisor's employees, one of whom must approve the proxy vote in writing and return such written approval to the Administrator's operations group. The Advisor recognizes that it must vote client securities in a timely manner free of conflicts of interest and in the best interests of our stockholders. If there is any possibility that a vote may involve a material conflict of interest, prior to approving such vote, the Advisor must consult with its chief compliance officer to determine whether the potential conflict is material and if so, the appropriate method to resolve such conflict. If the conflict is determined not to be material, the Advisor's employees shall vote the proxy in accordance with the Advisor's proxy voting policy.

### ***Proxy voting records***

You may obtain information about how we voted proxies by making a written request for proxy voting information to:

Chief Compliance Officer  
BlackRock Capital Investment Corporation  
40 East 52<sup>nd</sup> Street  
New York, NY 10022

### **Other**

We have elected to be taxed as a RIC under Subchapter M of the Code. To maintain our RIC status and obtain favorable RIC tax treatment, we must meet certain requirements including source of income, asset diversification and distribution requirements. See "Material U.S. Federal Tax Matters."

We may be prohibited under the 1940 Act from knowingly participating in certain transactions with our affiliates without the prior approval of our Board of Directors who are not interested persons and, in some cases, prior approval by the SEC.

We will be periodically examined by the SEC for compliance with the 1940 Act.

We are required to provide and maintain a bond issued by a reputable fidelity insurance company to protect us against larceny and embezzlement. Furthermore, as a BDC, we are prohibited from protecting any director or officer against any liability to us or our stockholders arising from willful misfeasance, bad faith, gross negligence or reckless disregard of the duties involved in the conduct of such person's office.

We and the Advisor have adopted and implemented written policies and procedures reasonably designed to prevent violation of the federal securities laws, reviewed these policies and procedures annually for their adequacy and the effectiveness of their implementation, and designated a chief compliance officer to be responsible for administering the policies and procedures.

### **Compliance with the Sarbanes-Oxley Act of 2002 and The NASDAQ Global Select Market Corporate Governance Regulations**

The Sarbanes-Oxley Act of 2002 imposes a wide variety of regulatory requirements on publicly-held companies and their insiders. Many of these requirements affect us. The Sarbanes-Oxley Act has required us to review our policies and procedures to determine whether we comply with the Sarbanes-Oxley Act and the regulations promulgated thereunder. We will continue to monitor our compliance with all future regulations that are adopted under the Sarbanes-Oxley Act and will take actions necessary to ensure that we are in compliance therewith.

---

[Table of Contents](#)

In addition, The NASDAQ Global Select Market has adopted or is in the process of adopting corporate governance changes to its listing standards. We believe we are in compliance with such corporate governance listing standards. We will continue to monitor our compliance with all future listing standards and will take actions necessary to ensure that we are in compliance therewith.

## **BROKERAGE ALLOCATIONS AND OTHER PRACTICES**

Since we generally acquire and dispose of our investments in privately negotiated transactions, we infrequently use brokers in the normal course of our business. Subject to policies established by our Board of Directors, the Advisor is primarily responsible for the execution of the publicly traded securities portion of our portfolio transactions and the allocation of brokerage commissions. The Advisor does not execute transactions through any particular broker or dealer, but seeks to obtain the best net results for us, taking into account such factors as price (including the applicable brokerage commission or dealer spread), size of order, difficulty of execution, and operational facilities of the firm and the firm's risk and skill in positioning blocks of securities. While the Advisor generally seeks reasonably competitive trade execution costs, we will not necessarily pay the lowest spread or commission available. Subject to applicable legal requirements, the Advisor may select a broker based partly on brokerage or research services provided to the Advisor and us and any other clients. In return for such services, we may pay a higher commission than other brokers would charge if the Advisor determines in good faith that such commission is reasonable in relation to the services provided.

## MATERIAL U.S. FEDERAL TAX MATTERS

The following discussion is a general summary of the material U.S. Federal income tax considerations applicable to us and to an investment in shares of our common stock. This discussion does not purport to deal with all of the U.S. federal income tax consequences applicable to us, or which may be important to particular stockholders in light of their individual investment circumstances or to some types of stockholders subject to special tax rules, such as stockholders subject to the alternative minimum tax, financial institutions, broker-dealers, insurance companies, pension plans and trusts, tax-exempt organizations, partnerships or other pass-through entities, U.S. stockholders (as defined below) whose financial currency is not the U.S. dollar, persons who mark-to-market our shares and persons holding our common shares as part of a “hedge”, “straddle”, “conversion” or other integrated transaction, persons engaged in a trade or business in the United States or persons who have ceased to be U.S. citizens or to be taxed as resident aliens. This discussion assumes that investors hold our common shares as capital assets for U.S. federal income tax purposes (generally, assets held for investment). The discussion is based upon the Code, Treasury regulations, and administrative and judicial interpretations, each as of the date of this prospectus and all of which are subject to change, possibly retroactively, which could affect the continuing validity of this discussion. This summary does not discuss any aspects of U.S. estate or gift tax or foreign, state or local tax. It does not discuss the special treatment under U.S. Federal income tax laws that could result if we invested in tax-exempt securities or certain other investment assets. It also does not discuss the tax aspects of common or preferred stock sold in units with the other securities being registered.

This summary does not discuss the consequences of an investment in our preferred stock, debt securities, warrants representing rights to purchase shares of our preferred stock, common stock or debt securities, subscription rights, or as units in combination with such securities. The U.S. federal income tax consequences of such an investment will be discussed in a relevant prospectus supplement.

For purposes of this discussion, a “U.S. stockholder” (or in this section, a “stockholder”) is a beneficial holder of shares of our common stock that is for U.S. federal income tax purposes (1) a person who is a citizen or individual resident of the United States, (2) a corporation (or other entity taxable as a corporation for U.S. federal income tax purposes) created or organized in or under the laws of the United States or any state thereof or the District of Columbia, (3) an estate whose income is subject to U.S. federal income tax regardless of its source, or (4) a trust if (a) a U.S. court is able to exercise primary supervision over the trust’s administration and one or more U.S. persons are authorized to control all substantial decisions of the trust or (b) the trust has in effect a valid election to be treated as a domestic trust for U.S. federal income tax purposes. A “non-U.S. stockholder” is a beneficial owner of shares of our common stock that is not a partnership and is not a U.S. stockholder.

If a partnership or other entity treated as a partnership for U.S. federal income tax purposes holds the shares of our common stock, the tax treatment of the partnership and each partner generally will depend on status of the partner and the activities of the partnership. A prospective stockholder that is a partner of a partnership holding shares of our common stock should consult its tax advisors with respect to the purchase, ownership and disposition of shares of our common stock.

**Tax matters are very complicated and the tax consequences to an investor of an investment in our shares will depend on the facts of his, her or its particular situation. We encourage investors to consult their independent tax advisors regarding the specific consequences of such an investment, including tax reporting requirements, the applicability of federal, state, local and foreign tax laws, eligibility for the benefits of any applicable tax treaty and the effect of any possible changes in the tax laws.**

### **Taxation of the Company as a RIC**

We intend to qualify each year to be taxed as a RIC under Subchapter M of the Code. To continue to qualify as a RIC, we must, among other things, (a) qualify to be treated as a business development company or be registered as a management investment company under the 1940 Act at all times during each taxable year,

## [Table of Contents](#)

(b) derive in each taxable year at least 90 percent of our gross income (including tax-exempt interest) from dividends, interest, payments with respect to certain securities loans, gains from the sale or other disposition of stock, securities or foreign currencies, other income (including but not limited to gain from options, futures and forward contracts) derived with respect to our business of investing in stock, securities or currencies, or net income derived from an interest in a “qualified publicly traded partnership” (a “QPTP”); and (c) diversify our holdings so that, at the end of each fiscal quarter (i) at least 50 percent of the market value of our total assets is represented by cash and cash items, U.S. Government securities, the securities of other regulated investment companies and other securities, with other securities limited, in respect of any one issuer, to an amount not greater than 5 percent of the value of our total assets and not more than 10 percent of the outstanding voting securities of such issuer (subject to the exception described below), and (ii) not more than 25 percent of the market value of our total assets is invested in the securities of any issuer (other than U.S. Government securities and the securities of other regulated investment companies), the securities of any two or more issuers that we control and that are determined to be engaged in the same business or similar or related trades or businesses, or the securities of one or more QPTPs.

In the case of a RIC that furnishes capital to development corporations, there is an exception to the rule relating to the diversification of investments described above. This exception is available only to registered management investment companies that the SEC determines to be principally engaged in the furnishing of capital to other corporations that are principally engaged in the development or exploitation of inventions, technological improvements, new processes, or products not previously generally available (“SEC Certification”). We have not yet received SEC Certification, but it is possible that we will receive SEC Certification in future years. If we receive SEC Certification, we generally will be entitled to include in the computation of the 50 percent value of our assets (described in (c)(i) above) the value of any securities of an issuer, whether or not we own more than 10 percent of the outstanding voting securities of the issuer, if the basis of the securities, when added to our basis of any other securities of the issuer that we own, does not exceed 5 percent of the value of our total assets.

As a RIC, in any fiscal year with respect to which we distribute at least 90 percent of the sum of our (i) investment company taxable income (which includes, among other items, dividends, interest, the excess of any net realized short-term capital gains over net realized long-term capital losses and other taxable income (other than any net capital gain), reduced by deductible expenses) determined without regard to the deduction for dividends paid and (ii) net tax exempt interest (which is the excess of our gross tax exempt interest income over certain disallowed deductions) (the “Annual Distribution Requirement”), we (but not our stockholders) generally will not be subject to U.S. federal income tax on our investment company taxable income and net capital gains that we timely distribute to our stockholders. To the extent that we retain any investment company taxable income or net capital gain (as described below) for investment, we will be subject to U.S. federal income tax. We may choose to retain our net capital gains for investment and pay the associated federal corporate income tax.

Although we do not presently expect to do so, we are authorized to borrow funds and to sell assets in order to satisfy the Annual Distribution Requirement. However, under the 1940 Act, we are not permitted to make distributions to our stockholders while our debt obligations and other senior securities are outstanding unless certain “asset coverage” tests are met. See “Regulation—Senior securities.” Moreover, our ability to dispose of assets to meet the Annual Distribution Requirements may be limited by (1) the illiquid nature of our portfolio and/or (2) other requirements relating to our status as a RIC, including the diversification tests discussed above. If we dispose of assets in order to meet the Annual Distribution Requirement or the Excise Tax Avoidance Requirement (as discussed below), we may make such dispositions at times that, from an investment standpoint, are not advantageous.

Amounts not distributed on a timely basis in accordance with a calendar year distribution requirement are subject to a nondeductible 4 percent excise tax payable by us (the “Excise Tax Avoidance Requirement”). To avoid this tax, we must distribute during each calendar year an amount equal to at least the sum of:

- (1) 98 percent of our ordinary income (not taking into account any capital gains or losses) for the calendar year;

## [Table of Contents](#)

(2) 98.2 percent of our capital gains in excess of our capital losses (adjusted for certain ordinary losses) for a one-year period generally ending on October 31 of the calendar year (unless an election is made by us to use our fiscal year); and

(3) any undistributed amounts from previous years on which we paid no U.S. federal income tax.

While we intend to distribute any income and capital gains in the manner necessary to minimize imposition of the 4 percent excise tax, sufficient amounts of our taxable income and capital gains may not be distributed to avoid entirely the imposition of the tax. In that event, we will be liable for the tax only on the amount by which we do not meet the foregoing distribution requirement.

If, in any particular taxable year, we do not qualify as a RIC or do not satisfy the Annual Distribution Requirement, all of our taxable income (including our net capital gains) will be subject to tax at regular corporate rates without any deduction for distributions to stockholders, and distributions will be taxable to the stockholders as ordinary dividends to the extent of our current and accumulated earnings and profits. In the case of non-corporate stockholders, such distributions would generally be eligible for the reduced maximum rate applicable to "qualified dividend income", provided certain holding period and other requirements are met. Subject to certain limitations under the Code, corporate distributees would be eligible for the dividends-received deduction. To qualify again to be taxed as a RIC in a subsequent year, we would be required to distribute to our stockholders our accumulated earnings and profits attributable to non-RIC years. In addition, if we failed to qualify as a RIC for a period greater than two taxable years, then, in order to qualify as a RIC in a subsequent year, we would be required to elect to recognize and pay tax on any net built-in gain (the excess of aggregate gain, including items of income, over aggregate loss that would have been realized if we had been liquidated) or, alternatively, be subject to taxation on such built-in gain recognized for a period of ten years.

We may decide to be taxed as a corporation even if we would otherwise qualify as a RIC.

### **Company investments**

We may make certain investments that would subject us to special provisions of the Code that may, among other things, defer or disallow the use of certain deductions or losses or affect the holding period of securities held by us or the character of the gains or losses realized by us. These provisions may also require that we recognize income or gain without receiving cash with which to make distributions. In particular, we may recognize original issue discount if we acquire zero coupon securities, deferred interest securities or certain other securities, or if we receive warrants in connection with the making of a loan or possibly in other circumstances. Such original issue discount, which could but is not expected to be significant relative to our overall investment activities, generally will be included in income in the taxable year of accrual and before we receive any corresponding cash payments. We also may be required to include in income certain other amounts that we will not receive in cash.

Since in certain circumstances we may recognize income before or without receiving cash representing such income, we may have difficulty making distributions in the amounts necessary to satisfy the requirements for maintaining favorable RIC treatment and for avoiding income and excise taxes. Accordingly, we may have to sell some of our investments at times we would not consider advantageous, raise additional debt or equity capital or reduce new investment originations to meet these distribution requirements. If we are not able to obtain cash from other sources, we may fail to qualify for favorable RIC treatment and thereby be subject to corporate-level income tax.

In the event we invest in foreign securities, we may be subject to withholding and other foreign taxes with respect to those securities. We do not expect to satisfy the requirement to pass through to our stockholders their share of the foreign taxes paid by us.

The remainder of this discussion assumes that we qualify as a RIC and have satisfied the Annual Distribution Requirement.



## **Taxation of U.S. stockholders**

Distributions we pay to you from our ordinary income or from an excess of net short-term capital gains over net long-term capital losses (together referred to hereinafter as “ordinary income dividends”) are taxable to you as ordinary income to the extent of our current or accumulated earnings and profits, whether paid in cash or reinvested in additional common stock through our dividend reinvestment plan. Due to our expected investments, in general, distributions will not be eligible for the dividends received deduction allowed to corporate stockholders and will not qualify for the reduced rate of tax for qualified dividend income allowed to individuals. Distributions made to you from our net capital gain (which is the excess of net long-term capital gains over net short-term capital losses) (“capital gain dividends”), including capital gain dividends credited to you but retained by us, are taxable to you as long-term capital gains (currently at a reduced maximum rate in the case of individuals, trusts or estates), regardless of the length of time you have owned our shares, and regardless of whether paid in cash or reinvested in additional common stock through our dividend reinvestment plan. Distributions in excess of our earnings and profits will first reduce the adjusted tax basis of your shares and, after the adjusted tax basis is reduced to zero, will constitute capital gains to you (assuming the shares are held as a capital asset).

In the event that we retain any net capital gain, we may designate the retained amounts as undistributed capital gains in a notice to our stockholders. If a designation is made, stockholders would include in income, as long-term capital gains, their proportionate share of the undistributed amounts, but would be allowed a credit or refund, as the case may be, for their proportionate share of the corporate tax paid by us. In addition, the tax basis of shares owned by a stockholder would be increased by an amount equal to the difference between (i) the amount included in the stockholder’s income as long-term capital gains and (ii) the stockholder’s proportionate share of the corporate tax paid by us.

For purposes of determining (1) whether the Annual Distribution Requirement is satisfied for any year and (2) the amount of capital gain dividends paid for that year, we may, under certain circumstances, elect to treat a dividend that is paid during the following taxable year as if it had been paid during the taxable year in question. If we make such an election, the U.S. stockholders will still be treated as receiving the dividend in the taxable year in which the distribution is made. However, any dividend declared by us in October, November or December of any calendar year, payable to stockholders of record on a specified date in such a month and actually paid during January of the following year, will be treated as if it had been received by our U.S. stockholders on December 31 of the year in which the dividend was declared.

A stockholder will recognize gain or loss on the sale or exchange of our common shares in an amount equal to the difference between the stockholder’s adjusted basis in the shares sold or exchanged and the amount realized on their disposition. Generally, gain recognized by a stockholder on the sale or other disposition of our common shares will result in capital gain or loss to you, and will be a long-term capital gain or loss if the shares have been held for more than one year at the time of sale. Any loss upon the sale or exchange of our shares held for six months or less will be treated as a long-term capital loss to the extent of any capital gain dividends received (including amounts credited as an undistributed capital gain dividends) by you. A loss realized on a sale or exchange of our shares will be disallowed if other substantially identical shares are acquired (whether through the automatic reinvestment of dividends or otherwise) within a 61-day period beginning 30 days before and ending 30 days after the date that the shares are disposed of. In this case, the basis of the shares acquired will be adjusted to reflect the disallowed loss. The deductibility of capital losses is subject to various limitations under the Code.

We will send to each of our U.S. stockholders, as promptly as possible after the end of each calendar year, a notice detailing, on a per share and per distribution basis, the amounts includible in such U.S. stockholder’s taxable income for such year as ordinary income and as long-term capital gain. In addition, the federal tax status of each year’s distributions generally will be reported to the Internal Revenue Service (including the amount of dividends, if any, eligible for the reduced maximum rate applicable to “qualified dividend income”). Distributions may also be subject to additional state, local and foreign taxes depending on a U.S. stockholder’s particular situation.

## [Table of Contents](#)

**Backup Withholding.** We may be required to withhold federal income tax (“backup withholding”), currently at a rate of 28%, from all taxable distributions to any non-corporate U.S. stockholder (1) who fails to furnish us with a correct taxpayer identification number or a certificate that such stockholder is exempt from backup withholding, or (2) with respect to whom the Internal Revenue Service notifies us that such stockholder has failed to properly report certain interest and dividend income to the Internal Revenue Service and to respond to notices to that effect. An individual’s taxpayer identification number is his or her social security number. Backup withholding is not an additional tax, and any amount withheld under backup withholding is allowed as a credit against the U.S. stockholder’s federal income tax liability and may entitle such stockholder to a refund, provided that proper information is timely provided to the Internal Revenue Service.

### **Medicare Tax**

Certain U.S. stockholders who are individuals, estates or trusts and whose income exceeds certain thresholds will be required to pay a 3.8% Medicare tax on all or a part of their “net investment income,” which includes dividends received from the Fund and capital gains from the sale or other disposition of the Fund’s stock.

### **Taxation of non-U.S. stockholders**

Distributions of our “investment company taxable income” to non-U.S. stockholders, subject to the discussion below, will be subject to withholding of federal tax at a 30% rate (or lower rate provided by an applicable treaty) to the extent of our current and accumulated earnings and profits unless the distributions are effectively connected with a U.S. trade or business of the non-U.S. stockholder, and, if an income tax treaty applies, attributable to a permanent establishment in the United States. In this latter case the distributions will be subject to federal income tax at the rates applicable to U.S. stockholders, and will not be subject to federal withholding tax if the non-U.S. stockholder complies with applicable certification and disclosure requirements.

Actual or deemed distributions of our net capital gains to a non-U.S. stockholder, and gains recognized by a non-U.S. stockholder upon the sale of our common stock, generally will not be subject to federal withholding tax and will not be subject to federal income tax unless the distributions or gains, as the case may be, are effectively connected with a U.S. trade or business of the non-U.S. stockholder and, if an income tax treaty applies, are attributable to a permanent establishment maintained by the non-U.S. stockholder in the United States. In this latter case, the distributions or gains, as the case may be, will be subject to federal income tax at the rates applicable to U.S. stockholders, and will not be subject to federal withholding tax if the non-U.S. stockholder complies with applicable certification and disclosure requirements.

If we distribute our net capital gains in the form of deemed rather than actual distributions (which we may do in the future), a non-U.S. stockholder will be entitled to a federal income tax credit or tax refund equal to the stockholder’s allocable share of the tax we pay on the capital gains deemed to have been distributed. In order to obtain such refund the non-U.S. stockholder must obtain a U.S. taxpayer identification number and file a federal income tax return. For a corporate non-U.S. stockholder, distributions (both actual and deemed) and gains realized upon the sale of our common stock that are effectively connected with a U.S. trade or business carried on by the corporate non-U.S. stockholder may, under certain circumstances, be subject to an additional “branch profits tax” at a 30% rate (or at a lower rate if provided for by an applicable tax treaty).

The tax consequences to a non-U.S. stockholder entitled to claim the benefits of an applicable tax treaty may differ from those described herein. Non-U.S. stockholders should consult their independent tax advisor with respect to the particular tax consequences to them of an investment in our shares.

For taxable years of a RIC beginning before January 1, 2015 (and, if extended as has happened in the past, for taxable years covered by such extension), ordinary income dividends properly reported by the RIC are generally exempt from U.S. federal withholding tax where they (i) are paid in respect of the RIC’s “qualified net interest income” (generally, its U.S.-source interest income, other than certain contingent interest and interest

## [Table of Contents](#)

from obligations of a corporation or partnership in which the RIC is at least a 10% shareholder, reduced by expenses that are allocable to such income) or (ii) are paid in respect of the RIC's "qualified short-term capital gains" (generally, the excess of the RIC's net short-term capital gain over its long-term capital loss for such taxable year). There can be no assurance as to whether this provision will be extended. In addition, even if this provision were extended, depending on its circumstances, the Fund may report all, some or none of its potentially eligible dividends as such qualified net interest income or as qualified short-term capital gains, and/or treat such dividends, in whole or in part, as ineligible for this exemption from withholding. In order to qualify for this exemption from withholding, a foreign investor needs to comply with applicable certification requirements relating to its non-U.S. status (including, in general, furnishing an IRS Form W-8BEN, W-8BEN-E or substitute Form). In the case of shares held through an intermediary, the intermediary may withhold even if the Fund reports the payment as qualified net interest income or qualified short-term capital gain. Foreign investors should contact their intermediaries with respect to the application of these rules to their accounts. There can be no assurance as to what portion of the Fund's distributions will qualify for favorable treatment as qualified net interest income or qualified short-term capital gains if this provision is extended.

Under legislation enacted in 2010 and existing guidance thereunder, withholding at a rate of 30% is required on dividends in respect of, and after December 31, 2016, withholding at a rate of 30% will be required on gross proceeds from the sale of, our common stock held by or through certain foreign financial institutions (including investment funds), unless such institution enters into an agreement with the Secretary of the Treasury to report, on an annual basis, information with respect to shares in, and accounts maintained by, the institution to the extent such shares or accounts are held by certain United States persons or by certain non-U.S. entities that are wholly or partially owned by United States persons and to withhold on certain payments. Accordingly, the entity through which our common stock is held will affect the determination of whether such withholding is required. Similarly, dividends in respect of, and after December 31, 2016, gross proceeds from the sale of, our common stock held by an investor that is a non-financial non-U.S. entity will be subject to withholding at a rate of 30%, unless such entity either (i) certifies to us that such entity does not have any "substantial United States owners" or (ii) provides certain information regarding the entity's "substantial United States owners," which we will in turn provide to the Secretary of the Treasury. An intergovernmental agreement between the United States and an applicable foreign country, or future Treasury regulations or other guidance, may modify these requirements. Non-U.S. stockholders are encouraged to consult with their tax advisers regarding the possible implications of these requirements on their investment in our common stock.

*Backup Withholding.* A non-U.S. stockholder who is a non-resident alien individual, and who is otherwise subject to withholding of federal income tax, may be subject to information reporting and backup withholding of federal income tax on dividends unless the non-U.S. stockholder provides us or the dividend paying agent with an Internal Revenue Service Form W-8BEN (or an acceptable substitute form) or otherwise meets documentary evidence requirements for establishing that it is a non-U.S. stockholder or otherwise establishes an exemption from backup withholding. Backup withholding is not an additional tax, and any amounts withheld from payments made to you may be refunded or credited against your U.S. federal income tax liability, if any, provided that the required information is furnished to the Internal Revenue Service.

Non-U.S. persons should consult their independent tax advisor with respect to the U.S. federal income tax and withholding tax, and state, local and foreign tax consequences of an investment in our shares.

The discussion set forth herein does not constitute tax advice, and potential investors should consult their independent tax advisor concerning the tax considerations relevant to their particular situation.

## CONFLICTS OF INTEREST

The PNC Financial Services Group, Inc. (“PNC”) has a significant economic interest in BlackRock, Inc., the parent of the Advisor. PNC is considered to be an affiliate of BlackRock, Inc., under the 1940 Act. Certain activities of the Advisor, BlackRock, Inc. and their affiliates (collectively, for purposes of this section of the prospectus, “BlackRock”) and PNC and its affiliates (collectively, for purposes of this section of the prospectus, “PNC” and together with BlackRock, for purposes of this section of the prospectus, “Affiliates”) with respect to the Company and/or other accounts managed by BlackRock or PNC may give rise to actual or perceived conflicts of interest such as those described below.

BlackRock is one of the world’s largest asset management firms. PNC is a diversified financial services organization spanning the retail, business and corporate markets. BlackRock and PNC are affiliates of one another under the 1940 Act. BlackRock, PNC and their respective affiliates (including, for these purposes, their directors, partners, trustees, managing members, officers and employees), including the entities and personnel who may be involved in the investment activities and business operations of the Company, are engaged worldwide in businesses, including equity, fixed income, cash management and alternative investments, and have interests other than that of managing the Company. These are considerations of which investors in the Company should be aware, and which may cause conflicts of interest that could disadvantage the Company and its shareholders. These activities and interests include potential multiple advisory, transactional, financial and other interests in securities and other instruments, and companies that may be purchased or sold by the Company.

BlackRock and its Affiliates have proprietary interests in, and may manage or advise with respect to, accounts or funds (including separate accounts and other funds and collective investment vehicles) that have investment objectives similar to those of the Company and/or that engage in transactions in the same types of securities, currencies and instruments as the Company. One or more Affiliates are also major participants in the global currency, equities, swap and fixed income markets, in each case both on a proprietary basis and for the accounts of customers. As such, one or more Affiliates are or may be actively engaged in transactions in the same securities, currencies, and instruments in which the Company may invest. Such activities could affect the prices and availability of the securities, currencies, and instruments in which the Company invests, which could have an adverse impact on the Company’s performance. Such transactions, particularly in respect of most proprietary accounts or customer accounts, will be executed independently of the Company’s transactions and thus at prices or rates that may be more or less favorable than those obtained by the Company.

When BlackRock and its Affiliates seek to purchase or sell the same assets for their managed accounts, including the Company, the assets actually purchased or sold may be allocated among the accounts on a basis determined in their good faith discretion to be equitable. In some cases, this system may adversely affect the size or price of the assets purchased or sold for the Company. In addition, transactions in investments by one or more other accounts managed by BlackRock or its Affiliates may have the effect of diluting or otherwise disadvantaging the values, prices or investment strategies of the Company, particularly, but not limited to, with respect to small capitalization, emerging market or less liquid strategies. This may occur when investment decisions regarding the Company are based on research or other information that is also used to support decisions for other accounts. When BlackRock or its Affiliates implements a portfolio decision or strategy on behalf of another account ahead of, or contemporaneously with, similar decisions or strategies for the Company, market impact, liquidity constraints, or other factors could result in the Company receiving less favorable trading results and the costs of implementing such decisions or strategies could be increased or the Company could otherwise be disadvantaged. BlackRock or its Affiliates may, in certain cases, elect to implement internal policies and procedures designed to limit such consequences, which may cause the Company to be unable to engage in certain activities, including purchasing or disposing of securities, when it might otherwise be desirable for it to do so.

Conflicts may also arise because portfolio decisions regarding the Company may benefit other accounts managed by BlackRock or its Affiliates. For example, the sale of a long position or establishment of a short position by the Company may impair the price of the same security sold short by (and therefore benefit) one or

## [Table of Contents](#)

more Affiliates or their other accounts, and the purchase of a security or covering of a short position in a security by the Company may increase the price of the same security held by (and therefore benefit) one or more Affiliates or their other accounts.

BlackRock and its Affiliates and their clients may pursue or enforce rights with respect to an issuer in which the Company has invested, and those activities may have an adverse effect on the Company. As a result, prices, availability, liquidity and terms of the Company's investments may be negatively impacted by the activities of BlackRock or its Affiliates or their clients, and transactions for the Company may be impaired or effected at prices or terms that may be less favorable than would otherwise have been the case.

The results of the Company's investment activities may differ significantly from the results achieved by BlackRock and its Affiliates for their proprietary accounts or other accounts (including investment companies or collective investment vehicles) managed or advised by them. It is possible that one or more Affiliate-managed accounts and such other accounts will achieve investment results that are substantially more or less favorable than the results achieved by the Company. Moreover, it is possible that the Company will sustain losses during periods in which one or more Affiliates or Affiliate-managed accounts achieve significant profits on their trading for proprietary or other accounts. The opposite result is also possible. The investment activities of one or more Affiliates for their proprietary accounts and accounts under their management may also limit the investment opportunities for the Company in certain emerging and other markets in which limitations are imposed upon the amount of investment, in the aggregate or in individual issuers, by affiliated foreign investors.

From time to time, the Company's activities may also be restricted because of regulatory restrictions applicable to one or more Affiliates and/or their internal policies designed to comply with such restrictions. As a result, there may be periods, for example, when BlackRock, and/or one or more Affiliates, will not initiate or recommend certain types of transactions in certain securities or instruments with respect to which BlackRock and/or one or more Affiliates are performing services or when position limits have been reached.

In connection with its management of the Company, BlackRock may have access to certain fundamental analysis and proprietary technical models developed by one or more Affiliates. BlackRock will not be under any obligation, however, to effect transactions on behalf of the Company in accordance with such analysis and models. In addition, neither BlackRock nor any of its Affiliates will have any obligation to make available any information regarding their proprietary activities or strategies, or the activities or strategies used for other accounts managed by them, for the benefit of the management of the Company and it is not anticipated that BlackRock will have access to such information for the purpose of managing the Company. The proprietary activities or portfolio strategies of BlackRock and its Affiliates, or the activities or strategies used for accounts managed by them or other customer accounts could conflict with the transactions and strategies employed by BlackRock in managing the Company.

In addition, certain principals and certain employees of BlackRock are also principals or employees of BlackRock or another Affiliate. As a result, the performance by these principals and employees of their obligations to such other entities may be a consideration of which investors in the Company should be aware.

BlackRock may enter into transactions and invest in securities, instruments and currencies on behalf of the Company in which customers of BlackRock or its Affiliates, or, to the extent permitted by the SEC, BlackRock or another Affiliate, serves as the counterparty, principal or issuer. In such cases, such party's interests in the transaction will be adverse to the interests of the Company, and such party may have no incentive to assure that the Company obtains the best possible prices or terms in connection with the transactions. In addition, the purchase, holding and sale of such investments by the Company may enhance the profitability of BlackRock or its Affiliates. One or more Affiliates may also create, write or issue derivatives for their customers, the underlying securities, currencies or instruments of which may be those in which the Company invests or which may be based on the performance of the Company. The Company may, subject to applicable law, purchase investments that are the subject of an underwriting or other distribution by one or more Affiliates and may also enter into transactions with other clients of an Affiliate where such other clients have interests adverse to those of the Company.

## [Table of Contents](#)

At times, these activities may cause departments of BlackRock or its Affiliates to give advice to clients that may cause these clients to take actions adverse to the interests of the Company. To the extent affiliated transactions are permitted, the Company will deal with BlackRock and its Affiliates on an arms-length basis. BlackRock or its Affiliates may also have an ownership interest in certain trading or information systems used by the Company. The Company's use of such trading or information systems may enhance the profitability of BlackRock and its Affiliates.

One or more Affiliates may act as broker, dealer, agent, lender or adviser or in other commercial capacities for the Company. It is anticipated that the commissions, mark-ups, mark-downs, financial advisory fees, underwriting and placement fees, sales fees, financing and commitment fees, brokerage fees, other fees, compensation or profits, rates, terms and conditions charged by an Affiliate will be in its view commercially reasonable, although each Affiliate, including its sales personnel, will have an interest in obtaining fees and other amounts that are favorable to the Affiliate and such sales personnel.

Subject to applicable law, the Affiliates (and their personnel and other distributors) will be entitled to retain fees and other amounts that they receive in connection with their service to the Company as broker, dealer, agent, lender, adviser or in other commercial capacities and no accounting to the Company or its shareholders will be required, and no fees or other compensation payable by the Company or its shareholders will be reduced by reason of receipt by an Affiliate of any such fees or other amounts.

When an Affiliate acts as broker, dealer, agent, adviser or in other commercial capacities in relation to the Company, the Affiliate may take commercial steps in its own interests, which may have an adverse effect on the Company. The Company will be required to establish business relationships with its counterparties based on the Company's own credit standing. Neither BlackRock nor any of the Affiliates will have any obligation to allow their credit to be used in connection with the Company's establishment of its business relationships, nor is it expected that the Company's counterparties will rely on the credit of BlackRock or any of the Affiliates in evaluating the Company's creditworthiness.

Purchases and sales of securities for the Company may be bunched or aggregated with orders for other BlackRock client accounts. BlackRock and its Affiliates, however, are not required to bunch or aggregate orders if portfolio management decisions for different accounts are made separately, or if they determine that bunching or aggregating is not practicable or required or that the orders concern cases involving client direction.

Prevailing trading activity frequently may make impossible the receipt of the same price or execution on the entire volume of securities purchased or sold. When this occurs, the various prices may be averaged, and the Company will be charged or credited with the average price. Thus, the effect of the aggregation may operate on some occasions to the disadvantage of the Company. In addition, under certain circumstances, the Company will not be charged the same commission or commission equivalent rates in connection with a bunched or aggregated order.

BlackRock may select brokers (including, without limitation, Affiliates) that furnish BlackRock, the Company, other BlackRock client accounts or other Affiliates or personnel, directly or through correspondent relationships, with research or other appropriate services which provide, in BlackRock's view, appropriate assistance to BlackRock in the investment decision-making process (including with respect to futures, fixed price offerings and OTC transactions). Such research or other services may include, to the extent permitted by law, research reports on companies, industries and securities; economic and financial data; financial publications; proxy analysis; trade industry seminars; computer data bases; research-oriented software and other services and products.

Research or other services obtained in this manner may be used in servicing the Company and other BlackRock client accounts, including in connection with BlackRock client accounts other than those that pay commissions to the broker relating to the research or other service arrangements. Such products and services may

## [Table of Contents](#)

disproportionately benefit other BlackRock client accounts relative to the Company based on the amount of brokerage commissions paid by the Company and such other BlackRock client accounts. For example, research or other services that are paid for through one client's commissions may not be used in managing that client's account. In addition, other BlackRock client accounts may receive the benefit, including disproportionate benefits, of economies of scale or price discounts in connection with products and services that may be provided to the Company and to such other BlackRock client accounts. To the extent that BlackRock uses soft dollars, it will not have to pay for those products and services itself.

BlackRock may receive research that is bundled with the trade execution, clearing, and/or settlement services provided by a particular broker-dealer. To the extent that BlackRock receives research on this basis, many of the same conflicts related to traditional soft dollars may exist. For example, the research effectively will be paid by client commissions that also will be used to pay for the execution, clearing, and settlement services provided by the broker-dealer and will not be paid by BlackRock.

BlackRock may endeavor to execute trades through brokers who, pursuant to such arrangements, provide research or other services in order to ensure the continued receipt of research or other services BlackRock believes are useful in its investment decision-making process. BlackRock may from time to time choose not to engage in the above described arrangements to varying degrees. BlackRock may also enter into commission sharing arrangements under which BlackRock may execute transactions through a broker-dealer, including, where permitted, an Affiliate, and request that the broker-dealer allocate a portion of the commissions or commission credits to another firm that provides research to BlackRock. To the extent that BlackRock engages in commission sharing arrangements, many of the same conflicts related to traditional soft dollars may exist.

BlackRock may utilize certain electronic crossing networks ("ECNs") in executing client securities transactions for certain types of securities. These ECNs may charge fees for their services, including access fees and transaction fees. The transaction fees, which are similar to commissions or markups/markdowns, will generally be charged to clients and, like commissions and markups/markdowns, would generally be included in the cost of the securities purchased. Access fees may be paid by BlackRock even though incurred in connection with executing transactions on behalf of clients, including the Company. In certain circumstances, ECNs may offer volume discounts that will reduce the access fees typically paid by BlackRock. This would have the effect of reducing the access fees paid by BlackRock. BlackRock will only utilize ECNs consistent with its obligation to seek to obtain best execution in client transactions.

BlackRock has adopted policies and procedures designed to prevent conflicts of interest from influencing proxy voting decisions that it makes on behalf of advisory clients, including the Company, and to help ensure that such decisions are made in accordance with BlackRock's fiduciary obligations to its clients. Nevertheless, notwithstanding such proxy voting policies and procedures, actual proxy voting decisions of BlackRock may have the effect of favoring the interests of other clients or businesses of other divisions or units of BlackRock and/or its Affiliates, provided that BlackRock believes such voting decisions to be in accordance with its fiduciary obligations.

It is also possible that, from time to time, BlackRock or its Affiliates may, although they are not required to, purchase and hold shares of the Company. Increasing the Company's assets may enhance investment flexibility and diversification and may contribute to economies of scale that tend to reduce the Company's expense ratio.

It is possible that the Company may invest in securities of companies with which an Affiliate has or is trying to develop investment banking relationships as well as securities of entities in which BlackRock or its Affiliates has significant debt or equity investments or in which an Affiliate makes a market. The Company also may invest in securities of companies to which an Affiliate provides or may someday provide research coverage. Such investments could cause conflicts between the interests of the Company and the interests of other clients of BlackRock or its Affiliates. In making investment decisions for the Company, BlackRock is not permitted to obtain or use material non-public information acquired by any division, department or Affiliate of BlackRock in

## [Table of Contents](#)

the course of these activities. In addition, from time to time, the activities of an Affiliate may limit the Company's flexibility in purchases and sales of securities. When an Affiliate is engaged in an underwriting or other distribution of securities of an entity, BlackRock may be prohibited from purchasing or recommending the purchase of certain securities of that entity for the Company.

BlackRock and its Affiliates, their personnel and other financial service providers have interests in promoting sales of the Company. With respect to BlackRock and its Affiliates and their personnel, the remuneration and profitability relating to services to and sales of the Company or other products may be greater than remuneration and profitability relating to services to and sales of certain funds or other products that might be provided or offered. BlackRock and its Affiliates and their sales personnel may directly or indirectly receive a portion of the fees and commissions charged to the Company or its shareholders. BlackRock and its advisory or other personnel may also benefit from increased amounts of assets under management. Fees and commissions may also be higher than for other products or services, and the remuneration and profitability to BlackRock or its Affiliates and such personnel resulting from transactions on behalf of or management of the Company may be greater than the remuneration and profitability resulting from other funds or products.

BlackRock and its Affiliates and their personnel may receive greater compensation or greater profit in connection with an account for which BlackRock serves as an adviser than with an account advised by an unaffiliated investment adviser. Differentials in compensation may be related to the fact that BlackRock may pay a portion of its advisory fee to its Affiliate, or relate to compensation arrangements, including for portfolio management, brokerage transactions or account servicing. Any differential in compensation may create a financial incentive on the part of BlackRock or its Affiliates and their personnel to recommend BlackRock over unaffiliated investment advisers or to effect transactions differently in one account over another.

BlackRock and its Affiliates may provide valuation assistance to certain clients with respect to certain securities or other investments and the valuation recommendations made for their clients' accounts may differ from the valuations for the same securities or investments assigned by the Company's pricing vendors, especially if such valuations are based on broker-dealer quotes or other data sources unavailable to the Company's pricing vendors. While BlackRock will generally communicate its valuation information or determinations to the Company's pricing vendors and/or fund accountants, there may be instances where the Company's pricing vendors or fund accountants assign a different valuation to a security or other investment than the valuation for such security or investment determined or recommended by BlackRock.

As disclosed in more detail in "Net Asset Value" in the prospectus, when market quotations of direct investments are not readily available or are believed by BlackRock to be unreliable, the Company's investments may be valued at fair value by BlackRock, pursuant to procedures adopted by the Board. When determining an asset's "fair value," BlackRock seeks to determine the price that the Company might reasonably expect to receive from the current sale of that asset in an arm's-length transaction. The price generally may not be determined based on what the Company might reasonably expect to receive for selling an asset at a later time or if it holds the asset to maturity. While fair value determinations will be based upon all available factors that BlackRock deems relevant at the time of the determination, and may be based on analytical values determined by BlackRock using proprietary or third party valuation models, fair value represents only a good faith approximation of the value of a security. The fair value of one or more securities may not, in retrospect, be the price at which those assets could have been sold during the period in which the particular fair values were used in determining the Company's NAV. As a result, the Company's sale or repurchase of its shares at NAV, at a time when a holding or holdings are valued by BlackRock (pursuant to Board-adopted procedures) at fair value, may have the effect of diluting or increasing the economic interest of existing shareholders.

To the extent permitted by applicable law, the Company may invest all or some of its short term cash investments in any money market fund or similarly-managed private fund advised or managed by BlackRock. In connection with any such investments, the Company, to the extent permitted by the 1940 Act, may pay its share of expenses of a money market fund in which it invests, which may result in the Company bearing some additional expenses.



## [Table of Contents](#)

BlackRock and its Affiliates and their directors, officers and employees, may buy and sell securities or other investments for their own accounts, and may have conflicts of interest with respect to investments made on behalf of the Company. As a result of differing trading and investment strategies or constraints, positions may be taken by directors, officers, employees and Affiliates of BlackRock that are the same, different from or made at different times than positions taken for the Company. To lessen the possibility that the Company will be adversely affected by this personal trading, the Company and BlackRock each have adopted a Code of Ethics in compliance with Section 17(j) of the 1940 Act that restricts securities trading in the personal accounts of investment professionals and others who normally come into possession of information regarding the Company's portfolio transactions.

BlackRock and its Affiliates will not purchase securities or other property from, or sell securities or other property to, the Company, except that the Company may in accordance with rules adopted under the 1940 Act engage in transactions with accounts that are affiliated with the Company as a result of common officers, directors, or investment advisers or pursuant to exemptive orders granted to the Company and/or BlackRock by the SEC. These transactions would be affected in circumstances in which BlackRock determined that it would be appropriate for the Company to purchase and another client of BlackRock to sell, or the Company to sell and another client of BlackRock to purchase, the same security or instrument on the same day. From time to time, the activities of the Company may be restricted because of regulatory requirements applicable to BlackRock or its Affiliates and/or BlackRock's internal policies designed to comply with, limit the applicability of, or otherwise relate to such requirements. A client not advised by BlackRock would not be subject to some of those considerations. There may be periods when BlackRock may not initiate or recommend certain types of transactions, or may otherwise restrict or limit their advice in certain securities or instruments issued by or related to companies for which an Affiliate is performing investment banking, market making, advisory or other services or has proprietary positions. For example, when an Affiliate is engaged in an underwriting or other distribution of securities of, or advisory services for, a company, the Company may be prohibited from or limited in purchasing or selling securities of that company. In addition, when BlackRock is engaged to provide advisory or risk management services for a company, BlackRock may be prohibited from or limited in purchasing or selling securities of that company on behalf of the Company, particularly where such services result in BlackRock obtaining material non-public information about the company. Similar situations could arise if personnel of BlackRock or its Affiliates serve as directors of companies the securities of which the Company wishes to purchase or sell. However, if permitted by applicable law, and where consistent with BlackRock's policies and procedures (including the necessary implementation of appropriate information barriers), the Company may purchase securities or instruments that are issued by such companies, are the subject of an underwriting, distribution, or advisory assignment by an Affiliate, or are the subject of an advisory or risk management assignment by BlackRock, or where personnel of BlackRock or its Affiliates are directors or officers of the issuer.

In certain circumstances where the Company invests in securities issued by companies that operate in certain regulated industries, in certain emerging or international markets, or are subject to corporate or regulatory ownership definitions, there may be limits on the aggregate amount invested by Affiliates (including BlackRock) for their proprietary accounts and for client accounts (including the Company) that may not be exceeded without the grant of a license or other regulatory or corporate consent, or, if exceeded, may cause BlackRock, the Company or other client accounts to suffer disadvantages or business restrictions. As a result, BlackRock on behalf of its clients (including the Company) may limit purchases, sell existing investments, or otherwise restrict or limit the exercise of rights (including voting rights) when BlackRock, in its sole discretion, deems it appropriate in light of potential regulatory or other restrictions on ownership or other consequences resulting from reaching investment thresholds.

In those circumstances where ownership thresholds or limitations must be observed, BlackRock seeks to allocate limited investment opportunities equitably among clients (including the Company), taking into consideration benchmark weight and investment strategy. When ownership in certain securities nears an applicable threshold, BlackRock may limit purchases in such securities to the issuer's weighting in the applicable

## [Table of Contents](#)

benchmark used by BlackRock to manage the Company. If client (including Company) holdings of an issuer exceed an applicable threshold and BlackRock is unable to obtain relief to enable the continued holding of such investments, it may be necessary to sell down these positions to meet the applicable limitations. In these cases, benchmark overweight positions will be sold prior to benchmark positions being reduced to meet applicable limitations.

In addition to the foregoing, other ownership thresholds may trigger reporting requirements to governmental and regulatory authorities, and such reports may entail the disclosure of the identity of a client or BlackRock's intended strategy with respect to such security or asset.

BlackRock and its Affiliates may maintain securities indices as part of their product offerings. Index based funds seek to track the performance of securities indices and may use the name of the index in the fund name. Index providers, including BlackRock and its Affiliates may be paid licensing fees for use of their index or index name. BlackRock and its Affiliates will not be obligated to license their indices to BlackRock, and BlackRock cannot be assured that the terms of any index licensing agreement with BlackRock and its Affiliates will be as favorable as those terms offered to other index licensees.

BlackRock and its Affiliates may serve as Authorized Participants in the creation and redemption of ETFs, including funds advised by affiliates of BlackRock. BlackRock and its Affiliates may therefore be deemed to be participants in a distribution of such ETFs, which could render them statutory underwriters.

Custody arrangements may lead to potential conflicts of interest with BlackRock where BlackRock has agreed to waive fees and/or reimburse ordinary operating expenses in order to cap expenses of the Company. This is because the custody arrangements with the Company's custodian may have the effect of reducing custody fees when the Company leaves cash balances uninvested. When the Company's actual operating expense ratio exceeds a stated cap, a reduction in custody fees reduces the amount of waivers and/or reimbursements BlackRock would be required to make to the Company. This could be viewed as having the potential to provide BlackRock an incentive to keep high positive cash balances for a fund with an expense cap in order to offset fund custody fees that BlackRock might otherwise reimburse. However, BlackRock's portfolio managers do not intentionally keep uninvested balances high, but rather make investment decisions that they anticipate will be beneficial to fund performance.

Present and future activities of BlackRock and its Affiliates, including the Advisor, in addition to those described in this section, may give rise to additional conflicts of interest.

## PLAN OF DISTRIBUTION

We may sell the securities in any of three ways (or in any combination): (a) through underwriters or dealers; (b) directly to a limited number of purchasers or to a single purchaser; or (c) through agents. The securities may be sold “at-the-market” to or through a market maker or into an existing trading market for the securities, on an exchange or otherwise. The prospectus supplement will set forth the terms of the offering of such securities, including:

- the name or names of any underwriters, dealers or agents and the amounts of securities underwritten or purchased by each of them;
- the offering price of the securities and the proceeds to us and any discounts, commissions or concessions allowed or reallocated or paid to dealers; and
- any securities exchanges on which the securities may be listed.

Any offering price and any discounts or concessions allowed or reallocated or paid to dealers may be changed from time to time.

If underwriters are used in the sale of any securities, the securities will be acquired by the underwriters for their own account and may be resold from time to time in one or more transactions, including negotiated transactions, at a fixed public offering price or at varying prices determined at the time of sale. The securities may be either offered to the public through underwriting syndicates represented by managing underwriters, or directly by underwriters. Generally, the underwriters’ obligations to purchase the securities will be subject to certain conditions precedent. The underwriters will be obligated to purchase all of the securities if they purchase any of the securities.

In compliance with the guidelines of the Financial Industry Regulatory Authority, or FINRA, the maximum compensation to the underwriters or dealers in connection with the sale of our securities pursuant to this prospectus and the accompanying supplement to this prospectus may not exceed 8% of the aggregate offering price of the securities as set forth on the cover page of the supplement to this prospectus.

We may sell the securities through agents from time to time. The prospectus supplement will name any agent involved in the offer or sale of the securities and any commissions we pay to them. Generally, any agent will be acting on a best efforts basis for the period of its appointment.

We may authorize underwriters, dealers or agents to solicit offers by certain purchasers to purchase the securities from us at the public offering price set forth in the prospectus supplement pursuant to delayed delivery contracts providing for payment and delivery on a specified date in the future. The contracts will be subject only to those conditions set forth in the prospectus supplement, and the prospectus supplement will set forth any commissions we pay for soliciting these contracts.

Agents and underwriters may be entitled to indemnification by us against certain civil liabilities, including liabilities under the Securities Act of 1933 or to contribution with respect to payments which the agents or underwriters may be required to make in respect thereof. Agents and underwriters may be customers of, engage in transactions with, or perform services for us in the ordinary course of business.

We may enter into derivative transactions with third parties, or sell securities not covered by this prospectus to third parties in privately negotiated transactions. If the applicable prospectus supplement indicates, in connection with those derivatives, the third parties may sell securities covered by this prospectus and the applicable prospectus supplement, including in short sale transactions. If so, the third party may use securities pledged by us or borrowed from us or others to settle those sales or to close out any related open borrowings of stock, and may use securities received from us in settlement of those derivatives to close out any related open borrowings of stock. The third party in such sale transactions will be an underwriter and, if not identified in this prospectus, will be identified in the applicable prospectus supplement (or a post-effective amendment). We or one of our affiliates may loan or pledge securities to a financial institution or other third party that in turn may sell the securities using this prospectus. Such financial institution or third party may transfer its short position to investors in our securities or in connection with a simultaneous offering of other securities offered by this prospectus or otherwise.

## **CUSTODIAN, TRANSFER AGENT AND TRUSTEE**

BNY Mellon Investment Servicing (US) Inc., or BNYIS, a subsidiary of The Bank of New York Mellon Corporation, provides administrative and accounting services to us under a sub-administration and accounting services agreement. The Bank of New York Mellon, or BNYM, another subsidiary of The Bank of New York Mellon Corporation, provides custodian services to us pursuant to a custodian services agreement. Computershare provides transfer agency services to us under a transfer agency agreement. For the services provided to us by BNYIS and its affiliates and Computershare each is entitled to an annual fee equal to a percentage of our average net assets plus reimbursement of reasonable expenses, and a base fee, payable monthly.

## **LEGAL MATTERS**

Certain legal matters in connection with the securities offered by this prospectus will be passed upon for us by Skadden, Arps, Slate, Meagher & Flom LLP, New York, New York. Attorneys at Skadden, Arps, Slate, Meagher & Flom LLP involved in the representation of the Company beneficially own less than 0.1 percent of our common stock outstanding at May 1, 2015.

## **INDEPENDENT REGISTERED PUBLIC ACCOUNTING FIRM**

Deloitte & Touche LLP is our independent registered public accounting firm.

## **ADDITIONAL INFORMATION**

We have filed a registration statement with the SEC on Form N-2, including amendments, relating to the securities we are offering. This prospectus does not contain all of the information set forth in the registration statement, including any exhibits and schedules it may contain. For further information concerning us or the securities we are offering, please refer to the registration statement. Statements contained in this prospectus as to the contents of any contract or other document referred to are not necessarily complete and in each instance reference is made to the copy of any contract or other document filed as an exhibit to the registration statement. Each statement is qualified in all respects by this reference.

We file with or submit to the SEC annual, quarterly and current periodic reports, proxy statements and other information meeting the informational requirements of the Securities Exchange Act of 1934. You may inspect and copy these reports, proxy statements and other information, as well as the registration statement of which this prospectus forms a part and the related exhibits and schedules, at the Public Reference Room of the SEC at 100 F Street, N.E., Washington, D.C. 20549. You may obtain information on the operation of the Public Reference Room by calling the SEC at 1-800-SEC-0330. Copies of these reports, proxy and information statements and other information may be obtained, after paying a duplicating fee, by electronic request at the following e-mail address: [publicinfo@sec.gov](mailto:publicinfo@sec.gov), or by writing the SEC's Public Reference Section, Washington D.C. 20549-0102. In addition, the SEC maintains an Internet website that contains reports, proxy and information statements and other information filed electronically by us with the SEC at <http://www.sec.gov>.

## **PRIVACY PRINCIPLES**

We are committed to maintaining the privacy of securityholders and to safeguarding our non-public personal information. The following information is provided to help you understand what personal information we collect, how we protect that information and why, in certain cases, we may share information with select other parties.

---

## [Table of Contents](#)

Generally, we do not receive any nonpublic personal information relating to our securityholders, although certain nonpublic personal information of our securityholders may become available to us. We do not disclose any nonpublic personal information about our securityholders or former securityholders to anyone, except as permitted by law or as is necessary in order to service securityholders accounts (for example, to a transfer agent or third party administrator).

We restrict access to nonpublic personal information about our securityholders to our investment adviser's employees with a legitimate business need for the information. We maintain physical, electronic and procedural safeguards designed to protect the nonpublic personal information of our securityholders.

[Table of Contents](#)

**INDEX TO CONSOLIDATED FINANCIAL STATEMENTS**

<a href="#">Report of Independent Registered Public Accounting Firm</a>	F-2
<a href="#">Consolidated Statements of Assets and Liabilities</a>	F-3
<a href="#">Consolidated Statements of Operations</a>	F-4
<a href="#">Consolidated Statements of Changes in Net Assets</a>	F-5
<a href="#">Consolidated Statements of Cash Flows</a>	F-6
<a href="#">Consolidated Schedules of Investments</a>	F-7
<a href="#">Notes to Consolidated Financial Statements</a>	F-21

**REPORT OF INDEPENDENT REGISTERED PUBLIC ACCOUNTING FIRM**

To the Board of Directors and Stockholders of  
BlackRock Kelso Capital Corporation:

We have audited the accompanying consolidated statements of assets and liabilities of BlackRock Kelso Capital Corporation and subsidiaries (the “Company”), including the consolidated schedules of investments, as of December 31, 2014 and 2013, and the related consolidated statements of operations, changes in net assets, and cash flows for each of the three years in the period ended December 31, 2014 and the consolidated financial highlights for each of the five years in the period then ended. These consolidated financial statements and consolidated financial highlights are the responsibility of the Company’s management. Our responsibility is to express an opinion on these financial statements and financial highlights based on our audits.

We conducted our audits in accordance with the standards of the Public Company Accounting Oversight Board (United States). Those standards require that we plan and perform the audit to obtain reasonable assurance about whether the financial statements and financial highlights are free of material misstatement. An audit includes examining, on a test basis, evidence supporting the amounts and disclosures in the financial statements. An audit also includes assessing the accounting principles used and significant estimates made by management, as well as evaluating the overall financial statement presentation. Our procedures included confirmation of investments as of December 31, 2014 and 2013, by correspondence with the custodian, loan agents or borrowers; where replies were not received, we performed other auditing procedures. We believe that our audits provide a reasonable basis for our opinion.

In our opinion, such consolidated financial statements and consolidated financial highlights referred to above present fairly, in all material respects, the financial position of BlackRock Kelso Capital Corporation and subsidiaries as of December 31, 2014 and 2013, and the results of their operations, changes in their net assets, and their cash flows for each of the three years in the period ended December 31, 2014 and the financial highlights for each of the five years in the period then ended, in conformity with accounting principles generally accepted in the United States of America.

We have also audited, in accordance with the standards of the Public Company Accounting Oversight Board (United States), the Company’s internal control over financial reporting as of December 31, 2014, based on the criteria established in *Internal Control—Integrated Framework (2013)* issued by the Committee of Sponsoring Organizations of the Treadway Commission and our report dated March 5, 2015 expressed an unqualified opinion on the Company’s internal control over financial reporting.

/s/ Deloitte & Touche LLP  
New York, New York  
March 5, 2015

**BlackRock Kelso Capital Corporation**  
**Consolidated Statements of Assets and Liabilities**

	December 31, 2014	December 31, 2013
<b>Assets</b>		
Investments at fair value:		
Non-controlled, non-affiliated investments (cost of \$813,962,545 and \$854,947,802)	\$ 832,237,704	\$ 881,305,181
Non-controlled, affiliated investments (cost of \$91,936,084 and \$75,514,208)	211,155,607	134,096,291
Controlled investments (cost of \$228,402,329 and \$154,038,211)	214,323,427	202,570,992
Total investments at fair value (cost of \$1,134,300,958 and \$1,084,500,221)	1,257,716,738	1,217,972,464
Cash and cash equivalents	10,326,174	18,474,784
Receivable for investments sold	10,360,202	22,756,286
Interest receivable	13,419,032	11,033,061
Prepaid expenses and other assets	10,233,677	11,410,320
<b>Total Assets</b>	<b>\$ 1,302,055,823</b>	<b>\$ 1,281,646,915</b>
<b>Liabilities</b>		
Payable for investments purchased	\$ —	\$ 21,000,000
Debt	448,227,689	477,981,494
Interest payable	7,918,429	7,896,016
Distributions payable	15,655,007	19,344,682
Base management fees payable	5,749,219	5,803,497
Incentive management fees payable	37,507,592	34,725,204
Accrued administrative services	241,500	270,000
Other accrued expenses and payables	4,797,219	4,921,681
<b>Total Liabilities</b>	<b>520,096,655</b>	<b>571,942,574</b>
<b>Net Assets</b>		
Common stock, par value \$.001 per share, 200,000,000 common shares authorized, 76,306,237 and 75,827,692 issued and 74,547,622 and 74,402,185 outstanding	76,306	75,828
Paid-in capital in excess of par	879,959,915	894,649,992
Distributions in excess of taxable net investment income	(15,675,925)	(19,373,748)
Accumulated net realized loss	(190,427,433)	(286,693,363)
Net unrealized appreciation (depreciation)	120,310,290	130,522,308
Treasury stock at cost, 1,758,615 and 1,425,507 shares held	(12,283,985)	(9,476,676)
<b>Total Net Assets</b>	<b>781,959,168</b>	<b>709,704,341</b>
<b>Total Liabilities and Net Assets</b>	<b>\$ 1,302,055,823</b>	<b>\$ 1,281,646,915</b>
<b>Net Asset Value Per Share</b>	<b>\$ 10.49</b>	<b>\$ 9.54</b>

The accompanying notes are an integral part of these consolidated financial statements.



**BlackRock Kelso Capital Corporation**  
**Consolidated Statements of Operations**

	Year ended December 31, 2014	Year ended December 31, 2013	Year ended December 31, 2012
<b>Investment Income:</b>			
Interest income:			
Non-controlled, non-affiliated investments	\$ 92,181,667	\$ 96,289,228	\$ 108,797,089
Non-controlled, affiliated investments	5,089,397	7,030,676	4,965,190
Controlled investments	13,293,622	10,619,305	9,567,654
Total interest income	<u>110,564,686</u>	<u>113,939,209</u>	<u>123,329,933</u>
Fee income:			
Non-controlled, non-affiliated investments	17,877,746	12,284,535	19,794,762
Non-controlled, affiliated investments	—	—	735,708
Controlled investments	3,218,701	2,738,680	193,692
Total fee income	<u>21,096,447</u>	<u>15,023,215</u>	<u>20,724,162</u>
Dividend income:			
Non-controlled, non-affiliated investments	224,814	1,662,145	736,501
Non-controlled, affiliated investments	2,229,738	1,001,264	2,500,000
Controlled investments	301,914	—	—
Total dividend income	<u>2,756,466</u>	<u>2,663,409</u>	<u>3,236,501</u>
Total investment income	<u>134,417,599</u>	<u>131,625,833</u>	<u>147,290,596</u>
<b>Expenses:</b>			
Incentive management fees	27,506,031	31,148,437	22,491,789
Base management fees	23,641,231	21,629,665	22,504,433
Interest and credit facility fees	22,473,774	20,913,520	19,606,951
Professional fees	2,220,665	2,213,638	1,229,009
Investment advisor expenses	2,168,611	2,066,737	1,991,416
Amortization of debt issuance costs	2,113,201	1,985,234	2,524,915
Director fees	725,500	653,807	467,563
Administrative services	516,717	775,643	528,559
Other	2,680,163	2,601,077	2,284,429
Total expenses	<u>84,045,893</u>	<u>83,987,758</u>	<u>73,629,064</u>
<b>Net Investment Income</b>	<u>50,371,706</u>	<u>47,638,075</u>	<u>73,661,532</u>
<b>Realized and Unrealized Gain (Loss):</b>			
Net realized gain (loss):			
Non-controlled, non-affiliated investments	34,440,557	(32,307,657)	(75,336,460)
Non-controlled, affiliated investments	14,509,924	21	2,223,371
Controlled investments	48,129,867	(31,888,848)	(14,819,901)
Foreign currency	—	(166,934)	(1,185,429)
Net realized gain (loss)	<u>97,080,348</u>	<u>(64,363,418)</u>	<u>(89,118,419)</u>
Net change in unrealized appreciation or depreciation on:			
Non-controlled, non-affiliated investments	(7,556,580)	35,861,087	72,727,614
Non-controlled, affiliated investments	60,637,440	41,815,585	9,580,694
Controlled investments	(62,611,683)	32,568,273	(10,972,967)
Foreign currency translation	(681,195)	(530,799)	1,472,779
Net change in unrealized appreciation (depreciation)	<u>(10,212,018)</u>	<u>109,714,146</u>	<u>72,808,120</u>
Net realized and unrealized gain (loss)	<u>86,868,330</u>	<u>45,350,728</u>	<u>(16,310,299)</u>
<b>Net Increase in Net Assets Resulting from Operations</b>	<u>\$ 137,240,036</u>	<u>\$ 92,988,803</u>	<u>\$ 57,351,233</u>
Net Investment Income Per Share—basic	<u>\$ 0.68</u>	<u>\$ 0.64</u>	<u>\$ 1.00</u>
Earnings Per Share—basic	<u>\$ 1.84</u>	<u>\$ 1.25</u>	<u>\$ 0.78</u>
Average Shares Outstanding—basic	<u>74,539,159</u>	<u>74,174,560</u>	<u>73,623,983</u>
Net Investment Income Per Share—diluted	<u>\$ 0.67</u>	<u>\$ 0.64</u>	<u>\$ 1.00</u>
Earnings Per Share—diluted	<u>\$ 1.70</u>	<u>\$ 1.19</u>	<u>\$ 0.78</u>
Average Shares Outstanding—diluted	<u>84,435,886</u>	<u>82,715,571</u>	<u>73,623,983</u>
Distributions Declared Per Share	<u>\$ 0.89</u>	<u>\$ 1.04</u>	<u>\$ 1.04</u>

The accompanying notes are an integral part of these consolidated financial statements.

**BlackRock Kelso Capital Corporation**  
**Consolidated Statements of Changes in Net Assets**

	<u>December 31, 2014</u>	<u>December 31, 2013</u>	<u>December 31, 2012</u>
<b>Net Increase in Net Assets Resulting from Operations:</b>			
Net investment income	\$ 50,371,706	\$ 47,638,075	\$ 73,661,532
Net realized gain (loss)	97,080,348	(64,363,418)	(89,118,419)
Net change in unrealized appreciation (depreciation)	(10,212,018)	109,714,146	72,808,120
Net increase in net assets resulting from operations	<u>137,240,036</u>	<u>92,988,803</u>	<u>57,351,233</u>
<b>Distributions to Stockholders from:</b>			
Net investment income	(47,252,222)	(44,542,806)	(5,434,267)
Tax return of capital	(19,069,182)	(32,599,852)	(71,138,035)
Total distributions	<u>(66,321,404)</u>	<u>(77,142,658)</u>	<u>(76,572,302)</u>
<b>Capital Share Transactions:</b>			
Equity component of convertible debt	—	1,189,747	—
Reinvestment of distributions	4,143,503	5,288,757	5,591,912
Purchases of treasury stock	(2,807,308)	—	—
Net increase in net assets resulting from capital share transactions	<u>1,336,195</u>	<u>6,478,504</u>	<u>5,591,912</u>
<b>Total Increase (Decrease) in Net Assets</b>	<u>72,254,827</u>	<u>22,324,649</u>	<u>(13,629,157)</u>
Net assets at beginning of year	709,704,341	687,379,692	701,008,849
Net assets at end of year	<u>\$ 781,959,168</u>	<u>\$ 709,704,341</u>	<u>\$ 687,379,692</u>
<b>Capital Share Activity:</b>			
Shares issued from reinvestment of distributions	478,545	569,804	621,797
Purchases of treasury stock	(333,108)	—	—
Net increase in shares outstanding	<u>145,437</u>	<u>569,804</u>	<u>621,797</u>

The accompanying notes are an integral part of these consolidated financial statements.

**BlackRock Kelso Capital Corporation**  
**Consolidated Statements of Cash Flows**

	December 31, 2014	December 31, 2013	December 31, 2012
<b>Operating Activities:</b>			
Net increase in net assets resulting from operations	\$ 137,240,036	\$ 92,988,803	\$ 57,351,233
<i>Adjustments to reconcile net increase in net assets resulting from operations:</i>			
PIK interest and dividends	(4,765,115)	(10,206,849)	(5,584,869)
Net amortization on investments	(3,244,765)	(13,975,663)	(16,258,453)
Amortization of debt issuance costs	2,113,201	1,985,234	2,524,915
Net change in unrealized on investments	9,530,823	(110,244,945)	(71,335,341)
Net change in unrealized on foreign currency translation	681,195	530,799	(1,472,779)
Net realized (gain) loss on investments	(97,080,348)	57,666,741	87,932,990
Net realized (gain) loss on foreign currency	—	166,934	1,185,429
<i>Changes in operating assets:</i>			
Purchase of investments	(526,928,302)	(523,528,274)	(311,512,999)
Purchase of foreign currency contracts—net	—	(59,002)	(1,188,704)
Proceeds from disposition of investments	581,536,599	442,623,803	314,755,655
Change in receivable for investments sold	12,396,084	(22,251,290)	2,229,709
Change in interest receivable	(2,385,971)	3,015,187	2,426,623
Change in dividends receivable	—	—	(317,146)
Change in prepaid expenses and other assets	(936,558)	(2,401,121)	(159,925)
<i>Changes in operating liabilities:</i>			
Change in payable for investments purchased	(21,000,000)	20,559,757	18,646
Change in interest payable	22,413	2,618,884	(315,052)
Change in management fees payable	(54,278)	176,604	333,138
Change in incentive management fees payable	2,782,388	14,447,274	8,399,771
Change in accrued administrative services	(28,500)	(7,000)	132,375
Change in other accrued expenses and payables	401,178	1,250,069	(827,904)
Net cash provided by (used in) operating activities	<u>90,280,080</u>	<u>(44,644,055)</u>	<u>68,317,312</u>
<b>Financing Activities:</b>			
Distributions paid in cash	(65,867,576)	(71,705,637)	(70,824,560)
Proceeds from debt	628,246,194	503,902,891	311,400,000
Repayments of debt	(658,000,000)	(371,581,650)	(307,550,000)
Deferred debt issuance costs	—	(6,618,906)	—
Purchase of treasury stock	(2,807,308)	—	—
Net cash provided by (used in) financing activities	<u>(98,428,690)</u>	<u>53,996,698</u>	<u>(66,974,560)</u>
Effect of exchange rate changes on cash	—	—	396
<b>Net increase (decrease) in cash</b>	<b>(8,148,610)</b>	<b>9,352,643</b>	<b>1,343,148</b>
<b>Cash and cash equivalents, beginning of period</b>	<b>18,474,784</b>	<b>9,122,141</b>	<b>7,778,993</b>
<b>Cash and cash equivalents, end of period</b>	<b><u>\$ 10,326,174</u></b>	<b><u>\$ 18,474,784</u></b>	<b><u>\$ 9,122,141</u></b>
<b>Supplemental disclosure of cash flow information and non-cash financing activities:</b>			
Cash paid during period for:			
Interest	\$ 21,108,094	\$ 16,968,352	\$ 18,995,668
Taxes	\$ 228,506	\$ 472,233	\$ 1,866,468
Distributions reinvested	\$ 4,143,503	\$ 5,288,757	\$ 5,591,912

The accompanying notes are an integral part of these consolidated financial statements.

**BlackRock Kelso Capital Corporation**  
**Consolidated Schedules of Investments**  
**December 31, 2014**

Portfolio Company	Industry(a)	Interest Rate	Maturity	Principal Amount or Number of Shares/Units	Cost(b)	Fair Value(c)
<b>Senior Secured Notes—13.0%</b>						
Advanced Lighting Technologies, Inc., First Lien(j)	<i>Lighting</i>	10.50%	6/1/19	\$ 20,000,000	\$ 19,661,100	\$ 16,000,000
AGY Holding Corp., Second Lien(e)(j)	<i>Glass Yarns/Fibers</i>	11.00%	12/15/16	21,762,500	20,262,404	20,021,500
American Piping Products, Inc., Second Lien(j)	<i>Distribution</i>	12.88%	11/15/17	10,000,000	9,878,458	10,200,000
BPA Laboratories Inc., First Lien(j)	<i>Healthcare Services</i>	12.25%	4/1/17	35,078,000	34,506,945	35,078,000
New Gulf Resources, LLC, First Lien(j)	<i>Energy</i>	11.75%	5/15/19	21,000,000	20,830,917	20,160,000
<b>Total Senior Secured Notes</b>					<u>105,139,824</u>	<u>101,459,500</u>
<b>Unsecured Debt—22.3%</b>						
Gordon Brothers Finance Company(g)(o)(q)	<i>Specialty Finance</i>	12.00%	10/31/21	71,032,057	71,032,057	71,032,057
Higginbotham Insurance Holdings, Inc.(o)	<i>Insurance</i>	9.75%	6/11/19	36,750,000	36,750,000	36,750,000
QHB Holdings LLC(p)	<i>Materials</i>	16.00%	12/17/19	20,000,000	20,000,000	20,000,000
Red Apple Stores Inc.(g)(h)(k)(p)	<i>Discount Stores</i>	18.00%	7/11/17	6,546,107	6,451,954	3,273,054
SVP Worldwide Ltd.(h)(k)(p)	<i>Consumer Products</i>	14.00%	6/27/18	44,619,592	44,619,592	43,504,102
<b>Total Unsecured Debt</b>					<u>178,853,603</u>	<u>174,559,213</u>
<b>Subordinated Debt—6.4%</b>						
Advantage Insurance Holdings Ltd.(e)(h)(j)(k)	<i>Insurance</i>	12.00%	9/30/15	3,000,000	3,000,000	3,000,000
Automobile Protection Corporation—APCO(o)	<i>Insurance</i>	9.76%	6/17/19	25,000,000	25,000,000	25,000,000
New Gulf Resources, LLC(j)(p)	<i>Energy</i>	12.00%	11/15/19	4,248,000	3,766,802	2,124,000
The Pay-O-Matic Corp.(p)	<i>Financial Services</i>	14.00%	9/30/16	20,400,000	20,400,000	20,400,000
<b>Total Subordinated Debt</b>					<u>52,166,802</u>	<u>50,524,000</u>

The accompanying notes are an integral part of these consolidated financial statements.

**BlackRock Kelso Capital Corporation**  
**Consolidated Schedules of Investments—(Continued)**  
**December 31, 2014**

Portfolio Company	Industry(a)	Interest Rate	Maturity	Principal Amount or Number of Shares/Units	Cost(b)	Fair Value(c)
<b>Senior Secured Loans—85.1%(f)</b>						
Accriva Diagnostics, Inc., First Lien	<i>Healthcare</i>	12.25%	1/17/19	\$ 21,000,000	\$ 21,000,000	\$ 21,000,000
AGY Holding Corp., Second Lien(e)	<i>Glass</i>					
	<i>Yarns/Fibers</i>	12.00%	9/15/16	19,763,384	19,763,384	19,763,384
AL Solutions, Inc., Term Loan B, Second Lien(p)	<i>Metals</i>	5.00%	12/31/19	74,702	—	—
Bankruptcy Management Solutions, Inc., Term Loan A, First Lien(g)(o)	<i>Financial Services</i>	4.50%	6/27/17	1,933,852	1,864,788	1,875,837
Bankruptcy Management Solutions, Inc., Term Loan B, First Lien(g)(o)	<i>Financial Services</i>	7.00%	6/27/18	11,857,195	10,297,730	10,197,193
GSE Environmental, Inc., First Lien(o)	<i>Manufacturing</i>	11.00%	8/11/21	42,352,941	42,352,941	42,352,941
Hunter Defense Technologies, Inc., Second Lien(o)	<i>Defense</i>	11.00%	2/5/20	45,000,000	45,000,000	45,000,000
JLL Pioneer Inc., Second Lien(o)	<i>Building Products</i>	9.50%	12/31/20	20,000,000	20,000,000	20,000,000
K2 Pure Solutions Nocal, L.P. First Lien(o)	<i>Chemicals</i>	10.00%	8/19/19	19,750,000	19,446,168	19,750,000
Learfield Communications, Inc., Second Lien(o)	<i>Media and Entertainment</i>	8.75%	10/9/21	3,000,000	2,977,889	2,977,889
MD America Energy, LLC, First Lien(o)	<i>Energy</i>	9.50%	8/4/19	20,000,000	19,078,302	19,600,000
MediMedia USA, Inc., First Lien(o)	<i>Information Services</i>	8.00%	11/20/18	14,825,358	14,616,580	14,825,358
MediMedia USA, Inc., Second Lien(o)	<i>Information Services</i>	12.25%	11/20/19	60,000,000	58,643,192	58,200,000
Novolex Holdings, Inc., Second Lien(o)	<i>Manufacturing</i>	9.75%	6/5/22	5,000,000	4,875,369	4,875,369
Oxford Mining Company, LLC, First Lien(o)(p)	<i>Energy</i>	12.25%	12/31/18	14,830,508	14,830,508	14,830,508
Pre-Paid Legal Services, Inc., Second Lien(o)	<i>Legal Services</i>	9.75%	7/1/20	25,000,000	24,704,338	25,000,000
Quality Home Brands Holdings LLC, Second Lien(o)	<i>Materials</i>	11.75%	6/17/19	40,000,000	40,000,000	40,000,000
Red Apple Stores Inc., Second Lien(g)(h)(k)	<i>Discount Stores</i>	16.00%	1/11/17	21,800,000	21,800,000	21,800,000
Road Infrastructure Investment, LLC, Second Lien(o)	<i>Manufacturing</i>	7.75%	9/30/21	9,000,000	8,266,249	8,266,249
Royal Adhesives and Sealants, LLC, Second Lien(o)	<i>Chemicals</i>	9.75%	1/31/19	6,000,000	5,911,071	6,047,498
Shoreline Energy LLC, Second Lien(o)	<i>Energy</i>	10.25%	3/30/19	28,750,000	28,082,037	27,168,749
SOURCEHOV, LLC, First Lien(o)	<i>Business Services</i>	7.75%	10/31/19	5,000,000	4,854,264	4,854,264
SOURCEHOV, LLC, Second Lien(o)	<i>Business Services</i>	11.50%	4/30/20	5,000,000	4,802,376	4,802,376
Sur La Table, Inc., First Lien	<i>Consumer Products</i>	12.00%	7/28/17	50,000,000	50,000,000	50,500,000

The accompanying notes are an integral part of these consolidated financial statements.

**BlackRock Kelso Capital Corporation**  
**Consolidated Schedules of Investments—(Continued)**  
**December 31, 2014**

Portfolio Company	Industry(a)	Interest Rate	Maturity	Principal Amount or Number of Shares/Units	Cost(b)	Fair Value(c)
U.S. Well Services, LLC, First Lien(o)	<i>Energy</i>	12.00%	5/2/19	\$ 43,395,839	\$ 43,395,839	\$ 43,395,839
United Subcontractors, Inc., First Lien(e)(o)(p)	<i>Building and Construction</i>	4.26%	6/30/15	6,349,276	6,295,586	6,349,276
Vertellus Specialties Inc., First Lien(o)	<i>Specialty Chemicals</i>	10.50%	10/31/19	54,862,500	54,862,500	54,862,500
Water Pik, Inc., Second Lien(o)	<i>Consumer Products</i>	9.75%	1/8/21	22,868,421	22,195,683	22,868,421
WBS Group LLC, First Lien(g)(o)	<i>Software</i>	9.50%	6/30/15	27,284,255	27,284,255	27,284,255
WBS Group LLC, Second Lien(g)(o)	<i>Software</i>	10.50%	12/31/15	24,999,000	24,833,200	20,249,190
Westward Dough Operating Company, LLC, First Lien(g)	<i>Restaurants</i>	9.00%	3/2/17	6,590,896	6,590,896	6,590,896
<b>Total Senior Secured Loans</b>					<u>668,625,145</u>	<u>665,287,992</u>
<b>Preferred Stock—5.2%</b>						
Advantage Insurance Holdings Ltd.(e)(h)(j)(k)	<i>Insurance</i>	8.00%		750,000	8,215,588	8,379,450
KAGY Holding Company, Inc. (AGY Holding Corp.)(e)	<i>Glass</i>					
Gordon Brothers Finance Company(g)(q)	<i>Yarns/Fibers</i>	20.00%		22,960	5,954,917	3,266,124
Progress Financial Corporation, Series F-1(d)	<i>Specialty Finance</i>	13.50%		12,986	12,985,556	12,985,556
Progress Financial Corporation, Series G(d)	<i>Financial Services</i>			963,710	740,313	2,842,945
USI Senior Holdings, Inc. (United Subcontractors)(d)(e)	<i>Financial Services</i>			1,758,256	2,013,112	5,186,855
	<i>Building and Construction</i>			260,798	5,374,317	7,823,940
<b>Total Preferred Stock</b>					<u>35,283,803</u>	<u>40,484,870</u>
<b>Common Stock—13.7%(d)</b>						
Bankruptcy Management Solutions, Inc.(g)	<i>Financial Services</i>			368,790	16,654,505	23,997,165
DynaVox Inc.(l)	<i>Augmentative Communication Products</i>			272,369	758,069	13,618
Gordon Brothers Finance Company(g)(q)	<i>Specialty Finance</i>			10,598	10,598,300	10,598,300
M & M Tradition Holdings Corp.(e)	<i>Sheet Metal Fabrication</i>			500,000	5,000,000	13,500,000
Red Apple Stores Inc.(g)(h)(i)(k)	<i>Discount Stores</i>			8,756,859	7,561,626	—
Tygem Holdings, Inc., Class A	<i>Metals</i>			30,000	—	—

The accompanying notes are an integral part of these consolidated financial statements.

**BlackRock Kelso Capital Corporation**  
**Consolidated Schedules of Investments—(Continued)**  
**December 31, 2014**

Portfolio Company	Industry(a)	Interest Rate	Maturity	Principal Amount or Number of Shares/Units	Cost(b)	Fair Value(c)
USI Senior Holdings, Inc. (United Subcontractors)(e)	<i>Building and Construction</i>			260,798	\$ 9,019,888	\$ 58,869,933
<b>Total Common Stock</b>					<u>49,592,388</u>	<u>106,979,016</u>
<b>Limited Partnership/Limited Liability Company Interests—12.6%</b>						
ECI Cayman Holdings, LP(d)(h)(j)(k)	<i>Electronics</i>			3,184	3,183,840	3,916,766
Higginbotham Investment Holdings, LLC(d)	<i>Insurance</i>			1,163	726,745	1,932,559
Marquette Transportation Company Holdings, LLC(d)(m)	<i>Transportation</i>			25,000	5,000,000	8,841,000
Marsico Holdings, LLC(d)(j)	<i>Financial Services</i>			91,445	1,848,077	5,487
Penton Business Media Holdings, LLC(d)(e)	<i>Information Services</i>			226	9,050,000	70,182,000
PG Holdco, LLC	<i>Healthcare Services</i>	15.00%		333	495,388	495,388
PG Holdco, LLC, Class A(d)	<i>Healthcare Services</i>			16,667	166,667	613,806
Sentry Security Systems Holdings, LLC(d)	<i>Security Services</i>			147,271	147,271	20,618
Sentry Security Systems Holdings, LLC	<i>Security Services</i>	8.00%		602,729	1,106,660	1,106,660
U.S. Well Services, LLC(j)(r)	<i>Energy</i>	8.00%		8,000	8,078,222	9,244,444
WBS Group LLC(d)(g)(n)	<i>Software</i>			100	1,000	—
Westward Dough Holdings, LLC, Class A(d)(g)	<i>Restaurants</i>			350,000	9,260,324	2,233,000
<b>Total Limited Partnership/Limited Liability Company Interests</b>					<u>39,064,194</u>	<u>98,591,728</u>
<b>Equity Warrants/Options—2.5%(d)</b>						
Bankruptcy Management Solutions, Inc., Tranche A(g)	<i>Financial Services</i>		expire 6/27/18	28,464	375,040	711,315
Bankruptcy Management Solutions, Inc., Tranche B(g)	<i>Financial Services</i>		expire 6/27/19	30,654	342,295	638,523
Bankruptcy Management Solutions, Inc., Tranche C(g)	<i>Financial Services</i>		expire 6/27/20	45,981	468,803	857,086
Facet Investment, Inc.	<i>Medical Devices</i>		expire 1/18/21	1,978	250,000	—

The accompanying notes are an integral part of these consolidated financial statements.

**BlackRock Kelso Capital Corporation**  
**Consolidated Schedules of Investments—(Continued)**  
**December 31, 2014**

Portfolio Company	Industry(a)	Interest Rate	Maturity	Principal Amount or Number of Shares/ Units	Cost(b)	Fair Value(c)
Marsico Parent Superholdco, LLC(j)	<i>Financial Services</i>		expire 12/14/19	455	\$ 444,450	\$ —
New Gulf Resources, LLC(j)	<i>Energy</i>		expire 5/9/24	4,000	506,505	—
Progress Financial Corporation	<i>Financial Services</i>			6,959,220	3,183,106	17,054,745
Twin River Worldwide Holdings, Inc., Contingent Value Rights	<i>Gaming</i>		expire 11/5/17	1,000	5,000	568,750
<b>Total Equity Warrants/Options</b>					<u>5,575,199</u>	<u>19,830,419</u>
<b>TOTAL INVESTMENTS—160.8%</b>					<u>1,134,300,958</u>	<u>1,257,716,738</u>
<b>OTHER ASSETS &amp; LIABILITIES (NET)—(60.8)%</b>						<u>(475,757,570)</u>
<b>NET ASSETS—100.0%</b>						<u>\$ 781,959,168</u>

- (a) Unaudited
- (b) Represents amortized cost for fixed income securities and cost for preferred and common stock, limited partnership/limited liability company interests and equity warrants/options.
- (c) Fair value is determined by or under the direction of the Company's Board of Directors. See Note 2 for further details.
- (d) Non-income producing securities at December 31, 2014.
- (e) Transaction and other information for "non-controlled, affiliated" investments under the Investment Company Act of 1940, whereby the Company owns 5% or more (but not more than 25%) of the portfolio company's outstanding voting securities.
- (f) Approximately 82% of the senior secured loans of the Company's portfolio companies bear interest at a floating rate that may be determined by reference to the London Interbank Offered Rate (LIBOR) or other base rate (commonly the Federal Funds Rate or the Prime Rate), at the borrower's option. In addition, approximately 81% of such senior secured loans have floors of 0.50% to 1.50%. The borrower under a senior secured loan generally has the option to select from interest reset periods of one, two, three or six months and may alter that selection at the end of any reset period. The stated interest rate represents the weighted average interest rate at December 31, 2014 of all contracts within the specified loan facility.

The accompanying notes are an integral part of these consolidated financial statements.



## Table of Contents

Non-controlled, Affiliated Investments	Fair Value at December 31, 2013	Gross Additions (Cost)*	Gross Reductions (Cost)**	Net Unrealized Gain (Loss)	Fair Value at December 31, 2014	For the Year Ended December 31, 2014				
						Net Realized Gain (Loss)	Interest Income	Fee Income	Dividend Income	
Advantage Insurance Holdings Ltd.:										
Subordinated Debt	\$ —	\$ 7,395,373	\$ (4,395,373)	\$ —	\$ 3,000,000	\$ —	\$ 264,518	\$ —	\$ —	\$ —
Preferred Stock	5,100,822	3,114,766	—	163,862	8,379,450	—	—	—	—	489,764
AGY Holding Corp.:										
Senior Secured Note	19,151,000	799,894	—	70,606	20,021,500	—	3,193,769	—	—	—
Senior Secured Loan	7,964,650	11,798,734	—	—	19,763,384	—	1,287,111	—	—	—
BKC CLO 2014-1, Ltd.										
Preferred Stock	—	6,972,000	(6,972,000)	—	— †	423,373	—	—	—	—
KAGY Holding Company, Inc. (AGY Holding Corp.)										
Preferred Stock	4,732,950	938,398	—	(2,405,224)	3,226,124	—	—	—	—	938,396
M&M Tradition Holdings Corp.										
Common Stock	9,250,000	—	—	4,250,000	13,500,000	—	—	—	—	—
Penton Business Media Holdings, LLC										
Limited Liability Co. Interest	36,441,130	—	—	33,740,870	70,182,000	—	—	—	—	—
United Subcontractors, Inc.										
Senior Secured Loan	5,015,119	1,361,655	—	(27,498)	6,349,276	—	343,999	—	—	—
USI Senior Holdings, Inc.:										
Common Stock	21,575,553	5,205,607	—	32,088,773	58,869,933	—	—	—	—	—
Preferred Stock	6,262,254	1,561,682	—	4	7,823,940	—	—	—	—	—
VSS-AHC Consolidated Holdings Corp. (Advanstar Global LLC)										
Preferred Stock	5,208,213	801,577	(6,009,790)	—	— †	—	—	—	—	801,578
VSS-AHC Holdings LLC. (Advanstar Global LLC)										
Limited Liability Co. Interest	13,394,600	—	(6,150,647)	(7,243,953)	— †	14,086,551	—	—	—	—
Totals	\$ 134,096,291	\$ 39,949,686	\$ (23,527,810)	\$ 60,637,440	\$ 211,155,607	\$ 14,509,924	\$ 5,089,397	\$ —	\$ —	\$ 2,229,738

\* Gross additions include increases in the cost basis of investments resulting from new portfolio investments, payment-in-kind ("PIK") interest or dividends, the amortization of unearned income, the exchange of one or more existing securities for one or more new securities and the movement of an existing portfolio company into this category from a different category.

\*\* Gross reductions include decreases in the cost basis of investments resulting from principal collections related to investment repayments or sales, the exchange of one or more existing securities for one or more new securities and the movement of an existing portfolio company out of this category into a different category.

† Investment no longer held as of December 31, 2014.

The aggregate fair value of non-controlled, affiliated investments at December 31, 2014 represents 27.0% of the Company's net assets.

- (g) Transaction and other information for "controlled" investments under the Investment Company Act of 1940, whereby the Company owns more than 25% of the portfolio company's outstanding voting securities.
- (h) Non-U.S. company or principal place of business outside the U.S.
- (i) Original purchase denominated in Canadian dollars.
- (j) Security is exempt from registration under Rule 144A of the Securities Act of 1933. Such securities may be resold in transactions that are exempt from registration, normally to qualified institutional buyers. In the aggregate, these securities represent 16.4% of the Company's net assets at December 31, 2014.
- (k) BDCs are required to invest at least 70% of their total assets primarily in securities of private or thinly traded U.S. public companies, cash, cash equivalents, U.S. Government securities and other high quality debt investments that mature in one year or less. The securities referenced represent either fully or partially non-qualified assets for purposes of this requirement.
- (l) During the period DynaVox completed an exchange of the outstanding L.L.C. units into an equivalent number of common shares.
- (m) The Company is the sole stockholder of BKC MTCH Blocker, Inc., a consolidated subsidiary, which is the beneficiary of less than 5% of the voting securities of Marquette Transportation Company Holdings, LLC and thus a non-controlled, non-affiliated investment.
- (n) The Company is the sole stockholder of BKC-WBS, LLC, a consolidated subsidiary, which is the beneficiary of more than 25% of the voting securities of WBS Group LLC and thus a controlled investment.

The accompanying notes are an integral part of these consolidated financial statements.

[Table of Contents](#)

Controlled Investments	For the Year Ended December 31, 2014								
	Fair Value at December 31, 2013	Gross Additions (Cost)*	Gross Reductions (Cost)**	Net Unrealized Gain (Loss)	Fair Value at December 31, 2014	Net Realized Gain (Loss)	Interest Income	Fee Income	Dividend Income
<b>Bankruptcy Management Solutions, Inc.:</b>									
Senior Secured Loan, First Lien, A	\$ 1,596,458	\$ 364,652	\$ (45,314)	\$ (39,959)	\$ 1,875,837	\$ —	\$ 113,543	\$ 250,000	\$ —
Senior Secured Loan, First Lien, B	10,458,655	513,273	(304,033)	(470,702)	10,197,193	—	1,368,109	—	—
Common Stock	17,242,928	—	—	6,754,237	23,997,165	—	—	—	—
Warrants	1,193,880	—	—	1,013,044	2,206,924	—	—	—	—
<b>ECI Holdco, Inc.</b>									
Common Stock	68,604,042	302,973	(23,380,670)	(45,526,345)	— †	48,129,867	—	—	—
<b>Gordon Brothers Finance Company:</b>									
Unsecured Debt	—	71,032,057	—	—	71,032,057	—	1,467,996	2,968,701	—
Preferred Stock	—	12,985,556	—	—	12,985,556	—	—	—	301,914
Common Stock	—	10,598,300	—	—	10,598,300	—	—	—	—
<b>Red Apple Stores Inc.:</b>									
Unsecured Debt	5,454,365	997,589	—	(3,178,900)	3,273,054	—	997,589	—	—
Senior Secured Loan	20,000,000	1,800,000	—	—	21,800,000	—	3,285,850	—	—
Common Stock	8,242,821	273,127	954,322	(7,561,626)	—	—	—	—	—
<b>WBS Group LLC:</b>									
Senior Secured Loan, First Lien	27,284,255	—	—	—	27,284,255	—	1,965,603	—	—
Senior Secured Loan, Second Lien	24,999,000	180,930	—	(4,930,740)	20,249,190	—	2,788,250	—	—
Limited Liability Co. Interest	6,056,783	—	—	(6,056,783)	—	—	868,021	—	—
<b>Westward Dough Operating Company, LLC</b>									
Senior Secured Loan	6,656,805	—	—	(65,909)	6,590,896	—	438,661	—	—
<b>Westward Dough Holdings, LLC</b>									
Limited Liability Co. Interest	4,781,000	—	—	(2,548,000)	2,233,000	—	—	—	—
<b>Totals</b>	<b>\$ 202,570,992</b>	<b>\$ 99,048,457</b>	<b>\$ (24,684,339)</b>	<b>\$ (62,611,683)</b>	<b>\$ 214,323,427</b>	<b>\$ 48,129,867</b>	<b>\$ 13,293,622</b>	<b>\$ 3,218,701</b>	<b>\$ 301,914</b>

\* Gross additions include increases in the cost basis of investments resulting from new portfolio investments, PIK interest or dividends, the amortization of unearned income, the exchange of one or more existing securities for one or more new securities and the movement of an existing portfolio company into this category from a different category.

\*\* Gross reductions include decreases in the cost basis of investments resulting from principal collections related to investment repayments or sales, the exchange of one or more existing securities for one or more new securities and the movement of an existing portfolio company out of this category into a different category.

† Investment no longer held at December 31, 2014.

The aggregate fair value of controlled investments at December 31, 2014 represents 27.4% of the Company's net assets.

- (o) Security bears interest at a floating rate that may or may not include an interest rate floor.
- (p) Interest may be paid in cash or PIK, or a combination thereof which is generally at the option of the borrower. PIK earned is included in the cost basis of the security. PIK represented approximately 2.4% of interest income earned for the year ended December 31, 2014. In accordance with the Company's policy, PIK may be recorded on an effective yield basis.
- (q) This investment is deemed significant under the SEC Rule 4-08(g). At December 31, 2014 total assets of Gordon Brothers Finance Company were \$265.2 million and net income for the period ended December 31, 2014 was \$48.0 thousand. Gordon Brothers Finance Company commenced operations on October 31, 2014.
- (r) The Company is the sole stockholder of BKC ASW Blocker, Inc., a consolidated subsidiary, which is the beneficiary of less than 5% of the voting securities of U.S. Well Services, LLC and thus a non-controlled, non-affiliated investment.

The accompanying notes are an integral part of these consolidated financial statements.

**BlackRock Kelso Capital Corporation**  
**Consolidated Schedules of Investments**  
**December 31, 2013**

Portfolio Company	Industry(a)	Interest Rate	Maturity	Principal Amount or Number of Shares/Units	Cost(b)	Fair Value(c)
<b>Senior Secured Notes—31.9%</b>						
Advanced Lighting Technologies, Inc., First Lien(i)	<i>Lighting</i>	10.50%	6/1/19	\$ 20,000,000	\$ 19,582,933	\$ 15,000,000
AGY Holding Corp., Second Lien(d)(i)	<i>Glass</i>					
	<i>Yarns/Fibers</i>	11.00%	12/15/16	21,762,500	19,462,510	19,151,000
American Piping Products, Inc., Second Lien(i)	<i>Distribution</i>	12.88%	11/15/17	20,000,000	19,669,891	19,800,000
American Residential Services L.L.C. et al., Second Lien(i)	<i>HVAC/Plumbing Services</i>					
	<i>Healthcare Services</i>	12.00%	4/15/15	46,000,000	45,801,024	46,000,000
BPA Laboratories Inc., First Lien(i)	<i>Restaurants</i>	12.25%	4/1/17	35,078,000	34,243,609	35,078,000
Sizzling Platter LLC et al., First Lien(i)	<i>Food Service</i>	12.25%	4/15/16	30,000,000	29,508,767	30,600,000
TriMark USA, LLC., Second Lien(n)(o)	<i>Equipment</i>					
	<i>Energy</i>	13.00%	6/29/16	52,138,638	52,138,638	52,138,638
U.S. Well Services, LLC, Second Lien(i)		14.50%	2/15/17	9,000,000	8,917,538	8,917,538
<b>Total Senior Secured Notes</b>					<u>229,324,910</u>	<u>226,685,176</u>
<b>Unsecured Debt—16.7%</b>						
Higginbotham Insurance Holdings, Inc.	<i>Insurance</i>	11.00%	12/14/18	36,750,000	36,750,000	36,750,000
QHB Holdings LLC(o)	<i>Materials</i>	16.00%	12/17/19	20,000,000	20,000,000	20,000,000
Red Apple Stores Inc.(f)(g)(o)(q)	<i>Discount Stores</i>					
	<i>Consumer Products</i>	18.00%	7/11/17	5,454,365	5,454,365	5,454,365
SVP Worldwide Ltd.(g)(o)(q)	<i>Media &amp; Entertainment</i>					
		14.00%	6/27/18	44,170,052	44,170,052	44,170,052
Townsquare Media, LLC(o)		10.00%	9/30/19	12,156,667	12,156,667	12,156,667
<b>Total Unsecured Debt</b>					<u>118,531,084</u>	<u>118,531,084</u>
<b>Subordinated Debt—11.1%</b>						
A & A Manufacturing Co., Inc.(o)	<i>Protective Enclosures</i>	14.00%	5/16/16	32,995,314	32,995,314	32,995,314
Automobile Protection Corporation—APCO(n)	<i>Insurance</i>	9.74%	6/17/19	25,000,000	25,000,000	25,000,000
The Pay-O-Matic Corp.(o)	<i>Financial Services</i>					
		14.00%	9/30/16	20,400,000	20,400,000	20,400,000
<b>Total Subordinated Debt</b>					<u>78,395,314</u>	<u>78,395,314</u>

The accompanying notes are an integral part of these consolidated financial statements.

**BlackRock Kelso Capital Corporation**  
**Consolidated Schedules of Investments—(Continued)**  
**December 31, 2013**

Portfolio Company	Industry(a)	Interest Rate	Maturity	Principal Amount or Number of Shares/Units	Cost(b)	Fair Value(c)
<b>Senior Secured Loans—74.3%(e)</b>						
Accriva Diagnostics, Inc., First Lien	Healthcare	12.25%	1/17/19	\$ 21,000,000	\$ 21,000,000	\$ 21,000,000
AGY Holding Corp., Second Lien(d)	Glass					
AL Solutions, Inc., Term Loan B, Second Lien(o)	Yarns/Fibers	12.00%	9/15/16	7,964,650	7,964,650	7,964,650
Alpha Media Group Inc., First Lien(o)	Metals	5.00%	12/31/19	71,032	—	—
AmQuip Crane Rental LLC, Second Lien	Publishing	12.00%	7/15/16	6,280,313	4,338,433	538,000
Arclin US Holdings Inc., Second Lien(g)(n)(q)	Construction					
Ascend Learning, LLC, Second Lien(n)	Equipment	12.00%	12/19/17	41,068,361	41,068,361	39,014,942
Attachmate Corporation et al., Second Lien(n)	Chemicals	7.75%	1/15/15	3,451,615	3,271,711	3,451,615
Bankruptcy Management Solutions, Inc., Term Loan A, First Lien(f)(n)	Education	11.50%	12/6/17	20,000,000	20,000,000	20,000,000
Bankruptcy Management Solutions, Inc., Term Loan B, First Lien(f)(n)	Software	11.00%	11/22/18	24,191,324	23,849,327	24,191,324
	Financial Services	4.50%	6/27/17	1,645,833	1,545,450	1,596,458
	Financial Services	7.00%	6/27/18	12,161,227	10,088,490	10,458,655
Citrus Energy Appalachia, LLC, Second Lien(n)	Energy	9.75%	7/26/18	27,787,500	26,993,013	26,953,875
Isola USA Corp., First Lien(n)	Laminate Products	9.25%	11/29/18	5,000,000	4,925,500	5,050,000
K2 Pure Solutions Nocal, L.P. First Lien(n)	Chemicals	10.00%	8/19/19	20,000,000	19,624,645	20,000,000
MediMedia USA, Inc., First Lien(n)	Information Services	8.00%	11/20/18	9,950,000	9,683,071	9,651,500
MediMedia USA, Inc., Second Lien(n)	Information Services	12.25%	11/20/19	60,000,000	58,360,932	58,200,000
Omnitracs, Inc., Second Lien(n)	Trucking Fleet Management	8.75%	5/25/21	3,000,000	2,970,195	3,020,625
Pre-Paid Legal Services, Inc., Second Lien(n)	Legal Services	9.75%	7/1/20	25,000,000	24,649,793	25,000,000
Quality Home Brands Holdings LLC, Second Lien(n)	Materials	11.75%	6/17/19	40,000,000	40,000,000	40,000,000
Red Apple Stores Inc., Second Lien(f)(g)(q)	Discount Stores	16.00%	1/11/17	20,000,000	20,000,000	20,000,000
Renaissance Learning, Inc., Second Lien(n)	Education Software	8.75%	5/14/21	3,000,000	2,955,733	3,031,875
Road Infrastructure Investment, LLC, Second Lien(n)	Manufacturing	10.25%	9/30/18	15,000,000	14,831,430	15,000,000
Royal Adhesives and Sealants, LLC, Second Lien(n)	Chemicals	9.75%	1/31/19	6,000,000	5,888,863	6,075,000
Shoreline Energy LLC, Second Lien(n)	Energy	10.25%	3/30/19	30,000,000	29,139,991	30,000,000

The accompanying notes are an integral part of these consolidated financial statements.

**BlackRock Kelso Capital Corporation**  
**Consolidated Schedules of Investments—(Continued)**  
**December 31, 2013**

Portfolio Company	Industry(a)	Interest Rate	Maturity	Principal Amount or Number of Shares/Units	Cost(b)	Fair Value(c)
Sur La Table, Inc., First Lien	Consumer Products	12.00%	7/28/17	\$ 50,000,000	\$ 50,000,000	\$ 51,000,000
United Subcontractors, Inc., First Lien(d)(n)(o)	Building and Construction	4.25%	6/30/15	5,015,119	4,933,931	5,015,119
Water Pik, Inc., Second Lien(n)	Consumer Products	9.75%	1/8/21	22,500,000	21,552,192	22,050,000
WBS Group LLC, First Lien(f)(n)	Software	9.50%	6/30/15	27,284,255	27,284,255	27,284,255
WBS Group LLC, Second Lien(f)(n)	Software	10.50%	12/31/15	24,999,000	24,652,270	24,999,000
Westward Dough Operating Company, LLC, First Lien(f)	Restaurants	8.00%	3/2/17	6,590,896	6,590,896	6,656,805
<b>Total Senior Secured Loans</b>					<u>528,163,132</u>	<u>527,203,698</u>
<b>Preferred Stock—3.5%</b>						
Advantage Insurance Holdings, Ltd.(d)(g)(i)(q)	Insurance	8.00%		500,000	5,100,822	5,100,822
Alpha Media Group Holdings Inc., Series A-2(p)	Publishing			5,000	—	—
KAGY Holding Company, Inc. (AGY Holding Corp.)(d)	Glass					
	Yarns/Fibers	20.00%		22,960	5,016,519	4,732,950
Progress Financial Corporation, Series F-1(p)	Financial Services			963,710	740,313	1,263,255
Progress Financial Corporation, Series G(p)	Financial Services			1,758,256	2,013,112	2,304,765
USI Senior Holdings, Inc. (United Subcontractors)(d)(p)	Building and Construction			208,742	3,812,635	6,262,254
VSS-AHC Consolidated Holdings Corp. (Advanstar Global LLC)(d)	Printing/Publishing	15.00%		4,809	5,208,213	5,208,213
<b>Total Preferred Stock</b>					<u>21,891,614</u>	<u>24,872,259</u>
<b>Common Stock—20.2%(p)</b>						
Alpha Media Group Holdings Inc., Class B	Publishing			12,500	—	—
Arclin Cayman Holdings Ltd.(g)(q)	Chemicals			450,532	9,722,203	18,440,000
Bankruptcy Management Solutions, Inc.(f)	Financial Services			368,124	16,654,505	17,242,928
ECI Holdco, Inc., Class A-1(f)	Electronics			20,540,133	23,077,697	68,604,042
M & M Tradition Holdings Corp.(d)	Sheet Metal Fabrication			500,000	5,000,000	9,250,000
Red Apple Stores Inc.(f)(g)(h)(q)	Discount Stores			8,756,859	8,242,821	8,242,821
Tygem Holdings, Inc., Class A	Metals			30,000	—	—

The accompanying notes are an integral part of these consolidated financial statements.

**BlackRock Kelso Capital Corporation**  
**Consolidated Schedules of Investments—(Continued)**  
**December 31, 2013**

Portfolio Company	Industry(a)	Interest Rate	Maturity	Principal Amount or Number of Shares/Units	Cost(b)	Fair Value(c)
USI Senior Holdings, Inc. (United Subcontractors)(d)	<i>Building and Construction</i>			208,742	\$ 3,814,281	\$ 21,575,553
<b>Total Common Stock</b>					<u>66,511,507</u>	<u>143,355,344</u>
<b>Limited Partnership/Limited Liability Company Interests—9.6%</b>						
ARS Investment Holdings, LLC(j)(p)	<i>HVAC/ Plumbing Services</i>			128,358	21,658	1,130,000
DynaVox Systems Holdings, LLC(k)(p)	<i>Augmentative Communication Products</i>			272,369	758,069	32,684
Higginbotham Investment Holdings, LLC(p)	<i>Insurance</i>			1,163	1,139,535	1,715,117
Marquette Transportation Company Holdings, LLC(l)(p)	<i>Transportation</i>			25,000	5,000,000	2,912,000
Marsico Holdings, LLC(i)(p)	<i>Financial Services</i>			91,445	1,848,077	18,732
Penton Business Media Holdings, LLC(d)(p)	<i>Information Services</i>			226	9,050,000	36,441,130
PG Holdco, LLC	<i>Healthcare Services</i>	15.00%		333	430,772	430,772
PG Holdco, LLC, Class A(p)	<i>Healthcare Services</i>			16,667	166,667	410,569
Sentry Security Systems Holdings, LLC(p)	<i>Security Services</i>			147,271	147,271	15,943
Sentry Security Systems Holdings, LLC	<i>Security Services</i>	8.00%		602,729	1,024,686	1,024,686
VSS-AHC Holdings LLC (Advanstar Global LLC)(d)(p)	<i>Printing/ Publishing</i>			884,716	6,150,647	13,394,600
WBS Group LLC(f)(m)(p)	<i>Software</i>			—	1,000	6,056,783
Westward Dough Holdings, LLC, Class A(f)(p)	<i>Restaurants</i>			350,000	9,260,324	4,781,000
<b>Total Limited Partnership/Limited Liability Company Interests</b>					<u>34,998,706</u>	<u>68,364,016</u>

The accompanying notes are an integral part of these consolidated financial statements.

**BlackRock Kelso Capital Corporation**  
**Consolidated Schedules of Investments—(Continued)**  
**December 31, 2013**

Portfolio Company	Industry(a)	Interest Rate	Maturity	Principal Amount or Number of Shares/Units	Cost(b)	Fair Value(c)
<b>Equity Warrants/Options—4.3%(p)</b>						
Arclin Cayman Holdings Ltd., Tranche 1(g)(q)	Chemicals		expire 1/15/14	230,159	\$ 403,815	\$ 6,082,021
Arclin Cayman Holdings Ltd., Tranche 2(g)(q)	Chemicals		expire 1/15/15	230,159	323,052	6,088,754
Arclin Cayman Holdings Ltd., Tranche 3(g)(q)	Chemicals		expire 1/15/14	230,159	484,578	5,391,543
Arclin Cayman Holdings Ltd., Tranche 4(g)(q)	Chemicals		expire 1/15/15	230,159	403,815	5,399,833
Bankruptcy Management Solutions, Inc., Tranche A(f)	Financial Services		expire 6/27/18	28,464	375,040	375,725
Bankruptcy Management Solutions, Inc., Tranche B(f)	Financial Services		expire 6/27/19	30,654	342,295	343,631
Bankruptcy Management Solutions, Inc., Tranche C(f)	Financial Services		expire 6/27/20	45,981	468,803	474,524
Facet Investment, Inc.	Medical Devices		expire 1/18/21	1,978	250,000	80,415
Marsico Parent Superholdco, LLC(i)	Financial Services		expire 12/14/19	455	444,450	—
Progress Financial Corporation	Financial Services		expire various	6,959,220	3,183,106	5,729,127
Twin River Worldwide Holdings, Inc., Contingent Value Rights	Gaming		expire 11/5/17	1,000	5,000	600,000
<b>Total Equity Warrants/Options</b>					<b>6,683,954</b>	<b>30,565,573</b>
<b>TOTAL INVESTMENTS—171.6%</b>					<b>\$1,084,500,221</b>	<b>1,217,972,464</b>
<b>OTHER ASSETS &amp; LIABILITIES (NET)—(71.6)%</b>						<b>(508,268,123)</b>
<b>NET ASSETS—100.0%</b>						<b>\$ 709,704,341</b>

- (a) Unaudited
- (b) Represents amortized cost for fixed income securities and cost for preferred and common stock, limited partnership/limited liability company interests and equity warrants/options.
- (c) Fair value is determined by or under the direction of the Company's Board of Directors. See Note 2 for further details.
- (d) Transaction and other information for "non-controlled, affiliated" investments under the Investment Company Act of 1940, whereby the Company owns 5% or more (but not more than 25%) of the portfolio company's outstanding voting securities.
- (e) Approximately 72% of the senior secured loans of the Company's portfolio companies bear interest at a floating rate that may be determined by reference to the London Interbank Offered Rate (LIBOR) or other base rate (commonly the Federal Funds Rate or the Prime Rate), at the borrower's option. In addition, approximately 71% of such senior secured loans have floors of 1.00% to 1.75%. The borrower under a senior secured loan generally has the option to select from interest reset periods of one, two, three or six months and may alter that selection at the end of any reset period. The stated interest rate represents the weighted average interest rate at December 31, 2013 of all contracts within the specified loan facility.

The accompanying notes are an integral part of these consolidated financial statements.

## Table of Contents

Non-controlled, Affiliated Investments	Fair Value at December 31, 2012	Gross Additions (Cost)*	Gross Reductions (Cost)**	Net Unrealized Gain (Loss)	Fair Value at December 31, 2013	For the Year Ended December 31, 2013			
						Net Realized Gain (Loss)	Interest Income	Fee Income	Dividend Income
Advantage Insurance Holdings, Ltd. Preferred Stock	\$ —	\$ 5,100,822	\$ —	\$ —	\$ 5,100,822	\$ —	\$ —	\$ —	\$ 100,823
AGY Holding Corp.:									
Senior Secured Note	—	19,462,510	—	(311,510)	19,151,000 †	—	1,528,400	—	—
Senior Secured Loan	—	7,964,650	—	—	7,964,650 †	—	496,462	—	—
KAGY Holding Company, Inc. (AGY Holding Corp.) Preferred Stock	—	5,016,519	—	(283,569)	4,732,950 †	—	—	—	501,229
M&M Tradition Holdings Corp. Common Stock	6,250,000	—	—	3,000,000	9,250,000	—	—	—	—
Penton Business Media Holdings, LLC Limited Liability Co. Interest	22,111,124	—	—	14,330,006	36,441,130	—	—	—	—
Penton Media, Inc. et al. Senior Secured Loan	20,822,342	3,834,740	(23,687,192)	(969,890)	—	—	4,599,171	—	—
United Subcontractors, Inc. Senior Secured Loan	3,242,631	1,454,257	—	318,231	5,015,119	21	406,643	—	—
USI Senior Holdings, Inc.:									
Common Stock	3,485,140	88,832	(344)	18,001,925	21,575,553	—	—	—	—
Preferred Stock	4,934,133	87,527	—	1,240,594	6,262,254	—	—	—	—
VSS-AHC Consolidated Holdings Corp. (Advanstar Global LLC) Preferred Stock	—	5,208,213	—	—	5,208,213	—	—	—	399,212
VSS-AHC Holdings LLC. (Advanstar Global LLC) Limited Liability Co. Interest	6,904,802	—	—	6,489,798	13,394,600	—	—	—	—
<b>Totals</b>	<b>\$ 67,750,172</b>	<b>\$48,218,070</b>	<b>\$(23,687,536)</b>	<b>\$41,815,585</b>	<b>\$ 134,096,291</b>	<b>\$ 21</b>	<b>\$7,030,676</b>	<b>\$ —</b>	<b>\$1,001,264</b>

\* Gross additions include increases in the cost basis of investments resulting from new portfolio investments, payment-in-kind (“PIK”) interest or dividends, the amortization of unearned income, the exchange of one or more existing securities for one or more new securities and the movement of an existing portfolio company into this category from a different category.

\*\* Gross reductions include decreases in the cost basis of investments resulting from principal collections related to investment repayments or sales, the exchange of one or more existing securities for one or more new securities and the movement of an existing portfolio company out of this category into a different category.

† Investment moved into non-controlled, affiliated category during the period.

The aggregate fair value of non-controlled, affiliated investments at December 31, 2013 represents 18.9% of the Company’s net assets.

- (f) Transaction and other information for “controlled” investments under the Investment Company Act of 1940, whereby the Company owns more than 25% of the portfolio company’s outstanding voting securities.
- (g) Non-U.S. company or principal place of business outside the U.S.
- (h) Original purchase denominated in Canadian dollars.
- (i) Security is exempt from registration under Rule 144A of the Securities Act of 1933. Such securities may be resold in transactions that are exempt from registration, normally to qualified institutional buyers. In the aggregate, these securities represent 27% of the Company’s net assets at December 31, 2013.
- (j) The Company is the sole stockholder of BKC ARS Blocker, Inc., a consolidated subsidiary, which is the beneficiary of less than 5% of the voting securities of American Residential Services L.L.C. and thus a non-controlled, non-affiliated investment.
- (k) The Company is the sole stockholder of BKC DVSH Blocker, Inc., a consolidated subsidiary, which is the beneficiary of less than 5% of the voting securities of DynaVox Systems LLC and thus a non-controlled, non-affiliated investment.
- (l) The Company is the sole stockholder of BKC MTCH Blocker, Inc., a consolidated subsidiary, which is the beneficiary of less than 5% of the voting securities of Marquette Transportation Company Holdings, LLC and thus a non-controlled, non-affiliated investment.
- (m) The Company is the sole stockholder of BKC-WBS, LLC, a consolidated subsidiary, which is the beneficiary of more than 25% of the voting securities of WBS Group LLC and thus a controlled investment.

The accompanying notes are an integral part of these consolidated financial statements.



## Table of Contents

Controlled Investments	Fair Value at December 31, 2012	Gross Additions (Cost)*	Gross Reductions (Cost)**	Net Unrealized Gain (Loss)	Fair Value at December 31, 2013	For the Year Ended December 31, 2013		
						Net Realized Gain (Loss)	Interest Income	Fee Income
Bankruptcy Management Solutions, Inc.:								
Senior Secured Loan, First Lien, A	\$ 1,960,000	\$ 2,156,660	\$ (2,354,167)	\$ (166,035)	\$ 1,596,458	\$ 218,374	\$ 129,497	\$ 358,705
Senior Secured Loan, First Lien, B	17,148,766	32,131,115	(35,752,294)	(3,068,932)	10,458,655	2,269,456	2,779,506	100,000
Senior Secured Loan, Second Lien	7,703,412	406,328	(25,556,717)	17,446,977	— †	(24,547,868)	494,976	—
Common Stock	—	16,658,378	(3,873)	588,423	17,242,928	(9,600,072)	—	—
Warrants	—	1,216,827	(30,689)	7,742	1,193,880	(396,273)	—	—
BKC CSP Blocker, Inc.								
Common Stock	—	167,401	(167,401)	—	—	167,401	—	—
ECI Holdco, Inc.								
Common Stock	47,981,132	4,050,000	—	16,572,910	68,604,042	—	—	—
Red Apple Stores, Inc.:								
Unsecured Debt	—	5,454,365	—	—	5,454,365 ††	—	454,544	—
Senior Secured Loan	—	20,000,000	—	—	20,000,000 ††	—	1,546,669	1,250,000
Common Stock	—	8,512,095	(269,274)	—	8,242,821 ††	—	—	—
WBS Group LLC:								
Senior Secured Loan, First Lien	27,284,255	—	—	—	27,284,255	—	2,055,137	1,000,000
Senior Secured Loan, Second Lien	24,999,000	188,354	(140,633)	(47,721)	24,999,000	134	2,635,733	29,975
Limited Liability Co. Interest	6,056,783	—	—	—	6,056,783	—	—	—
Westward Dough Operating Company, LLC								
Senior Secured Loan	6,590,896	—	—	65,909	6,656,805	—	523,243	—
Westward Dough Holdings, LLC								
Limited Liability Co. Interest	3,612,000	—	—	1,169,000	4,781,000	—	—	—
<b>Totals</b>	<b>\$ 143,336,244</b>	<b>\$ 90,941,523</b>	<b>\$ (64,275,048)</b>	<b>\$ 32,568,273</b>	<b>\$ 202,570,992</b>	<b>\$ (31,888,848)</b>	<b>\$ 10,619,305</b>	<b>\$ 2,738,680</b>

\* Gross additions include increases in the cost basis of investments resulting from new portfolio investments, PIK interest or dividends, the amortization of unearned income, the exchange of one or more existing securities for one or more new securities and the movement of an existing portfolio company into this category from a different category.

\*\* Gross reductions include decreases in the cost basis of investments resulting from principal collections related to investment repayments or sales, the exchange of one or more existing securities for one or more new securities and the movement of an existing portfolio company out of this category into a different category.

† Investment no longer held at December 31, 2013.

†† Investment moved into controlled category during the period.

The aggregate fair value of controlled investments at December 31, 2013 represents 28.5% of the Company's net assets.

- (n) Security bears interest at a floating rate that may or may not include an interest rate floor.
- (o) Interest may be paid in cash or PIK, or a combination thereof which is generally at the option of the borrower. PIK earned is included in the cost basis of the security. PIK represented approximately 6.1% of interest income earned for the year ended December 31, 2013. In accordance with the Company's policy, PIK may be recorded on an effective yield basis.
- (p) Non-income producing equity securities at December 31, 2013.
- (q) BDCs are required to invest at least 70% of their total assets primarily in securities of private or thinly traded U.S. public companies, cash, cash equivalents, U.S. Government securities and other high quality debt investments that mature in one year or less. The securities referenced represent either fully or partially non-qualified assets for purposes of this requirement.

The accompanying notes are an integral part of these consolidated financial statements.

**BlackRock Kelso Capital Corporation**  
**Notes to Consolidated Financial Statements**

**1. Organization**

BlackRock Kelso Capital Corporation and subsidiaries (the “Company”) was organized as a Delaware corporation on April 13, 2005 and was initially funded on July 25, 2005. The Company has elected to be regulated as a business development company (“BDC”) under the Investment Company Act of 1940 (the “1940 Act”). In addition, for tax purposes the Company has qualified and has elected to be treated as a regulated investment company (“RIC”) under the Internal Revenue Code of 1986 (the “Code”).

The Company’s investment objective is to generate both current income and capital appreciation through debt and equity investments. The Company invests primarily in middle-market companies in the form of senior and junior secured and unsecured debt securities and loans, each of which may include an equity component, and by making direct preferred, common and other equity investments in such companies.

On July 25, 2005, the Company completed a private placement of 35,366,589 shares of its common stock at a price of \$15.00 per share receiving net proceeds of approximately \$529 million. On July 2, 2007, the Company completed an initial public offering through which it sold an additional 10,000,000 shares of its common stock at a price of \$16.00 per share and listed its shares on the NASDAQ Global Select Market.

The accompanying consolidated financial statements are prepared in accordance with accounting principles generally accepted in the United States of America (“GAAP”).

**2. Significant accounting policies**

***Basis of Presentation***

The preparation of consolidated financial statements in conformity with GAAP requires management to make estimates and assumptions that affect the reported amounts of assets and liabilities as of the date of the consolidated financial statements and the reported amounts of income and expenses during the reported period. Changes in the economic environment, financial markets and any other parameters used in determining these estimates could cause actual results to differ and such differences could be material.

The accompanying consolidated financial statements include the accounts of the Company and its subsidiaries, which were established to hold certain investments of the Company. The Company owns 100% of each subsidiary and, as such, the subsidiaries are consolidated into the Company’s consolidated financial statements. The subsidiaries hold investments which are treated as pass through entities for tax purposes. By investing through these 100% owned subsidiaries, the Company is able to benefit from corporate tax treatment for these entities and thereby create a tax structure that is more advantageous with respect to the RIC status of the Company. Transactions between subsidiaries, to the extent they occur, are eliminated in consolidation.

Expenses are recorded on an accrual basis.

***Investments***

Security transactions are accounted for on the trade date unless there are substantial conditions to the purchase. Realized gains or losses are measured by the difference between the net proceeds from the repayment or sale and the amortized cost basis of the investment. Unrealized gains or losses primarily reflect the change in investment values, including the reversal of previously recorded unrealized gains or losses when gains or losses are realized. Realized gains or losses on the disposition of investments are calculated using the specific identification method.

## Table of Contents

Investments for which market quotations are readily available are valued at such market quotations unless they are deemed not to represent fair value. The Company obtains market quotations, when available, from an independent pricing service or one or more broker-dealers or market makers and utilizes the average of the range of bid and ask quotations. Debt and equity securities for which market quotations are not readily available or for which market quotations are deemed not to represent fair value are valued at fair value as determined in good faith by or under the direction of the Company's Board of Directors.

Because the Company expects that there will not be a readily available market for substantially all of the investments in its portfolio, the Company expects to value substantially all of its portfolio investments at fair value as determined in good faith by or under the direction of the Board of Directors using a consistently applied valuation process in accordance with a documented valuation policy that has been reviewed and approved by the Board of Directors. Due to the inherent uncertainty and subjectivity of determining the fair value of investments that do not have a readily available market value, the fair value of the Company's investments may differ significantly from the values that would have been used had a readily available market value existed for such investments and may differ materially from the values that the Company may ultimately realize.

In addition, changes in the market environment and other events may have differing impacts on the market quotations used to value some of the Company's investments than on the fair values of the Company's investments for which market quotations are not readily available. Market quotations may be deemed not to represent fair value in certain circumstances where BlackRock Kelso Capital Advisors LLC, the Company's investment advisor (the "Advisor", "BKCA", "BlackRock Kelso Capital Advisors" or the "Existing Advisor"), believes that facts and circumstances applicable to an issuer, a seller or purchaser or the market for a particular security cause current market quotations to not reflect the fair value of the security. Examples of these events could include cases where a security trades infrequently causing a quoted purchase or sale price to become stale, where there is a "forced" sale by a distressed seller, where market quotations vary substantially among market makers, or where there is a wide bid-ask spread or significant increase in the bid-ask spread.

With respect to the Company's investments for which market quotations are not readily available or for which market quotations are deemed not to represent fair value, the Board of Directors has approved a multi-step valuation process applied each quarter, as described below:

- (i) The quarterly valuation process begins with each portfolio company or investment being initially evaluated and rated by the investment professionals of the Advisor responsible for the portfolio investment;
- (ii) The investment professionals provide recent portfolio company financial statements and other reporting materials to independent valuation firms engaged by the Board of Directors, such firms conduct independent appraisals each quarter and their preliminary valuation conclusions are documented and discussed with senior management of the Advisor;
- (iii) The Audit Committee of the Board of Directors reviews the preliminary valuations prepared by the independent valuation firms; and
- (iv) The Board of Directors discusses valuations and determines the fair value of each investment in the portfolio in good faith based on the input of the Advisor, the respective independent valuation firms and the Audit Committee.

Those investments for which market quotations are not readily available or for which market quotations are deemed not to represent fair value are valued utilizing a market approach, an income approach, or both approaches, as appropriate. The market approach uses prices and other relevant information generated by market transactions involving identical or comparable assets or liabilities (including a business). The income approach uses valuation techniques to convert future amounts (for example, cash flows or earnings) to a single present amount (discounted). The measurement is based on the value indicated by current market expectations about those future amounts. In following these approaches, the types of factors that the Company may take into account in determining the fair value of its investments include, as relevant and among other factors: available current

## [Table of Contents](#)

market data, including relevant and applicable market trading and transaction comparables, applicable market yields and multiples, security covenants, call protection provisions, information rights, the nature and realizable value of any collateral, the portfolio company's ability to make payments, (e.g. non-performance risk), its earnings and discounted cash flows, the markets in which the portfolio company does business, comparisons of financial ratios of peer companies that are public, M&A comparables, the Company's principal market (as the reporting entity) and enterprise values.

Until the end of the second calendar quarter following its acquisition, each unquoted investment in a new portfolio company generally is held at amortized cost, which the Advisor believes approximates fair value under the circumstances. As of that date, an independent valuation firm conducts an initial independent appraisal of the investment.

Accounting Standards Codification ("ASC") 820-10, *Fair Value Measurements and Disclosures* ("ASC 820-10"), issued by the Financial Accounting Standards Board ("FASB"), defines fair value, establishes a framework for measuring fair value and requires disclosures about fair value measurements. See note 10 for further details.

### ***Cash and Cash Equivalents***

Cash and cash equivalents include short-term liquid overnight investments.

### ***Revenue recognition***

Interest income is recorded on an accrual basis and includes amortization of premiums and accretion of discounts. Discounts and premiums to par value on securities purchased are accreted/amortized into interest income over the life of the respective security. Premiums and discounts are determined based on the cash flows expected to be received for a particular investment upon maturity.

Dividend income is recorded on the ex-dividend date and is adjusted to the extent that the Company expects to collect such amounts. For loans and securities with payment-in-kind ("PIK") income, which represents contractual interest or dividends accrued and added to the principal balance and generally due at maturity, such income is accrued only to the extent that the Advisor believes that the PIK income is likely to be collected. To maintain the Company's status as a RIC, this non-cash source of income must be paid out to stockholders in the form of distributions, even though the Company has not yet collected the cash.

Fee income, such as structuring fees, origination, closing, commitment and other upfront fees are generally non-recurring and are recognized as revenue when earned. In instances where the Company does not perform significant services in connection with the related investment, fees paid to the Company may be deferred and amortized over the estimated life of the investment. Upon the prepayment of a loan or debt security, any prepayment penalties and unamortized loan origination, structuring, closing, commitment and other upfront fees are recorded as income.

### ***U.S. Federal income taxes***

The Company has elected to be treated as a RIC under Subchapter M of the Code and operates in a manner so as to qualify for the tax treatment applicable to RICs.

In order to qualify for favorable tax treatment as a RIC, the Company is required to distribute annually to its stockholders at least 90% of its investment company taxable income, as defined by the Code. To avoid federal excise taxes, the Company must distribute annually at least 98% of our ordinary income and 98.2% of net capital gains from the current year and any undistributed ordinary income and net capital gains from the preceding years. The Company, at its discretion, may carry forward taxable income in excess of calendar year distributions and

pay a 4% excise tax on this income. If the Company chooses to do so, all other things being equal, this would increase expenses and reduce the amount available to be distributed to stockholders. The Company will accrue excise tax on estimated undistributed taxable income as required.

Distributions from net investment income and net realized capital gains are determined in accordance with U.S. federal income tax regulations, which may differ from those amounts determined in accordance with GAAP. These book/tax differences are either temporary or permanent in nature. To the extent these differences are permanent, they are charged or credited to paid-in-capital in excess of par or accumulated net realized loss, as appropriate, in the period that the differences arise. Temporary and permanent differences are primarily attributable to differences in the tax treatment of certain loans and the tax characterization of income and non-deductible expenses. These differences are generally determined in conjunction with the preparation of the Company's annual RIC tax return.

Book and tax basis differences relating to stockholder distributions and other permanent book and tax differences are reclassified among the Company's capital accounts. In addition, the character of income and gains to be distributed is determined in accordance with income tax regulations that may differ from GAAP.

The Company may pay distributions in excess of its taxable net investment income. This excess would be a tax-free return of capital in the period and reduce the shareholder's tax basis in its shares. The cumulative amount is disclosed on the Consolidated Statements of Assets and Liabilities as distributions in excess of taxable net investment income. Cumulative distributions in excess of taxable net investment income are \$15,675,925 and \$19,373,748 as of December 31, 2014 and December 31, 2013, respectively.

#### ***Distributions to Common Stockholders***

Distributions to common stockholders are recorded on the ex-dividend date. The amount to be paid out as a distribution is determined by the Board of Directors. Net realized capital gains, if any, generally are distributed at least annually, although the Company may decide to retain such capital gains for investment.

The Company has adopted a dividend reinvestment plan that provides for reinvestment of distributions on behalf of stockholders, unless a stockholder elects to receive cash. As a result, if the Board of Directors authorizes, and the Company declares, a cash distribution, then stockholders who have not "opted out" of the dividend reinvestment plan will have their cash distributions automatically reinvested in additional shares of Common Stock, rather than receiving the cash distributions.

#### ***Foreign Currency***

Foreign currency amounts are translated into United States dollars on the following basis:

- (i) market value of investment securities, other assets and liabilities—at the spot exchange rate on the last business day of the period; and
- (ii) purchases and sales of investment securities, income and expenses—at the rates of exchange prevailing on the respective dates of such transactions, income or expenses.

Although net assets and fair values are presented based on the applicable foreign exchange rates described above, the Company does not isolate that portion of the results of operations resulting from changes in foreign exchange rates on investments from the fluctuations arising from changes in fair values of investments held. Such fluctuations are included with the net realized and unrealized gain or loss from investments.

Investments denominated in foreign currencies and foreign currency transactions may involve certain considerations and risks not typically associated with those of domestic origin, including unanticipated movements in the value of the foreign currency relative to the U.S. dollar.

## [Table of Contents](#)

### ***Debt Issuance Costs***

Debt issuance costs are amortized over the term of the related debt using the straight line method.

### ***Equity Offering Expenses***

The Company records registration expenses related to its shelf registration statement and related SEC filings as prepaid assets. These expenses are charged as a reduction of capital upon utilization, in accordance with ASC 946, *Financial Services—Investment Companies*.

### ***Non-Accrual Loans***

Loans or debt securities are placed on non-accrual status, as a general matter, when principal or interest payments are past due 30 days or more or when there is reasonable doubt that principal or interest will be collected. Accrued interest generally is reversed when a loan or debt security is placed on non-accrual status. Interest payments received on non-accrual loans or debt securities may be recognized as income or applied to principal depending upon management's judgment. Non-accrual loans and debt securities are restored to accrual status when past due principal and interest is paid and, in management's judgment, are likely to remain current. The Company may make exceptions to this treatment if the loan has sufficient collateral value and is in the process of collection.

### ***Accounting Pronouncements***

In June 2013, the FASB issued ASU 2013-08, *Financial Services—Investment Companies: Amendments to the Scope, Measurement, and Disclosure Requirements* ("ASU 2013-08"). ASU 2013-08 amends the current criteria for an entity to qualify as an investment company, creates new disclosure requirements and amends the measurement criteria for certain interests in other investment companies. ASU 2013-08 was effective on January 1, 2014, and did not have a material effect on the Company's consolidated financial statements.

## **3. Agreements and related party transactions**

### ***Base Management Fee***

The Company has entered into an investment management agreement (the "Management Agreement") with the Advisor, under which the Advisor, subject to the overall supervision of the Company's Board of Directors, manages the day-to-day operations of, and provides investment advisory services to, the Company. For providing these services, the Advisor receives a base management fee (the "Management Fee") from the Company quarterly in arrears at an annual rate of 2.0% of the Company's total assets, including any assets acquired with the proceeds of leverage.

For the years ended December 31, 2014, 2013 and 2012, the Advisor earned \$23,641,231, \$21,629,665 and \$22,504,433, respectively, in base management fees under the Management Agreement.

### ***Incentive Management Fee***

The Management Agreement provides that the Advisor or its affiliates may be entitled to an incentive management fee (the "Incentive Fee") under certain circumstances. The determination of the Incentive Fee, as described in more detail below, will result in the Advisor or its affiliates receiving no Incentive Fee payments if returns to Company stockholders do not meet an 8.0% annualized rate of return during the applicable fee measurement period, and will result in the Advisor or its affiliates receiving less than the full amount of the Incentive Fee percentage until returns to stockholders exceed an approximate 13.3% annualized rate of return during such period. Annualized rate of return in this context is computed by reference to the Company's net asset value and does not take into account changes in the market price of the Company's common stock.

## [Table of Contents](#)

The Advisor will be entitled to receive the Incentive Fee if the Company's performance exceeds a "hurdle rate" during different measurement periods: trailing four quarters' periods (which applies only to the portion of the Incentive Fee based on income) and annual periods (which applies only to the portion of the Incentive Fee based on capital gains). The "trailing four quarters' periods" for purposes of determining the income portion of the Incentive Fee payable for the three months ended December 31, 2014 and 2013 was determined by reference to the four quarter periods ended on December 31, 2014 and 2013, respectively. The term "annual period" means the period beginning on July 1 of each calendar year and ending on June 30 of the next calendar year.

The hurdle rate for each measurement period is 2.0% multiplied by the Company's net asset values at the beginning of each calendar quarter during the measurement period, calculated after giving effect to any distributions that occurred during the measurement period. A portion of the Incentive Fee is based on the Company's income and a portion is based on capital gains. Each portion of the Incentive Fee is described below.

**Quarterly Incentive Fee Based on Income.** For each trailing four quarters' period, the Company pays the Advisor an Incentive Fee based on the amount by which (A) aggregate distributions and amounts distributable out of taxable net income (excluding any capital gain and loss) during the period less the sum of, if negative, net unrealized capital appreciation/(depreciation) and net realized capital gains/(losses) during the period, in excess of (B) the hurdle rate for the period. The amount of the excess of (A) over (B) described in this paragraph for each period is referred to as the excess income amount.

The portion of the Incentive Fee based on income for each period will equal 50% of the period's excess income amount, until the cumulative Incentive Fee payments for the period equal 20% of the period's income amount distributed or distributable to stockholders as described in clause (A) of the preceding paragraph. Thereafter, the portion of the Incentive Fee based on income for the period will equal 20% of the period's remaining excess income amount.

For the years ended December 31, 2014, 2013 and 2012, the Advisor earned \$9,972,822, \$10,889,088 and \$16,997,054, respectively, in Incentive Fees based on income from the Company.

**Annual Incentive Fee Based on Capital Gains.** The portion of the Incentive Fee based on capital gains is calculated and paid on an annual basis beginning on July 1, 2007, the first day of the calendar quarter in which the Public Market Event occurred and each annual period thereafter, ending on June 30 of the next calendar year. For each annual period, the Company pays the Advisor an Incentive Fee based on the amount by which (A) net realized capital gains, if any, to the extent they exceed gross unrealized capital depreciation, if any, occurring during the period exceeds (B) the amount, if any, by which the period's hurdle rate exceeds the amount of income used in the determination of the Incentive Fee based on income for the period. The amount of the excess of (A) over (B) described in this paragraph is referred to as the excess gain amount.

The portion of the Incentive Fee based on capital gains for each period will equal 50% of the period's excess gain amount, until such payments equal 20% of the period's capital gain amount distributed or distributable to stockholders. Thereafter, the portion of the Incentive Fee based on capital gains for the period equals an amount such that the portion of the Incentive Fee payments to the Advisor based on capital gains for the period equals 20% of the period's remaining excess gain amount. The result of this formula is that, if the portion of the Incentive Fee based on income for the period exceeds the period's hurdle, then the portion of the Incentive Fee based on capital gains will be capped at 20% of the capital gain amount.

In calculating whether the portion of the Incentive Fee based on capital gains is payable with respect to any period, the Company accounts for its assets on a security-by-security basis. In addition, the Company uses the "period-to-period" method pursuant to which the portion of the Incentive Fee based on capital gains for any period is based on realized capital gains for the period reduced by realized capital losses and gross unrealized capital depreciation for the period. Based on current interpretations of Section 205(b)(3) of the Investment Advisers Act of 1940 by the SEC and its staff, the calculation of unrealized depreciation for each portfolio

## [Table of Contents](#)

security over a period is based on the fair value of the security at the end of the period compared to the fair value at the beginning of the period. Incentive Fees earned in any of the periods described above are not subject to modification or repayment based upon performance in a subsequent period.

We are required under GAAP to accrue a hypothetical capital gains Incentive Fee based upon net realized capital gains and unrealized capital appreciation and depreciation on investments held at the end of each period. The accrual of this hypothetical capital gains incentive fee assumes all unrealized capital appreciation and depreciation is realized in order to reflect a hypothetical capital gains incentive fee that would be payable at each measurement date. If such amount is positive at the end of the period, then we record a capital gains incentive fee equal to 20% of such amount, less the amount of capital gains related incentive fees already accrued in prior periods. If the resulting amount is negative, the accrual for GAAP in a given period may result in an additional expense. There can be no assurance that such unrealized capital appreciation will be realized in the future. However, it should be noted that a fee so calculated and accrued would not be payable under the Investment Advisers Act of 1940 or the Management Agreement. Amounts actually paid will be consistent with the Advisers Act which specifically excludes consideration of unrealized capital appreciation.

The capital gains fee due to the Advisor as calculated under the Management Agreement as described above was zero at December 31, 2014, December 31, 2013 and 2012. In accordance with GAAP, the hypothetical incentive fee for the years ended December 31, 2014, 2013 and 2012 resulted in a capital gains incentive fee of \$17,533,209, \$20,259,349 and \$5,494,735, respectively.

### ***Advisor Reimbursements***

The Management Agreement provides that the Company will reimburse the Advisor for costs and expenses incurred by the Advisor for office space rental, office equipment and utilities allocable to the Advisor under the Management Agreement, as well as any costs and expenses incurred by the Advisor relating to any non-investment advisory, administrative or operating services provided by the Advisor to the Company. For the years ended December 31, 2014, 2013 and 2012, the Company incurred \$2,168,611, \$2,066,737 and \$1,991,416, respectively, for such investment advisor expenses under the Management Agreement.

From time to time, the Advisor may pay amounts owed by the Company to third party providers of goods or services. The Company will subsequently reimburse the Advisor for such amounts paid on its behalf. Reimbursements to the Advisor for the years ended December 31, 2014, 2013 and 2012, were \$3,490,730, \$2,808,014 and \$3,107,677, respectively.

No person who is an officer, director or employee of the Advisor and who serves as a director of the Company receives any compensation from the Company for such services. Directors who are not affiliated with the Advisor receive compensation for their services and reimbursement of expenses incurred to attend meetings.

### ***Administration***

The Company also has entered into an administration agreement with BlackRock Financial Management, Inc. (the "Administrator") under which the Administrator provides certain administrative services to the Company. For providing these services, facilities and personnel, the Company reimburses the Administrator for the Company's allocable portion of overhead and other expenses incurred by the Administrator in performing its obligations under the administration agreement, including rent and the Company's allocable portion of the cost of certain of the Company's officers and their respective staffs. For the years ended December 31, 2014, 2013 and 2012, the Company incurred \$512,056, \$574,895 and \$322,013, respectively, for administrative services expenses payable to the Administrator under the administration agreement.



***Advisor Stock Transactions***

In 2007, the Company's Board of Directors authorized the purchase by the Advisor from time to time in the open market of an indeterminate number of shares of the Company's common stock, in the Advisor's discretion, subject to compliance with the Company's and the Advisor's applicable policies and requirements of law. Pursuant to this authorization, during the year ended December 31, 2014 the Advisor purchased 144,400 shares of the Company's common stock in the open market for \$1,218,299 including brokerage commissions. There were no such purchases during the years ended December 31, 2013 and 2012.

In March 2011, the Company's Board of Directors authorized the purchase in a private placement of up to 1,000,000 shares of the Company's common stock, by the Advisor in its discretion, subject to compliance with the Company's and the Advisor's applicable policies and requirements of law. Pursuant to this authorization, on March 16, 2011, the Company issued and sold to the Advisor in a private placement 200,000 shares of common stock for \$2,000,000 or \$10.00 per share, which was the closing price of the Company's common stock price on The NASDAQ Global Select Market on that date. There were no private placement purchases for the years ended December 31, 2014 and 2013.

At December 31, 2014 and 2013, the Advisor owned and had the right to vote approximately 244,000 and 46,000 shares, respectively, of the Company's common stock, representing less than 1.0% of the total shares outstanding. On such dates, under compensation arrangements for its officers and employees the Advisor owned of record but did not have the right to vote an additional 61,000 and 125,000 shares, respectively, of the Company's common stock. At December 31, 2014 and 2013, other entities affiliated with the Administrator beneficially owned approximately 3,383,000 and 4,808,000 shares, respectively, of the Company's common stock, representing approximately 4.5% and 6.5% of the total shares outstanding. An entity affiliated with the Administrator has ownership and financial interests in the Advisor.

[Table of Contents](#)

**4. Earnings per share**

The following information sets forth the computation of basic and diluted net increase in net assets per share (earnings per share) resulting from operations for the years ended December 31, 2014, 2013 and 2012.

	Year ended December 31, 2014	Year ended December 31, 2013	Year ended December 31, 2012
<b>Earnings per share—basic:</b>			
Net increase in net assets resulting from operations	\$ 137,240,036	\$ 92,988,803	\$ 57,351,233
Weighted average shares outstanding—basic	74,539,159	74,174,560	73,623,983
<b>Earnings per share—basic:</b>	<b>\$ 1.84</b>	<b>\$ 1.25</b>	<b>\$ 0.78</b>
<b>Earnings per share—diluted:</b>			
Net increase in net assets resulting from operations, before adjustments	\$ 137,240,036	\$ 92,988,803	\$ 57,351,233
Adjustments for interest on unsecured convertible senior notes	6,571,195	5,642,866	—
Net increase in net assets resulting from operations, as adjusted	\$ 143,811,231	\$ 98,631,669	\$ 57,351,233
Weighted average shares outstanding—diluted	84,435,886	82,715,571	73,623,983
<b>Earnings per share—diluted:</b>	<b>\$ 1.70</b>	<b>\$ 1.19</b>	<b>\$ 0.78</b>

Diluted net increase in net assets per share from operations equals basic net increase in net assets per share from operations for December 31, 2012 because there were no common stock equivalents outstanding during those years.

**5. Investments**

Purchases of investments, including PIK, for the years ended December 31, 2014, 2013 and 2012 totaled \$531,693,417, \$533,735,123 and \$317,097,868, respectively. Proceeds from sales, repayments and other exits of investments for the years ended December 31, 2014, 2013 and 2012 totaled \$581,536,599, \$442,623,803 and \$314,755,655, respectively.

At December 31, 2014, investments consisted of the following:

	Cost	Fair Value
Senior secured notes	\$ 105,139,824	\$ 101,459,500
Unsecured debt	178,853,603	174,559,213
Subordinated debt	52,166,802	50,524,000
Senior secured loans:		
First lien	336,770,357	338,268,867
Second/other priority lien	331,854,788	327,019,125
<b>Total senior secured loans</b>	<b>668,625,145</b>	<b>665,287,992</b>
Preferred stock	35,283,803	40,484,870
Common stock	49,592,388	106,979,016
Limited partnership/limited liability company interests	39,064,194	98,591,728
Equity warrants/options	5,575,199	19,830,419
<b>Total investments</b>	<b>\$ 1,134,300,958</b>	<b>\$ 1,257,716,738</b>

## [Table of Contents](#)

At December 31, 2013, investments consisted of the following:

	Cost	Fair Value
Senior secured notes	\$ 229,324,910	\$ 226,685,176
Unsecured debt	118,531,084	118,531,084
Subordinated debt	78,395,314	78,395,314
Senior secured loans:		
First lien	160,014,671	158,250,792
Second/other priority lien	368,148,461	368,952,906
Total senior secured loans	528,163,132	527,203,698
Preferred stock	21,891,614	24,872,259
Common stock	66,511,507	143,355,344
Limited partnership/limited liability company interests	34,998,706	68,364,016
Equity warrants/options	6,683,954	30,565,573
Total investments	<u>\$ 1,084,500,221</u>	<u>\$ 1,217,972,464</u>

### *Industry Composition*

The industry composition of our portfolio, at fair market value, at December 31, 2014 and 2013 was as follows:

Industry	December 31,	
	2014	2013
Financial Services	14.2%	4.9%
Consumer Products	14.1	14.6
Energy	10.9	5.4
Healthcare	10.3	12.1
Chemicals	9.8	8.5
Personal and Other Services	8.0	17.1
Building and Real Estate	7.4	2.7
Manufacturing	6.8	8.3
Printing, Publishing and Media	5.8	5.6
Business Services	4.6	7.1
Defense	3.6	—
Retail	2.0	2.8
Distribution	0.8	1.6
Beverage, Food and Tobacco	0.7	3.5
Containers and Packaging	0.7	0.2
Electronics	0.3	5.6
Total	<u>100.0%</u>	<u>100.0%</u>

## [Table of Contents](#)

The geographic composition of the portfolio at fair value at December 31, 2014 was United States 96.8%, Canada 2.0% and the Cayman Islands 1.2%, and at December 31, 2013 was United States 93.1%, Canada 6.5% and the Cayman Islands 0.4%. The geographic composition is determined by several factors including the location of the corporate headquarters of the portfolio company.

### ***Market and Credit Risk***

In the normal course of business, the Company invests in securities and enters into transactions where risks exist due to fluctuations in the market (market risk) or failure of the issuer of a security to meet all its obligations (issuer credit risk). The value of securities held by the Company may decline in response to certain events, including those directly involving the issuers whose securities are owned by the Company; conditions affecting the general economy; overall market changes; local, regional or global political, social or economic instability; and currency and interest rate and price fluctuations. Similar to issuer credit risk, the Company may be exposed to counterparty credit risk, or the risk that an entity with which the Company has unsettled or open transactions may fail to or be unable to perform on its commitments. The Company manages counterparty risk by entering into transactions only with counterparties that they believe have the financial resources to honor their obligations and by monitoring the financial stability of those counterparties. Financial assets, which potentially expose the Company to market, issuer and counterparty credit risks, consist principally of investments in portfolio companies. The extent of the Company's exposure to market, issuer and counterparty credit risks with respect to these financial assets is generally approximated by their value recorded in the consolidated statements of assets and liabilities. The Company is also exposed to credit risk related to maintaining all of its cash at a major financial institution.

The Company has investments in lower rated and comparable quality unrated senior and junior secured, unsecured and subordinated debt securities and loans, which are subject to a greater degree of credit risk than more highly rated investments. The risk of loss due to default by the issuer is significantly greater for holders of such securities and loans, particularly in cases where the investment is unsecured or subordinated to other creditors of the issuer.

## **6. Derivatives**

### ***Foreign Currency***

The Company may enter into forward foreign currency contracts from time to time to facilitate settlement of purchases and sales of investments denominated in foreign currencies or to help mitigate the impact that an adverse change in foreign exchange rates would have on the value of the Company's investments denominated in foreign currencies. A forward foreign currency contract is a commitment to purchase or sell a foreign currency at a future date (usually the security transaction settlement date) at a negotiated forward rate. These contracts are marked-to-market by recognizing the difference between the contract exchange rate and the current market rate as unrealized appreciation or depreciation. Realized gains or losses are recognized when contracts are settled. The Company's forward foreign currency contracts generally have terms of approximately three months. The volume of open contracts at the end of each reporting period is reflective of the typical volume of transactions during each calendar quarter. Risks may arise as a result of the potential inability of the counterparties to meet the terms of their contracts. The Company attempts to limit this risk by dealing with only creditworthy counterparties. There were no open forward foreign currency contracts at December 31, 2014 and 2013.

All realized and unrealized gains and losses on forward foreign currency contracts are included in earnings (changes in net assets) and are reported as separate line items within the Company's Consolidated Statements of Operations. Unrealized gains and losses on forward foreign currency contracts are also reported as separate line items within the Company's consolidated Statements of Assets and Liabilities.

### ***Warrants and Options***

The Company holds warrants and options in certain portfolio companies in an effort to achieve additional investment return. In purchasing warrants and options, the Company bears the risk of an unfavorable change in the value of the underlying equity interest. The aggregate fair value of warrants and options as of December 31, 2014 and December 31, 2013 represents 2.5% and 4.3%, respectively, of the Company's net assets.

The Company may enter into other derivative instruments and incur other exposures with other counterparties in the future. The derivative instruments held as of December 31, 2014 and December 31, 2013 reflect the volume of derivative activity throughout the periods presented.

### **7. Debt**

In accordance with the 1940 Act, with certain limited exceptions, the Company is only allowed to borrow amounts such that its asset coverage, calculated pursuant to the 1940 Act, is at least 200% after such borrowing. As of December 31, 2014, the Company's asset coverage was 271%.

On March 27, 2014, the Company entered into an Amended and Restated Senior Secured Revolving Credit Facility (the "Credit Facility") which has an initial aggregate principal amount of up to \$405,000,000 and canceled the prior credit facility that was outstanding at December 31, 2013. The Credit Facility has a stated maturity date of March 27, 2019. The interest rate applicable to borrowings thereunder is generally LIBOR plus an applicable margin of 2.25%. The Credit Facility's commitment may increase in size, under certain circumstances, up to a total of \$750,000,000.

On March 27, 2014, the Company entered into an Amended and Restated Senior Secured Term Loan Credit Agreement (the "Term Loan") which has a principal amount of \$15,000,000. The Term Loan has a stated maturity date of March 27, 2019. The interest rate applicable to borrowings thereunder is generally LIBOR plus an applicable margin of 3.25%.

On February 19, 2013, the Company closed a private offering of \$100,000,000 in aggregate principal amount of 5.50% unsecured convertible senior notes due 2018 (the "Convertible Notes"). The initial purchasers of the Convertible Notes fully exercised their overallocation option and purchased an additional \$15,000,000 in aggregate principal amount of the Convertible Notes. The closing of the overallocation option took place on March 4, 2013. With the exercise of the overallocation option, a total of \$115,000,000 in aggregate principal amount of the Convertible Notes was sold. Net proceeds to the Company from the offering, including the exercise of the overallocation option, were approximately \$111,300,000. The Convertible Notes were only offered to qualified institutional buyers as defined in the Securities Act of 1933, as amended (the "Securities Act") pursuant to Rule 144A under the Securities Act.

The Convertible Notes are unsecured and bear interest at a rate of 5.50% per year, payable semi-annually in arrears. In certain circumstances and during certain periods, the Convertible Notes are convertible into cash, shares of BlackRock Kelso Capital's common stock or a combination of cash and shares of the Company's common stock, at the Company's election, at an initial conversion rate of 86.0585 shares of common stock per \$1,000 principal amount of the Convertible Notes, which is equivalent to an initial conversion price of approximately \$11.62 per share of the Company's common stock, subject to defined anti-dilution adjustments. The Company does not have the right to redeem the Convertible Notes prior to maturity. The Convertible Notes mature on February 15, 2018, unless repurchased or converted in accordance with their terms prior to such date.

On January 18, 2011, the Company closed a private placement issuance of \$158,000,000 in aggregate principal amount of five-year, senior secured notes with a fixed interest rate of 6.50% and a maturity date of January 18, 2016 and \$17,000,000 million in aggregate principal amount of seven-year, senior secured notes with a fixed interest rate of 6.60% and a maturity date of January 18, 2018 (collectively, the "Senior Secured Notes").

## Table of Contents

The Senior Secured Notes were sold to certain institutional accredited investors pursuant to an exemption from registration under the Securities Act of 1933, as amended. Interest on the Senior Secured Notes is due semi-annually on January 18 and July 18, commencing on July 18, 2011.

The Company's outstanding debt as of December 31, 2014 and December 31, 2013 was as follows:

	As of					
	December 31, 2014			December 31, 2013		
	Total Aggregate Principal Amount Available(1)	Principal Amount Outstanding	Carrying Value	Total Aggregate Principal Amount Available(1)	Principal Amount Outstanding	Carrying Value
Credit Facility	\$ 405,000,000(2)	\$ 144,000,000	\$ 144,000,000	\$ 350,000,000(2)	\$ 179,000,000	\$ 179,000,000
Senior Secured Notes	175,000,000	175,000,000	175,000,000	175,000,000	175,000,000	175,000,000
Convertible Notes	115,000,000	115,000,000	114,227,689(3)	115,000,000	115,000,000	113,981,494(4)
Term Loan	15,000,000	15,000,000	15,000,000	10,000,000	10,000,000	10,000,000
	<u>\$ 710,000,000</u>	<u>\$ 449,000,000</u>	<u>\$ 448,227,689</u>	<u>\$ 650,000,000</u>	<u>\$ 479,000,000</u>	<u>\$ 477,981,494</u>

- (1) Subject to borrowing base and leverage restrictions.
- (2) Provides for a feature that allows the Company, under certain circumstances, up to a total of \$750,000,000.
- (3) Represents the aggregate principal amount outstanding of the Convertible Notes less the unaccreted discount initially recorded upon issuance of the Convertible Notes. The total unaccreted discount for the 2018 Convertible Notes, was \$772,311 as of December 31, 2014.
- (4) Represents the aggregate principal amount outstanding of the Convertible Notes less the unaccreted discount initially recorded upon issuance of the Convertible Notes. The total unaccreted discount for the 2018 Convertible Notes was \$1,018,506 as of December 31, 2013.

At December 31, 2014, the Company had \$144,000,000 drawn on the Credit Facility versus \$179,000,000 at December 31, 2013. Subject to compliance with applicable covenants and borrowing base limitations, the remaining amount available under the Credit Facility was \$261,000,000 at December 31, 2014 and \$171,000,000 at December 31, 2013.

The average debt outstanding during the years ended December 31, 2014, 2013 and 2012 was \$409,956,985, \$359,486,764 and \$381,451,093, respectively. The maximum amounts borrowed during the years ended December 31, 2014, 2013 and 2012 were \$517,227,691, \$485,831,495 and \$469,900,000, respectively.

The weighted average annual interest cost for the years ended December 31, 2014, 2013 and 2012 was 5.22%, 5.50% and 4.90%, respectively, exclusive of commitment fees and of other prepaid expenses related to establishing the Credit Facility, the Senior Secured Notes, the Convertible Notes and the Term Loan. With respect to any unused portion of the commitments under the Credit Facility, the Company incurs an annual commitment fee of 0.375%. Commitment fees incurred for the years ended December 31, 2014, 2013 and 2012 were \$1,087,227, \$1,077,196 and \$862,540, respectively.

At December 31, 2014, the Company was in compliance with all covenants required under the Credit Facility, the Senior Secured Notes and the Term Loan.

## 8. Capital stock

In 2008, the Company's Board of Directors approved a share repurchase plan under which the Company may repurchase up to 2.5 percent of its outstanding shares of common stock from time to time in open market or privately negotiated transactions. In 2009, the Board of Directors approved an extension and increase to the plan which authorized the Company to repurchase up to an additional 2.5 percent of its outstanding shares of common stock.

## [Table of Contents](#)

In April 2014, the repurchase plan was further extended through the earlier of June 30, 2015 or until the approved number of shares has been repurchased. During the year ended December 31, 2014 the Company purchased a total of 333,108 shares of its common stock on the open market for \$2,807,308, including brokerage commissions. Since inception of the repurchase plan through December 31, 2014, the Company has purchased 1,758,615 shares of its common stock on the open market for \$12,283,985, including brokerage commissions. At December 31, 2014, the total number of remaining shares authorized for repurchase was 998,035. The Company currently holds the shares it repurchased in treasury. There were no such purchases during the years ended December 31, 2013 and 2012.

There were no share offerings during the years ended December 31, 2014, 2013 and 2012.

For the years ended December 31, 2014, 2013 and 2012, distributions paid to common stockholders were \$66,321,404, \$77,142,658 and \$76,572,302, respectively. For the years ended December 31, 2014, 2013 and 2012, distributions reinvested pursuant to the Company's dividend reinvestment plan were \$4,143,503, \$5,288,757 and \$5,591,912, respectively.

### **9. Guarantees and contingencies**

In the normal course of business, the Company may enter into guarantees on behalf of portfolio companies. Under these arrangements, the Company would be required to make payments to third parties if the portfolio companies were to default on their related payment obligations. The Company has no such guarantees outstanding at December 31, 2014 and December 31, 2013.

In the normal course of business, the Company enters into contractual agreements that provide general indemnifications against losses, costs, claims and liabilities arising from the performance of individual obligations under such agreements. The Company has had no prior claims or payments pursuant to such agreements. The Company's individual maximum exposure under these arrangements is unknown, as this would involve future claims that may be made against the Company that have not yet occurred. However, based on management's experience, the Company expects the risk of loss to be remote.

From time to time, the Company may be a party to certain legal proceedings incidental to the normal course of its business, including the enforcement of the Company's rights under contracts with its portfolio companies. While the Company cannot predict the outcome of these legal proceedings with certainty, it does not expect that these proceedings will have a material effect on its consolidated financial statements.

### **10. Fair value of financial instruments**

#### ***Fair Value Measurements and Disclosure***

ASC 820-10 defines fair value, establishes a framework for measuring fair value and requires disclosures about fair value measurements. ASC 820-10 defines fair value as the price that the Company would receive upon selling an investment or pay to transfer a liability in an orderly transaction to a market participant in the principal or most advantageous market for the investment. ASC 820-10 emphasizes that valuation techniques maximize the use of observable market inputs and minimize the use of unobservable inputs. Inputs refer broadly to the assumptions that market participants would use in pricing an asset or liability, including assumptions about risk. Inputs may be observable or unobservable. Observable inputs are inputs that reflect the assumptions market participants would use in pricing an asset or liability developed based on market data obtained from sources independent of the Company. Unobservable inputs are inputs that reflect the Company's assumptions about the assumptions market participants would use in pricing an asset or liability developed based on the best information available in the circumstances.

Level 1 – Valuations based on unadjusted quoted prices in active markets for identical assets or liabilities that the Company has the ability to access.

Level 2 – Valuations based on unadjusted quoted prices in markets that are not active or for which all significant inputs are observable, either directly or indirectly.

Level 3 – Valuations based on inputs that are unobservable and significant to the overall fair value measurement. The inputs into the determination of fair value may require significant management judgment or estimation.

## [Table of Contents](#)

Transfers between levels, if any, represent the value as of the beginning of the period of any investment where a change in the pricing level occurred from the beginning to the end of the period.

The Company's valuation policy and fair value disclosures are consistent with ASC 820-10. The Company evaluates the source of inputs, including any markets in which its investments are trading, in determining fair value and categorizes each investment within the fair value hierarchy pursuant to ASC 820-10.

Under the 1940 Act, the Company is required to separately identify non-controlled investments where it owns 5% or more of a portfolio company's outstanding voting securities as investments in "affiliated" companies. In addition, under the 1940 Act, the Company is required to separately identify investments where it owns more than 25% of a portfolio company's outstanding voting securities as investments in "controlled" companies. Detailed information with respect to the Company's non-controlled non-affiliated, non-controlled affiliated and controlled investments is contained in the accompanying consolidated schedules of investments and other consolidated financial statements. The information in the tables below is presented on an aggregate portfolio basis, without segregating the non-controlled non-affiliated, non-controlled affiliated and controlled investment categories.

The carrying values of the Company's financial instruments approximate fair value. The carrying values of receivables, other assets, accounts payable and accrued expenses approximate fair value due to their short maturities. The fair value of the Company's Credit Facility, Senior Secured Notes, Convertible Notes and Term Loan is derived by taking the average of the high and low quotes as obtained from a broker. The fair value of the Credit Facility, Senior Secured Notes, Convertible Notes and Term Loan would be classified as Level 2 with respect to the fair value hierarchy.

The carrying and fair values of the Company's outstanding debt as of December 31, 2014 and December 31, 2013 were as follows:

	December 31, 2014		December 31, 2013	
	Carrying Value	Fair Value	Carrying Value	Fair Value
Credit Facility	\$ 144,000,000	\$ 142,560,000	\$ 179,000,000	\$ 176,315,000
Senior Secured Notes	175,000,000	183,890,750	175,000,000	187,375,280
Convertible Notes	114,227,689	115,655,535	113,981,494	116,546,078
Term Loan	15,000,000	14,925,000	10,000,000	9,950,000
Total	<u>\$ 448,227,689</u>	<u>\$ 457,031,285</u>	<u>\$ 477,981,494</u>	<u>\$ 490,186,358</u>



## Table of Contents

The following tables summarize the fair values of the Company's investments, forward foreign currency contracts and cash and cash equivalents based on the inputs used at December 31, 2014 and December 31, 2013 in determining such fair values:

	Fair Value at December 31, 2014	Fair Value Inputs at December 31, 2014		
		Price Quotations (Level 1)	Significant Observable Inputs (Level 2)	Significant Unobservable Inputs (Level 3)
Senior secured notes	\$ 101,459,500	\$ —	\$ —	\$ 101,459,500
Unsecured debt	174,559,213	—	—	174,559,213
Subordinated debt	50,524,000	—	—	50,524,000
Senior secured loans	665,287,992	—	—	665,287,992
Preferred stock	40,484,870	—	—	40,484,870
Common stock	106,979,016	—	—	106,979,016
Limited partnership/limited liability company interests	98,591,728	—	—	98,591,728
Equity warrants/options	19,830,419	—	—	19,830,419
Total investments	1,257,716,738	—	—	1,257,716,738
Cash and cash equivalents	10,326,174	10,326,174	—	—
Total	\$ 1,268,042,912	\$ 10,326,174	\$ —	\$ 1,257,716,738

	Fair Value at December 31, 2013	Fair Value Inputs at December 31, 2013		
		Price Quotations (Level 1)	Significant Observable Inputs (Level 2)	Significant Unobservable Inputs (Level 3)
Senior secured notes	\$ 226,685,176	\$ —	\$ —	\$ 226,685,176
Unsecured debt	118,531,084	—	—	118,531,084
Subordinated debt	78,395,314	—	—	78,395,314
Senior secured loans	527,203,698	—	—	527,203,698
Preferred stock	24,872,259	—	—	24,872,259
Common stock	143,355,344	—	—	143,355,344
Limited partnership/limited liability company interests	68,364,016	—	—	68,364,016
Equity warrants/options	30,565,573	—	—	30,565,573
Total investments	1,217,972,464	—	—	1,217,972,464
Cash and cash equivalents	18,474,784	18,474,784	—	—
Total	\$ 1,236,447,248	\$ 18,474,784	\$ —	\$ 1,217,972,464

The valuation techniques used at December 31, 2014 and December 31, 2013 in determining the fair values of the Company's investments for which significant unobservable inputs were used were the market approach, income approach or both using third party valuation firms or broker quotes for identical or similar assets. The total fair market value using the market or income approach or using third party valuation firms was \$1,251,086,872 and \$1,200,162,280 as of December 31, 2014 and December 31, 2013, respectively. The remaining balance was determined using broker quotes for identical or similar assets.

## Table of Contents

The following is a reconciliation for the year ended December 31, 2014 of investments for which Level 3 inputs were used in determining fair value:

	Fair Value at December 31, 2013	Amortization of Premium/ Discount—Net	Net Realized Gain (Loss)	Net Change in Unrealized Appreciation or Depreciation	Purchases	Sales or Repayments	Net Transfers in and/or out of Level 3	Fair Value at December 31, 2014
Senior secured notes	\$ 226,685,176	\$ 1,383,800	\$ 768,735	\$ (1,040,590)	\$ 20,805,330	\$(147,142,951)	\$ —	\$ 101,459,500
Unsecured debt	118,531,084	(2)	—	(4,294,390)	73,094,619	(12,772,098)	—	174,559,213
Subordinated debt	78,395,314	25,307	—	(1,642,802)	11,643,373	(37,897,192)	—	50,524,000
Senior secured loans	527,203,698	1,835,660	(3,509,596)	(2,377,719)	363,405,025	(221,269,076)	—	665,287,992
Preferred stock	24,872,259	—	423,373	2,220,422	26,373,979	(13,405,163)	—	40,484,870
Common stock	143,355,344	—	72,046,682	(19,457,209)	24,640,143	(113,605,944)	—	106,979,016
Limited partnership/LLC Interest	68,364,016	—	14,268,482	26,162,224	11,497,570	(21,700,564)	—	98,591,728
Equity warrants/options	30,565,573	—	13,082,672	(9,626,399)	506,505	(14,697,932)	—	19,830,419
<b>Total investments</b>	<b>\$1,217,972,464</b>	<b>\$ 3,244,765</b>	<b>\$ 97,080,348</b>	<b>\$ (10,056,463)</b>	<b>\$531,966,544</b>	<b>\$(582,490,920)</b>	<b>\$ —</b>	<b>\$1,257,716,738</b>

The following is a reconciliation for the year ended December 31, 2013 of investments for which Level 3 inputs were used in determining fair value:

	Fair Value at December 31, 2012	Amortization of Premium/ Discount—Net	Net Realized Gain (Loss)	Net Change in Unrealized Appreciation or Depreciation	Purchases	Sales or Repayments	Net Transfers in and/or out of Level 3	Fair Value at December 31, 2013
Senior secured notes	\$ 193,934,286	\$ 2,339,554	\$ 9,092,475	\$ 30,857	\$ 66,446,805	\$(45,158,801)	\$ —	\$ 226,685,176
Unsecured debt	69,725,040	85,875	—	(85,875)	53,806,044	(5,000,000)	—	118,531,084
Subordinated debt	97,910,598	1,099,329	—	65,692	25,031,979	(45,712,284)	—	78,395,314
Senior secured loans	556,456,919	9,410,079	(24,135,225)	25,083,229	431,732,754	(471,344,058)	—	527,203,698
Preferred stock	5,848,306	216,156	(34,502,744)	1,597,760	68,777,885	(17,065,104)	—	24,872,259
Common stock	72,341,231	—	(8,288,493)	51,578,371	28,138,978	(414,743)	—	143,355,344
Limited partnership/LLC Interest	49,037,167	—	86,358	19,533,569	153,745	(446,823)	—	68,364,016
Equity warrants /options	16,343,994	824,670	85,232	11,420,391	2,372,792	(481,506)	—	30,565,573
<b>Total investments</b>	<b>\$1,061,597,541</b>	<b>\$ 13,975,663</b>	<b>\$(57,662,397)</b>	<b>\$ 109,223,994</b>	<b>\$676,460,982</b>	<b>\$(585,623,319)</b>	<b>\$ —</b>	<b>\$1,217,972,464</b>

There were no transfers between levels during year ended December 31, 2014 and 2013. Transfers, to the extent they exist, are deemed to take place at the beginning of the reporting period. All realized and unrealized gains and losses are included in earnings (changes in net assets) and are reported as separate line items within the Company's consolidated statements of operations.

Net change in unrealized appreciation (depreciation) of Level 3 assets that were still held by the Company at December 31, 2014, 2013, and 2012 were \$69,331,672, \$76,154,226 and (\$1,030,260), respectively.

The significant unobservable inputs used in the market approach of fair value measurement of the Company's investments are the market multiples of earnings before income tax, depreciation and amortization ("EBITDA") of the comparable guideline public companies. The independent valuation firms select a population of public companies for each investment with similar operations and attributes of the subject company. Using these guideline public companies' data, a range of multiples of enterprise value to EBITDA is calculated. The independent valuation firms select percentages from the range of multiples for purposes of determining the subject company's estimated enterprise value based on said multiple and generally the latest twelve months EBITDA of the subject company (or other meaningful measure). Significant increases or decreases in the multiple will result in an increase or decrease in enterprise value, resulting in an increase or decrease in the fair value estimate of the investment.

## [Table of Contents](#)

The significant unobservable input used in the income approach of fair value measurement of the Company's investments is the discount rate or market yield used to discount the estimated future cash flows expected to be received from the underlying investment, which include both future principal and interest payments. Significant increases or decreases in the discount rate would result in an decrease or increase in the fair value measurement. Included in the consideration and selection of discount rates are the following factors: risk of default, rating of the investment and comparable company investments, and call provisions.

The ranges of significant unobservable inputs used in the fair value measurement of the Company's Level 3 investments as of December 31, 2014 were as follows:

<b>EBITDA Multiples:</b>	<b>High</b>	<b>Low</b>	<b>Weighted Average</b>
Senior secured notes	n/a	n/a	n/a
Unsecured debt	5.03x	5.86x	5.45x
Subordinated debt	4.50x	5.50x	5.00x
Senior secured loans	5.68x	6.62x	6.15x
Preferred stock	5.42x	6.06x	5.74x
Common stock	7.84x	8.79x	8.32x
Limited partnerships/LLC interest	8.04x	8.80x	8.42x
Equity warrants/options	6.35x	7.12x	6.73x
<b>Market Yields:</b>			
Senior secured notes	14.40%	16.00%	15.20%
Unsecured debt	13.92%	14.75%	14.33%
Subordinated debt	11.42%	12.58%	12.00%
Senior secured loans	10.57%	11.54%	11.06%
Preferred stock	n/a	n/a	n/a
Common stock	n/a	n/a	n/a
Limited partnerships/LLC interest	n/a	n/a	n/a
Equity warrants/options	n/a	n/a	n/a

[Table of Contents](#)

The ranges of significant unobservable inputs used in the fair value measurement of the Company's Level 3 investments as of December 31, 2013 were as follows:

<b>EBITDA Multiples:</b>	<b>High</b>	<b>Low</b>	<b>Weighted Average</b>
Senior secured notes	n/a	n/a	n/a
Unsecured debt	5.62x	4.94x	5.28x
Subordinated debt	n/a	n/a	n/a
Senior secured loans	7.54x	6.65x	7.09x
Preferred stock	6.20x	5.60x	5.90x
Common stock	7.15x	6.37x	6.76x
Limited partnerships/LLC interest	9.80x	8.98x	9.39x
Equity warrants/options	6.54x	5.60x	6.07x
<b>Market Yields:</b>			
Senior secured notes	14.93%	13.43%	14.18%
Unsecured debt	12.75%	12.25%	12.50%
Subordinated debt	15.00%	13.00%	14.00%
Senior secured loans	10.71%	10.00%	10.35%
Preferred stock	n/a	n/a	n/a
Common stock	n/a	n/a	n/a
Limited partnerships/LLC interest	2.90%	2.75%	2.83%
Equity warrants/options	2.90%	2.75%	2.83%

## 11. Consolidated financial highlights

The following per share data and ratios have been derived from information provided in the consolidated financial statements. The following is a schedule of consolidated financial highlights for a common share outstanding for each of the five years in the period ended December 31, 2014.

	Year ended December 31, 2014	Year ended December 31, 2013	Year ended December 31, 2012	Year ended December 31, 2011	Year ended December 31, 2010
<b>Per Share Data:</b>					
Net asset value, beginning of year	\$ 9.54	\$ 9.31	\$ 9.58	\$ 9.62	\$ 9.55
Net investment income	0.68	0.64	1.00	1.00	0.96
Net realized and unrealized gain (loss)	1.16	0.61	(0.22)	0.05	0.18
Total from investment operations	1.84	1.25	0.78	1.05	1.14
<b>Distributions to stockholders from:</b>					
Net investment income	(0.63)	(0.60)	(0.07)	(0.81)	(1.28)
Tax return of capital	(0.26)	(0.44)	(0.97)	(0.29)	—
Total distributions	(0.89)	(1.04)	(1.04)	(1.10)	(1.28)
Equity component of warrant	—	0.01	—	—	—
Issuance of stock at prices from dividend reinvestment plan	(0.01)	0.01	(0.01)	0.01	0.35
Offering costs	—	—	—	—	(0.14)
Purchases of treasury stock at prices below net asset value	0.01	—	—	—	—
Net increase (decrease) in net assets	0.95	0.23	(0.27)	(0.04)	0.07
Net asset value, end of year	\$ 10.49	\$ 9.54	\$ 9.31	\$ 9.58	\$ 9.62
Market price, end of year	\$ 8.20	\$ 9.33	\$ 10.06	\$ 8.16	\$ 11.06
Total return(1)	(2.18)%	3.56%	38.02%	(16.03)%	48.40%
<b>Ratios / Supplemental Data:</b>					
Ratio of operating expenses to average net assets(2)	8.18%	8.78%	7.28%	5.55%	6.05%
Ratio of credit facility related expenses to average net assets	3.38%	3.29%	3.13%	2.67%	1.35%
Ratio of total expenses to average net assets(3)	11.56%	12.07%	10.41%	8.22%	7.40%
Ratio of net investment income to average net assets	6.93%	6.85%	10.41%	10.22%	9.68%
Net assets, end of year	\$ 781,959,168	\$ 709,704,341	\$ 687,379,692	\$ 701,008,849	\$ 698,479,924
Average debt outstanding	\$ 409,956,985	\$ 359,486,764	\$ 381,451,093	\$ 291,353,425	\$ 205,151,507
Weighted average shares outstanding	74,539,159	74,174,560	73,623,983	73,037,357	62,663,002
Average debt per share(4)	\$ 5.50	\$ 4.85	\$ 5.18	\$ 3.99	\$ 3.27
Portfolio turnover	47%	41%	29%	26%	49%

*Figures may not foot due to rounding.*

- (1) For the years ended December 31, 2014, 2013, 2012, 2011 and 2010, total return is based on the change in market price during the respective years. Total return calculations take into account distributions, if any, reinvested in accordance with the Company's dividend reinvestment plan and do not reflect brokerage commissions. Total return is not annualized.
- (2) Ratio excluding capital gains incentive fee for years ended December 31, 2014, 2013 and 2012 is 5.77%, 5.87% and 6.48%, respectively. There were no capital gains incentive fees for the years ended December 31, 2011 and 2010.
- (3) Ratio excluding capital gains incentive fee for years ended December 31, 2014, 2013 and 2012 is 9.15%, 9.16% and 9.60%, respectively. There were no capital gains incentive fees for the years ended December 31, 2011 and 2010.
- (4) Average debt per share is calculated as average debt outstanding divided by the weighted average shares outstanding during the applicable period.

**12. Federal tax information**

Distributions from net investment income and net realized capital gains are determined in accordance with U.S. federal income tax regulations, which may differ from those amounts determined in accordance with GAAP. These book/tax differences are either temporary or permanent in nature. To the extent these differences are permanent, they are charged or credited to paid-in-capital, distributions in excess of net investment income or accumulated net realized gain (loss), as appropriate, in the period that the differences arise. The following temporary and permanent differences at December 31, 2014 and 2013 primarily attributable to differences in the tax treatment of certain debt securities, the tax characterization of income from partnership investments, foreign currency transactions, non-deductible expenses and differences in accounting for certain upfront fees (treated as taxable income when received and may be accreted over the life of the respective investment for financial reporting purposes), were reclassified for tax purposes as follows:

Taxable income generally differs from the change in net assets resulting from operations for financial reporting purposes due to temporary and permanent differences in the recognition of income and expenses, and generally excludes net unrealized appreciation or depreciation, as unrealized gains or losses are not included in taxable income until they are realized.

Book and tax basis differences relating to stockholder distributions and other permanent book and tax differences are reclassified among the Company's capital accounts. In addition, the character of income and gains to be distributed is determined in accordance with income tax regulations that may differ from GAAP.

	December 31, 2014	December 31, 2013
Paid-in capital in excess of par	\$ 236,080	\$ 3,237,331
Increase (decrease) in distributions in excess of net investment income	\$ 578,338	\$ (177,995)
Accumulated net realized loss	\$ (814,418)	\$ (3,059,336)

The following reconciles net increase in net assets resulting from operations to taxable income for the years ended December 31, 2014 and 2013:

	December 31, 2014	December 31, 2013
Net increase in net assets resulting from operations	\$ 137,240,036	\$ 92,988,803
Net unrealized appreciation not taxable	10,212,018	(109,714,146)
Deferral of late year capital loss	—	6,587,449
Reversal of prior year post-October capital loss	(6,587,449)	(7,379,468)
Deferral of late year ordinary loss	—	4,343
Reversal of prior year post-October ordinary loss	(4,343)	(159,963)
Reversal of prior year Section 1256 currency contracts mark-to-market	—	(369,411)
Current year net capital (gains) losses	(54,514,406)	64,993,718
Upfront fees recognized for book, already recognized for tax	—	(2,536,703)
Losses not currently deductible	(31,374)	(4,965)
Losses recognized on prior year exchange	(34,963,217)	—
Other book/tax differences	(405,564)	(11,311)
Amortization of organizational costs	(3,804)	(3,804)
Taxable income before deductions for distributions	<u>\$ 50,941,897</u>	<u>\$ 44,394,542</u>

## [Table of Contents](#)

At December 31, 2014, the cost of investments for tax purposes was \$1,124,608,106 resulting in net unrealized appreciation of \$133,108,632 which was comprised of gross unrealized appreciation and depreciation of \$161,160,318 and (\$28,051,686), respectively. At December 31, 2013, the cost of investments for tax purposes was \$1,109,971,444 resulting in net unrealized appreciation of \$108,001,020 which was comprised of gross unrealized appreciation and depreciation of \$154,625,031 and (\$46,624,011), respectively.

At December 31, 2014 and 2013, the components of accumulated net losses on a tax basis and a reconciliation to accumulated net losses on a book basis were as follows:

	December 31, 2014	December 31, 2013
Net unrealized appreciation	\$ 120,310,290	\$ 130,522,308
Deferred late year capital loss	—	(6,587,449)
Deferred late year ordinary loss	—	(4,343)
Differences between book and tax loss on investments	(10,925,889)	(45,889,105)
Distributions payable	(15,655,007)	(19,344,682)
Capital loss carry forward	(192,691,456)	(247,205,862)
Wash sales on investments	—	(31,374)
Expenses not currently deductible	(20,920)	(24,725)
Net income from pass thru investments	13,189,914	13,020,429
Total accumulated losses—net, book basis	<u>\$ (85,793,068)</u>	<u>\$ (175,544,803)</u>

For the tax year ended December 31, 2014, the Company had a net capital loss carry forward of \$192,691,456, which can be used to offset future capital gains. If not utilized against future gains, \$9,065,897 expires in 2017 and \$95,856,015 expires in 2018. The remaining \$87,769,544 of this capital loss carry forward will not be subject to expiration and must be utilized prior to the losses subject to expiration.

As a RIC, the Company is subject to a non-deductible federal excise tax of 4% if it does not distribute at least 98% of its ordinary income, excluding net short-term capital gains, in any calendar year; 98.2% of its capital gains in excess of capital losses for each one-year period ended October 31; and any ordinary income and net capital gains for preceding years that were not distributed during such years. For each of the years ended December 31, 2014 and 2013, no provision for federal excise tax was recorded.

For income tax purposes, distributions paid to stockholders are reported as ordinary income, non-taxable (return of capital), capital gains, or a combination thereof. The tax character of distributions paid or declared during the year ended December 31, 2014 was \$47,252,222 of ordinary income and \$19,069,182 of return of capital. The tax character of distributions paid or declared during the year ended December 31, 2013 was \$44,542,806 of ordinary income and \$32,599,852 of return of capital.

ASC 740-10, *Income Taxes* (“ASC 740-10”) clarifies the accounting for income taxes by prescribing the minimum recognition threshold an uncertain tax position is required to meet before tax benefits associated with such uncertain tax position are recognized in the consolidated financial statements. Based on its analysis of its tax position, the Company has concluded that it does not have any uncertain tax positions that met the recognition or measurement criteria of ASC 740-10.

The Company files U.S. federal and various state and local tax returns. No income tax returns are currently under examination. The statute of limitations on the Company’s U.S. federal income tax returns remains open for each of the four years ended December 31, 2014. The statute of limitations on the Company’s state and local tax returns may remain open for an additional year depending upon the jurisdiction.

**13. Selected quarterly financial data (unaudited)**

<u>Quarter Ended</u>	<u>Total Investment Income</u>	<u>Net Investment Income</u>	<u>Net Realized and Unrealized Gain (Loss)</u>	<u>Net Increase (Decrease) in Net Assets Resulting from Operations</u>	<u>Basic Earnings per Common Share</u>	<u>Diluted Earnings per Common Share</u>	<u>Net Asset Value per Common Share at End of Quarter</u>
(Dollars in thousands, except per share data)							
December 31, 2014	\$ 37,926	\$ 3,514	\$ 50,973	\$ 54,487	\$ 0.73	\$ 0.67	\$ 10.49
September 30, 2014	33,163	19,332	9,637	28,970	0.39	0.36	9.97
June 30, 2014	33,762	16,431	14,436	30,867	0.41	0.39	9.79
March 31, 2014	29,567	11,094	11,822	22,917	0.31	0.29	9.59
December 31, 2013	32,977	4,580	26,744	31,325	0.42	0.39	9.54
September 30, 2013	31,383	8,874	10,970	19,844	0.27	0.26	9.38
June 30, 2013	36,136	21,220	(9,196)	12,023	0.16	0.16	9.37
March 31, 2013	31,130	12,964	16,833	29,797	0.40	0.39	9.47
December 31, 2012	37,898	8,316	(6,574)	1,742	0.02	0.02	9.31
September 30, 2012	40,720	23,938	(9,609)	14,329	0.19	0.19	9.55
June 30, 2012	35,466	22,383	(1,401)	20,982	0.29	0.29	9.61
March 31, 2012	33,207	19,024	1,274	20,298	0.28	0.28	9.59

**14. Subsequent events**

The Company has reviewed subsequent events occurring through the date that these consolidated financial statements were issued, and determined that no subsequent events occurred requiring accrual or disclosure, except as disclosed below and elsewhere in these Notes to Consolidated Financial Statements.

On March 5, 2015, the Company's Board of Directors declared a distribution of \$0.21 per share, payable on April 3, 2015 to stockholders of record at the close of business on March 20, 2015.

On November 5, 2014, BlackRock Advisors, LLC ("BlackRock Advisors"), a wholly owned indirect subsidiary of BlackRock, Inc. ("BlackRock"), and BlackRock Kelso Capital Advisors, entered into a definitive agreement wherein BlackRock Advisors will acquire certain assets of BKCA (the "Transaction"). On February 18, 2015, the stockholders approved a new investment advisory agreement between the BDC and BlackRock Advisors, including a new management and incentive fee structure. The fee structure will be effective on the second anniversary of the Transaction date. Based on the terms of the definitive agreement, BlackRock Advisors will enter into an investment management agreement with the Company and serve as BKCC's investment manager following the completion of the Transaction.

BlackRock has substantial investment and portfolio management experience, which we believe will be beneficial to the Company and our stockholders. As part of the BlackRock platform, we will continue to seek to enhance the risk-return profile of the Company, strengthen its distribution paying capacity and optimize the valuation for our shareholders.

Upon completion of the Transaction, James R. Maher and Michael B. Lazar will be stepping down from their roles with the Company. Mr. Maher, the Company's Chairman and Chief Executive Officer, will remain on the Board of Directors and will become a senior advisor to BlackRock to assist in the transition of the business. Mr. Lazar, Chief Operating Officer of the Company has also agreed to serve as an advisor to BlackRock in transitioning the business, including portfolio responsibility and business operations. Mr. Lazar will step down from the Board at closing. Steven Sterling, Managing Director and head of BlackRock's Global Capital Markets group, will assume the role of CEO of the Company at closing, subject to Board of Directors approval.



## [Table of Contents](#)

In addition, as disclosed in the Company's Proxy Statement Pursuant to Section 14(a) of the Securities Exchange Act of 1934 filed on December 23, 2014 the Company proposed the following amendments to the existing investment management agreement between the Company and the Advisor (such agreement, the "Existing Agreement"). The amendment will: (a) reduce the base management fee from 2.00% of the Company's total assets to 1.75% of the Company's total assets, excluding cash, and (b) change the structure of the incentive management fee based on the Company's performance (the "Incentive Fee") in a manner will (i) reduce the "hurdle rate" required for the Existing Advisor to earn, and be paid, the Incentive Fee, (ii) adjust the related "catch-up" provision, (iii) adjust the period over which the Incentive Fee on income is based, (iv) eliminate the off-set of any net unrealized capital depreciation during such period in respect of the Incentive Fee based on income and (v) introduce a deferral feature on the income portion of the Incentive Fee during periods when our total return does not equal or exceed the hurdle rate (collectively the "Amendments"). The only change in the Incentive Fee on capital gains is the removal of the hurdle and associated catch-up provision with respect to such portion of the Incentive Fee. Please reference the complete Proxy Statement filed with the Securities and Exchange Commission on December 23, 2014 for further information on the fee structure.

Completion of the Transaction is expected to occur in the first quarter of 2015 and remains subject to customary closing conditions.

**Part C**  
**OTHER INFORMATION**

**Item 25. Financial statements and exhibits**

1. *Financial Statements*  
See the Index to Financial Statements on page F-1.
2. *Exhibits*
  - (a)(1) Certificate of Incorporation.(1)
  - (b) Amended and Restated By-Laws.(1)
  - (d)(1) Form of Specimen Stock Certificate.(2)
  - (d)(2) Form of Indenture.(3)
  - (d)(3) Statement of Eligibility of Trustee on Form T-1.\*\*
  - (d)(4) Form of Subscription Certificate.(3)
  - (d)(5) Form of Warrant Agreement.(3)
  - (e) Amended and Restated Dividend Reinvestment Plan.(4)
  - (g) Investment Management Agreement.(1)
  - (h)(1) Form of Underwriting Agreement for Equity.(5)
  - (h)(2) Form of Underwriting Agreement for Debt.(5)
  - (j)(1) Custody Agreement.(6)
  - (j)(2) Form of Foreign Custody Manager Agreement.(2)
  - (k)(1) Form of Stock Transfer Agency Agreement.(6)
  - (k)(2) Form of Administration Agreement.(6)
  - (k)(3) Form of Sub-Administration and Accounting Services Agreement.(6)
  - (k)(4) Note Purchase Agreement.(7)
  - (k)(5) Amended and Restated Senior Secured Revolving Credit Agreement.(8)
  - (k)(6)(a) Indenture dated February 19, 2013 relating to the 5.50% Convertible Senior Notes due 2018.(10)
  - (k)(6)(b) Form of Global Note 5.50% Convertible Senior Note due 2018 (included as part of exhibit (k)(6)(a)).(10)
  - (l) Opinion and Consent of Counsel to the Company.\*
  - (n)(1) Consent of Independent Registered Public Accounting Firm.\*
  - (n)(2) Report of Independent Registered Public Accounting Firm on “Senior Securities” Table.(12)
  - (n)(3) Power of Attorney.(12)
  - (r)(1) Code of Ethics of the Company.(9)
  - (r)(2) Code of Ethics of the Advisor.(12)
  - (r)(3) Code of Ethics and Business Conduct of the Company.(11)
- 99.1 Form of Preliminary Prospectus Supplement For Common Stock Offerings.(12)
- 99.2 Form of Preliminary Prospectus Supplement For Preferred Stock Offerings.(12)

## [Table of Contents](#)

99.3	Form of Preliminary Prospectus Supplement For Warrant Offerings.(12)
99.4	Form of Preliminary Prospectus Supplement For Subscription Rights Offerings.(12)
99.5	Form of Preliminary Prospectus Supplement For Debt Offerings.*
99.6	Form of Preliminary Prospectus Supplement For Unit Offerings.(12)
99.7	Certain Supplemental Information As Of March 31, 2015.*

\* Filed herewith.

\*\* To be filed by amendment.

- (1) Incorporated by reference to our Form 8-K as filed with the Securities and Exchange Commission on March 9, 2015.
- (2) Incorporated by reference to the corresponding exhibit number to the Registrant's pre-effective Amendment No. 2 to the Registration Statement on Form N-2, filed on June 14, 2007.
- (3) Incorporated by reference to the corresponding exhibit number to the Registrant's pre-effective Amendment No. 1 on Form N-2, filed on June 5, 2008.
- (4) Incorporated by reference to our Form 8-K as filed with the Securities and Exchange Commission on March 4, 2009.
- (5) Incorporated by reference to the corresponding exhibit number to the Registrant's pre-effective Amendment No. 2 on Form N-2, filed on October 14, 2008.
- (6) Incorporated by reference to our Form 10-K as filed with the Securities and Exchange Commission on March 29, 2006.
- (7) Incorporated by reference to our Form 8-K as filed with the Securities and Exchange Commission on January 19, 2011.
- (8) Incorporated by reference to our Form 8-K as filed with the Securities and Exchange Commission on March 27, 2014.
- (9) Incorporated by reference to our Form 10-K as filed with the Securities and Exchange Commission on March 12, 2010.
- (10) Incorporated by reference to our Form 8-K as filed with the Securities and Exchange Commission on February 19, 2013.
- (11) Incorporated by reference to our Form 10-K as filed with the Securities and Exchange Commission on March 16, 2009.
- (12) Incorporated by reference to the corresponding exhibit number to our Registration Statement under the Securities Act of 1933 (File No. 333-203068), on Form N-2, filed on March 27, 2015.

### **Item 26. Marketing arrangements**

The information contained under the heading "Plan of Distribution" in this Registration Statement is incorporated herein by reference and any information concerning any underwriters for a particular offering will be contained in a prospectus supplement related to that offering.

### **Item 27. Other expenses of issuance and distribution**

The following table sets forth the estimated expenses to be incurred in connection with the offering described in this registration statement:

SEC registration fee	\$ 174,150
NASDAQ Global Select Market listing fee	187,500
Printing (other than certificates)	875,000
Accounting fees and expenses	250,000
Legal fees and expenses	625,000
FINRA fee	75,500
Miscellaneous fees and expenses	18,750
Total	<u>\$ 2,205,900</u>

All of the expenses set forth above shall be borne by the Registrant.

## [Table of Contents](#)

### **Item 28. Persons controlled by or under common control with the registrant**

The following list sets forth each of the companies considered to be “controlled” by us as defined by the Investment Company Act of 1940.

As of December 31, 2014:

	<u>% of Voting Securities owned</u>
Bankruptcy Management Solutions, Inc. (Delaware)	32.5%
BKC ARS Blocker, Inc. (Delaware)	100.0%
BKC ASW Blocker, Inc. (Delaware)	100.0%
BKC CSP Blocker, Inc. (Delaware)	100.0%
BKC DVSH Blocker, Inc. (Delaware)	100.0%
BKC MTCH Blocker, Inc. (Delaware)	100.0%
BKC-WBS, LLC (Delaware)	100.0%
Gordon Brothers Finance Company	80.0%
WBS Group, LLC (Delaware)	100.0%
Westward Dough Holdings, LLC (Delaware)	35.0%

### **Item 29. Number of holders of shares**

As of May 1, 2015:

<u>Title of Class</u>	<u>Number of Record Holders</u>
Common Stock, \$0.001 par value	288

### **Item 30. Indemnification**

The information contained under the heading “Description of Our Capital Stock” is incorporated herein by reference.

Insofar as indemnification for liabilities arising under the Securities Act of 1933, as amended (the “Securities Act”) may be permitted to directors, officers and controlling persons of the Registrant pursuant to the provisions described above, or otherwise, the Registrant has been advised that in the opinion of the Securities and Exchange Commission such indemnification is against public policy as expressed in the Securities Act and is, therefore, unenforceable. In the event that a claim for indemnification against such liabilities (other than the payment by the Registrant of expenses incurred or paid by a director, officer or controlling person in the successful defense of an action suit or proceeding) is asserted by a director, officer or controlling person in connection with the securities being registered, the Registrant will, unless in the opinion of its counsel the matter has been settled by controlling precedent, submit to a court of appropriate jurisdiction the question whether such indemnification by it is against public policy as expressed in the Act and will be governed by the final adjudication of such issue.

The Registrant carries liability insurance for the benefit of its directors and officers (other than with respect to claims resulting from the willful misfeasance, bad faith, gross negligence or reckless disregard of the duties involved in the conduct of his or her office) on a claims-made basis.

We may agree to indemnify any underwriters or agents against specified liabilities for actions taken in their capacities as such, including liabilities under the Securities Act.

**Item 31. Business and other connections of investment adviser**

BlackRock Advisors, LLC, a limited liability company organized under the laws of Delaware (the “Advisor”), acts as investment adviser to the Registrant. The Registrant is fulfilling the requirement of this Item 31 to provide a list of the officers and directors of the Advisor, together with information as to any other business, profession, vocation or employment of a substantial nature engaged in by the Advisor or those officers and directors during the past two years, by incorporating by reference the information contained in the Form ADV of the Advisor filed with the commission pursuant to the Investment Advisers Act of 1940 (Commission File No. 801-47710).

**Item 32. Location of accounts and records**

The Registrant’s accounts, books and other documents are currently located at the offices of the Registrant, c/o BlackRock Advisors, LLC, 40 East 52nd Street, New York, NY 10022 and at the offices of the Registrant’s Custodian, Transfer Agent, Sub-Administrator and Accounting Agent, BNY Mellon Investment Servicing Trust Company, 8800 Tincum Boulevard, 3<sup>rd</sup> Floor, Philadelphia, PA 19153 and BNY Investment Servicing (U.S.) Inc., 301 Bellevue Parkway, Wilmington, DE 19809, respectively.

**Item 33. Management services**

Not Applicable.

**Item 34. Undertakings**

(1) The Registrant hereby undertakes to suspend the offering of the securities until it amends its prospectus if (a) subsequent to the effective date of its registration statement, the net asset value declines more than 10 percent from its net asset value as of the effective date of the Registration Statement or (b) the net asset value increases to an amount greater than its net proceeds as stated in the prospectus.

(2) The Registrant undertakes:

(a) to file, during any period in which offers or sales are being made, a post-effective amendment to this Registration Statement:

(i) to include any prospectus required by Section 10(a)(3) of the Securities Act of 1933;

(ii) to reflect in the prospectus any facts or events arising after the effective date of this Registration Statement (or the most recent post-effective amendment thereof) which, individually or in the aggregate, represent a fundamental change in the information set forth in this Registration Statement;

(iii) to include any material information with respect to the plan of distribution not previously disclosed in this Registration Statement or any material change to such information in the Registration Statement;

(b) that, for the purpose of determining any liability under the Securities Act of 1933, each such post-effective amendment shall be deemed to be a new registration statement relating to the securities offered therein, and the offering of those securities at that time shall be deemed to be the initial bona fide offering thereof;

(c) to remove from registration by means of a post-effective amendment any of the securities being registered which remain unsold at the termination of the offering;

(d) that, for the purpose of determining liability under the Securities Act of 1933 to any purchaser, if the Registrant is subject to Rule 430C [17 CFR 230.430C]: Each prospectus filed pursuant to Rule 497(b), (c), (d) or (e) under the Securities Act of 1933 [17 CFR 230.497(b), (c), (d) or (e)] as part of a registration statement relating to an offering, other than prospectuses filed in reliance on Rule 430A under the Securities

## Table of Contents

Act of 1933 [17 CFR 230.430A], shall be deemed to be part of and included in the registration statement as of the date it is first used after effectiveness, *provided, however*, that no statement made in a registration statement or prospectus that is part of the registration statement or made in a document incorporated or deemed incorporated by reference into the registration statement or prospectus that is part of the registration statement will, as to a purchaser with a time of contract of sale prior to such first use, supersede or modify any statement that was made in the registration statement or prospectus that was part of the registration statement or made in any such document immediately prior to such date of first use;

(e) that for the purpose of determining liability of the Registrant under the Securities Act of 1933 to any purchaser in the initial distribution of securities: The undersigned Registrant undertakes that in a primary offering of securities of the undersigned Registrant pursuant to this registration statement, regardless of the underwriting method used to sell the securities to the purchaser, if the securities are offered or sold to such purchaser by means of any of the following communications, the undersigned Registrant will be a seller to the purchaser and will be considered to offer or sell such securities to the purchaser:

(i) any preliminary prospectus or prospectus of the undersigned Registrant relating to the offering required to be filed pursuant to Rule 497 under the Securities Act of 1933 [17 CFR 230.497];

(ii) the portion of any advertisement pursuant to Rule 482 under the Securities Act of 1933 [17 CFR 230.482] relating to the offering containing material information about the undersigned Registrant or its securities provided by or on behalf of the undersigned Registrant;

(iii) any other communication that is an offer in the offering made by the undersigned Registrant to the purchaser;

(f) to file, at the time of each offering of securities, appropriate legality opinions by post-effective amendment to the registration statement;

(g) to file a post-effective amendment to the registration statement with respect to any offering of units; and

(h) to file a post-effective amendment to the registration statement with respect to any rights offering.



## [Table of Contents](#)

The agreements included or incorporated by reference as exhibits to this registration statement contain representations and warranties by each of the parties to the applicable agreement. These representations and warranties were made solely for the benefit of the other parties to the applicable agreement and (i) were not intended to be treated as categorical statements of fact, but rather as a way of allocating the risk to one of the parties if those statements prove to be inaccurate; (ii) may have been qualified in such agreement by disclosures that were made to the other party in connection with the negotiation of the applicable agreement; (iii) may apply contract standards of “materiality” that are different from “materiality” under the applicable securities laws; and (iv) were made only as of the date of the applicable agreement or such other date or dates as may be specified in the agreement. The Company acknowledges that, notwithstanding the inclusion of the foregoing cautionary statements, it is responsible for considering whether additional specific disclosures of material information regarding material contractual provisions are required to make the statements in this registration statement not misleading.

### INDEX TO EXHIBITS

2.	<i>Exhibits</i>
(l)	Opinion and Consent of Counsel to the Company.*
(n)(1)	Consent of Independent Registered Public Accounting Firm.*
99.5	Form of Preliminary Prospectus Supplement For Debt Offerings*
99.7	Certain Supplemental Information As Of March 31, 2015.*

\* Filed herewith.



[Letterhead of Skadden, Arps, Slate, Meagher &amp; Flom LLP]

May 4, 2015

BlackRock Capital Investment Corporation  
40 East 52<sup>nd</sup> Street  
New York, NY 10022

RE: BlackRock Capital Investment Corporation  
Shelf Registration Statement on Form N-2

Ladies and Gentlemen:

We have acted as special counsel to BlackRock Capital Investment Corporation, a Delaware corporation (the "Company"), in connection with the registration statement on Form N-2 filed by the Company with the Securities and Exchange Commission (the "Commission") on March 27, 2015, under the Securities Act of 1933, as amended (the "Securities Act"), as amended by pre-effective Amendment No. 1 thereto to be filed by the Company with the Commission on the date hereof (the "Registration Statement"). The Registration Statement relates to the issuance and sale by the Company from time to time, pursuant to Rule 415 of the General Rules and Regulations of the Commission promulgated under the Securities Act (the "Rules and Regulations"), of an unspecified amount of securities of the Company, consisting of: (i) shares of the Company's common stock, par value \$0.001 per share (the "Common Stock"); (ii) shares of the Company's preferred stock, par value \$0.001 per share, which may be issued in one or more series (the "Preferred Stock"); (iii) senior debt securities or subordinated debt securities of the Company (collectively, the "Debt Securities"), which may be issued in one or more series under the indenture proposed to be entered into between the Company and The Bank of New York, as trustee (the "Trustee"), the form of which has been incorporated by reference as an exhibit to the Registration Statement (the "Indenture"); (iv) warrants (the "Warrants") to purchase Common Stock, Preferred Stock or Debt Securities as shall be designated by the Company at the time of the offering which may be issued pursuant to one or more warrant agreements (each, a "Warrant Agreement") proposed to be entered into by the Company and one or more warrant agents to be named therein (each, a "Warrant Agent"); (v) subscription rights to purchase shares of Common Stock (the "Subscription Rights") which may be issued under one or more subscription rights certificates (each, a "Subscription Rights Certificate") and/or pursuant to one or more subscription rights agreements (each, a "Subscription Rights Agreement") proposed to be entered into by the Company and one or more subscription agents to be named therein (each, a "Subscription Agent"); and (vi) units, which may be comprised of one or more of Common Stock, Preferred Stock, Debt Securities, Warrants or Subscription Rights, in any combination, and may also include debt obligations of third parties, such as U.S. Treasury securities (the "Units"). The Common Stock, Preferred Stock, Debt Securities, Warrants, Subscription Rights and Units are collectively referred to herein as the "Offered Securities."

This opinion is being furnished in accordance with the requirements of sub paragraph (l) of item 25.2 of part C of Form N-2.

In rendering the opinions stated herein, we have examined and relied upon originals or copies of the following: (i) the Registration Statement; (ii) the Certificate of Incorporation of the Company, as amended to date (the "Certificate of Incorporation"); (iii) the By-laws of the Company, as amended to date (the "By-Laws"); (iv) the form of the Indenture; and (v) certain resolutions of the Board of Directors of the Company (the "Board of Directors") relating to the issuance, sale and registration of the Offered Securities.

We have also examined originals or copies, certified or otherwise identified to our satisfaction, of such records of the Company and such agreements, certificates and receipts of public officials, certificates of officers or other representatives of the Company and others, and such other documents as we have deemed necessary or appropriate as a basis for the opinions stated below.

In our examination, we have assumed the genuineness of all signatures, including endorsements, the legal capacity and competency of all natural persons, the authenticity of all documents submitted to us as originals, the conformity to original documents of all documents submitted to us as facsimile, electronic, certified or photostatic copies, and the authenticity of the originals of such copies. In making our examination of executed documents or documents to be executed, we have assumed that the parties thereto, other than the Company, had or will have the power, corporate or other, to enter into and perform all obligations thereunder and have also assumed the due authorization by all requisite action, corporate or other, and the execution and delivery by such parties of such documents and the validity and binding effect thereof on such parties. We have assumed that each of the Indenture, Warrant Agreements and Subscription Agreements have been or will be duly authorized, executed and delivered by the Trustee, Warrant Agents or Subscription Agents, as the case may be, and that any Debt Securities, Warrants or Subscription Rights that may be issued will be manually signed or countersigned, as the case may be, by duly authorized officers of the Trustee, Warrant Agents or the Subscription Agents, as the case may be.

As to any facts relevant to the opinions stated herein that we did not independently establish or verify, we have relied upon statements and representations of officers and other representatives of the Company and others and of public officials.

We have assumed that the terms of the Offered Securities will have been established so as not to, and that the execution and delivery by the Company of, and the performance of its obligations under, the Offered Securities, will not, violate, conflict with, constitute a default under or require (i) any agreement or instrument to which the Company is subject, (ii) any law, rule or regulation to which the Company is subject, (iii) any judicial or regulatory order or decree of any governmental authority or (iv) any consent, approval, license, authorization or validation of, or filing, recording or registration with any governmental authority.

Our opinions set forth herein are limited to the General Corporation Law of the State of Delaware (the "DGCL") and those laws of the State of New York that, in our experience, are normally applicable to transactions of the type contemplated by the Registration Statement and, to the extent that judicial or regulatory orders or decrees or consents, approvals, licenses, authorizations, validations, filings, recordings or registrations with governmental authorities are relevant, to those required under such laws (all of the foregoing being referred to as "Opined on Law"). We do not express any opinion as to the effect of any such non-Opined on Law on the opinions stated herein. The Offered Securities may be issued from time to time on a delayed or continuous basis, and this opinion is limited to the laws, including the rules and regulations, as in effect on the date hereof, which laws are subject to change with possible retroactive effect.

Based upon the foregoing, and subject to the limitations, qualifications, exceptions and assumptions stated herein, we are of the opinion that:

1. With respect to any shares of Common Stock to be offered by the Company pursuant to the Registration Statement (the "Offered Common Stock"), when (i) the Registration Statement, as finally amended (including all necessary post-effective amendments), has become effective under the Securities Act; (ii) an appropriate prospectus supplement or term sheet with respect to the Offered Common Stock has been prepared, delivered and filed in compliance with the Securities Act and the applicable Rules and Regulations; (iii) if the Offered Common Stock is to be sold or otherwise distributed pursuant to a firm commitment underwritten offering, an "at the market" offering or other offering with underwriters or agents, the underwriting, sales agent or other agreement with respect to the Offered Common Stock has been duly authorized, executed and delivered by the Company and the other parties thereto; (iv) the Board of Directors, including any appropriate committee appointed thereby, and appropriate officers of the Company have taken all necessary corporate action to approve

the issuance of the Offered Common Stock, the consideration to be received therefor and related matters; (v) the terms of the issuance and sale of the Offered Common Stock have been duly established in conformity with the Certificate of Incorporation and the By-Laws so as not to violate any applicable law, the Certificate of Incorporation or the By-Laws or result in a default under or breach of any agreement or instrument binding upon the Company or any of its properties and so as to comply with any requirement or restriction imposed by any court or governmental body having jurisdiction over the Company or any of its properties and (vi) certificates in the form required under the DGCL representing the Offered Common Stock are duly executed, countersigned, registered and delivered upon payment of the agreed upon consideration therefor, the shares of Offered Common Stock (including any shares of Common Stock duly issued upon conversion, exchange or exercise of any Debt Securities, Warrants, Preferred Stock or Subscription Rights registered on the Registration Statement), when issued and sold in accordance with the applicable underwriting agreement with respect to the Offered Common Stock or any other duly authorized, executed and delivered valid and binding purchase or agency agreement, or upon due conversion, exercise or exchange of any Debt Securities, Warrants, Preferred Stock, or Subscription Rights, as the case may be, will be duly authorized, validly issued, fully paid and nonassessable, provided that the consideration therefor is not less than \$0.001 per share of Common Stock.

2. With respect to any shares of Preferred Stock to be offered by the Company pursuant to the Registration Statement (the "Offered Preferred Stock"), when (i) the Registration Statement, as finally amended (including all necessary post-effective amendments), has become effective under the Securities Act; (ii) an appropriate prospectus supplement or term sheet with respect to the Offered Preferred Stock has been prepared, delivered and filed in compliance with the Securities Act and the applicable Rules and Regulations; (iii) if the Offered Preferred Stock is to be sold pursuant to a firm commitment underwritten offering, the underwriting agreement with respect to the Offered Preferred Stock has been duly authorized, executed and delivered by the Company and the other parties thereto; (iv) the Board of Directors, including any appropriate committee appointed thereby, and appropriate officers of the Company have taken all necessary corporate action to fix and determine the terms of the Offered Preferred Stock, and the consideration to be received therefor and related matters, including the adoption of a Certificate of Designations for the Offered Preferred Stock in the form required by the DGCL; (v) such Certificate of Designations has been duly filed with the Secretary of State for the State of Delaware; (vi) the terms of the issuance and sale of the Offered Preferred Stock have been duly established in conformity with the Certificate of Incorporation, including the Certificate of Designations relating to the Offered Preferred Stock, and the By-Laws so as not to violate any applicable law, the Certificate of Incorporation or the By-Laws or result in a default under or breach of any agreement or instrument binding upon the Company or any of its properties and so as to comply with any requirement or restriction imposed by any court or governmental body having jurisdiction over the Company or any of its properties; and (vii) certificates in the form required under the DGCL representing the Offered Preferred Stock are duly executed, countersigned, registered and delivered upon payment of the agreed upon consideration therefor, the Offered Preferred Stock (including any shares of Preferred Stock duly issued upon conversion, exchange or exercise of any Debt Securities, Warrants, Preferred Stock or Subscription Rights registered on the Registration Statement), when issued and sold in accordance with the applicable underwriting agreement with respect to the Offered Preferred Stock or any other duly authorized, executed and delivered valid and binding purchase or agency agreement, or upon due conversion, exercise or exchange of any Debt Securities, Warrants, Preferred Stock or Subscription Rights, as the case may be, will be duly authorized, validly issued, fully paid and nonassessable, provided that the consideration therefor is not less than \$0.001 per share of Preferred Stock.

3. With respect to any series of Debt Securities to be offered by the Company pursuant to the Registration Statement (the "Offered Debt Securities"), when (i) the Registration Statement, as finally amended (including all necessary post-effective amendments), has become effective under the Securities Act and the Indenture has been qualified under the Trust Indenture Act of 1939, as amended (the "Trust Indenture Act"); (ii) an appropriate

prospectus supplement or term sheet with respect to the Offered Debt Securities has been prepared, delivered and filed in compliance with the Securities Act and the applicable Rules and Regulations; (iii) if the Offered Debt Securities are to be sold pursuant to a firm commitment underwritten offering, the underwriting agreement with respect to the Offered Debt Securities has been duly authorized, executed and delivered by the Company and the other parties thereto; (iv) the Board of Directors, including any appropriate committee appointed thereby, and appropriate officers of the Company have taken all necessary corporate action to approve the issuance and terms of the Offered Debt Securities and related matters; (v) the Indenture and any supplemental indenture in respect of such Offered Debt Securities have been duly executed and delivered by each party thereto; (vi) the Statement of Eligibility and Qualification on Form T-1 under the Trust Indenture Act of the Trustee has been duly filed as an exhibit to the Registration Statement; (vii) the terms of the Offered Debt Securities and of their issuance and sale have been duly established in conformity with the Indenture and any supplemental indenture to be entered into in connection with the issuance of such Offered Debt Securities, so as not to violate any applicable law, the Certificate of Incorporation or the By-Laws or result in a default under or breach of any agreement or instrument binding upon the Company or any of its properties and so as to comply with any requirement or restriction imposed by any court or governmental body having jurisdiction over the Company or any of its properties; and (viii) the Offered Debt Securities have been issued in a form that complies with the Indenture and have been duly executed and authenticated in accordance with the provisions of the Indenture and any supplemental indenture to be entered into in connection with the issuance of such Offered Debt Securities and duly delivered to the purchasers thereof upon payment of the agreed-upon consideration therefor, the Offered Debt Securities (including any Debt Securities duly issued upon conversion of any Debt Securities), when issued and sold in accordance with the Indenture, any supplemental indenture to be entered into in connection with the issuance of such Offered Debt Securities and the applicable underwriting agreement, if any, or any other duly authorized, executed and delivered valid and binding purchase or agency agreement, will be valid and binding obligations of the Company, enforceable against the Company in accordance with their respective terms, except to the extent that enforcement thereof may be limited by (a) bankruptcy, insolvency, reorganization, fraudulent conveyance, moratorium or other similar laws now or hereafter in effect relating to creditors' rights generally, (b) general principles of equity (regardless of whether enforceability is considered in a proceeding at law or in equity), (c) public policy considerations which may limit the rights of parties to obtain remedies, (d) the waivers of any usury defense contained in the Indenture or Offered Debt Securities that may be unenforceable, (e) requirements that a claim with respect to any Offered Debt Securities denominated in a currency, currency unit or composite currency other than United States dollars (or a judgment denominated other than in United States dollars in respect of such a claim) be converted into United States dollars at a rate of exchange prevailing on a date determined pursuant to applicable law, and (f) governmental authority to limit, delay or prohibit the making of payments outside the United States or in foreign currencies, currency units or composite currencies.

4. With respect to any series of Warrants to be offered by the Company pursuant to the Registration Statement (the "Offered Warrants"), when (i) the Registration Statement, as finally amended (including all necessary post-effective amendments), has become effective under the Securities Act; (ii) an appropriate prospectus supplement or term sheet with respect to the Offered Warrants has been prepared, delivered and filed in compliance with the Securities Act and the applicable Rules and Regulations; (iii) if the Offered Warrants are to be sold pursuant to a firm commitment underwritten offering, the underwriting agreement with respect to the Offered Warrants has been duly authorized, executed and delivered by the Company and the other parties thereto; (iv) the Board of Directors, including any appropriate committee appointed thereby, and appropriate officers of the Company have taken all necessary corporate action to approve the issuance and terms of the Offered Warrants, the applicable Warrant Agreement and related matters; (v) the terms of the Offered Warrants and of their issuance and sale have been duly established in conformity with the applicable Warrant Agreement so as not to violate any applicable law, the Certificate of Incorporation or By-Laws or result in a default under or breach of any agreement or instrument binding upon the Company or any of its properties and so as to comply

with any requirement or restriction imposed by any court or governmental body having jurisdiction over the Company and the applicable Warrant Agent or any of their respective properties; (vi) the Common Stock or the Preferred Stock relating to such Offered Warrants have been duly authorized for issuance and paid for in the manner contemplated in the Registration Statement and any prospectus supplement relating thereto; (vii) the Offered Warrants have been duly executed, delivered, countersigned, issued and sold in accordance with the provisions of the applicable Warrant Agreement to be filed on a Current Report on Form 8-K in the manner contemplated in the Registration Statement or any prospectus supplement or term sheet relating thereto, the Offered Warrants (including any Warrants duly issued upon conversion, exchange or exercise of any Debt Securities or Preferred Stock), when issued and sold in accordance with the applicable Warrant Agreement and the applicable purchase agreement or any other duly authorized, executed and delivered valid and binding purchase or agency agreement, will be valid and binding obligations of the Company, enforceable against the Company in accordance with their respective terms, except to the extent that enforcement thereof may be limited by (a) bankruptcy, insolvency, reorganization, fraudulent conveyance, moratorium or other similar laws now or hereafter in effect relating to creditors' rights generally, (b) general principles of equity (regardless of whether enforceability is considered in a proceeding at law or in equity) and (c) public policy considerations which may limit the rights of parties to obtain remedies.

5. With respect to any Subscription Rights to be offered by the Company pursuant to the Registration Statement (the "Offered Subscription Rights"), when (i) the Registration Statement, as finally amended (including all necessary post-effective amendments), has become effective under the Securities Act; (ii) an appropriate prospectus supplement or term sheet with respect to the Offered Subscription Rights has been prepared, delivered and filed in compliance with the Securities Act and the applicable Rules and Regulations; (iii) if the Offered Subscription Rights are to be sold pursuant to a firm commitment underwritten offering, the underwriting agreement with respect to the Offered Subscription Rights has been duly authorized, executed and delivered by the Company and the other parties thereto; (iv) the Board of Directors, including any appropriate committee appointed thereby, and appropriate officers of the Company have taken all necessary corporate action to approve the issuance and terms of the Offered Subscription Rights, the applicable Subscription Rights Agreement and related matters, including setting forth the terms of the Subscription Rights in a Subscription Rights Certificate; (v) the terms of the Offered Subscription Rights and of their issuance and sale have been duly established in conformity with the applicable Subscription Rights Agreement, Subscription Rights Certificate, the Certificate of Incorporation and the By-Laws of the Company, so as not to violate any applicable law, the Certificate of Incorporation or By-Laws or result in a default under or breach of any agreement or instrument binding upon the Company or any of its properties and so as to comply with any requirement or restriction imposed by any court or governmental body having jurisdiction over the Company and the applicable Subscription Agent or any of their respective properties; (vi) the Common Stock or other Securities relating to such Offered Subscription Rights have been duly authorized for issuance; and (vii) the Offered Subscription Rights have been duly executed, delivered, countersigned, issued and sold in accordance with the provisions of the applicable Subscription Rights Agreement and Subscription Rights Certificate to be filed on a Current Report on Form 8-K in the manner contemplated in the Registration Statement or any prospectus supplement or term sheet relating thereto, the Offered Subscription Rights, when issued and sold in accordance with the applicable Subscription Rights Agreement, Subscription Rights Certificate and the applicable purchase agreement or any other duly authorized, executed and delivered valid and binding purchase or agency agreement, will be valid and binding obligations of the Company, enforceable against the Company in accordance with their respective terms, except to the extent that enforcement thereof may be limited by (a) bankruptcy, insolvency, reorganization, fraudulent conveyance, moratorium or other similar laws now or hereafter in effect relating to creditors' rights generally, (b) general principles of equity (regardless of whether enforceability is considered in a proceeding at law or in equity) and (c) public policy considerations which may limit the rights of parties to obtain remedies.

6. With respect to any Units to be offered by the Company pursuant to the Registration Statement (the "Offered Units"), when (i) the Registration Statement, as finally amended (including all necessary post-effective amendments), has become effective under the Securities Act; (ii) an appropriate prospectus supplement or term sheet with respect to the Offered Units has been prepared, delivered and filed in compliance with the Securities Act and the applicable Rules and Regulations; (iii) if the Offered Units are to be sold pursuant to a firm commitment underwritten offering, the underwriting agreement with respect to the Offered Units has been duly authorized, executed and delivered by the Company and the other parties thereto; (iv) the Board of Directors, including any appropriate committee appointed thereby, and appropriate officers of the Company have taken all necessary corporate action to approve the issuance and terms of the Offered Units, the applicable Units Agreement and related matters; (v) the terms of the Offered Units and of their issuance and sale have been duly established in conformity with the applicable Units Agreement, the Certificate of Incorporation and the By-Laws of the Company, so as not to violate any applicable law, the Certificate of Incorporation or By-Laws or result in a default under or breach of any agreement or instrument binding upon the Company or any of its properties and so as to comply with any requirement or restriction imposed by any court or governmental body having jurisdiction over the Company or any of its properties; (vi) the Common Stock, Preferred Stock, Debt Securities, Warrants and Subscription Rights relating to such Offered Units has been duly authorized for issuance; and (vii) the Offered Units have been duly executed, delivered, countersigned, issued and sold in accordance with the provisions of the applicable Units Agreement in the manner contemplated in the Registration Statement or any prospectus supplement or term sheet relating thereto, the Offered Units, when issued and sold in accordance with the applicable Units Agreement or any other duly authorized, executed and delivered valid and binding purchase or agency agreement, will be valid and binding obligations of the Company, enforceable against the Company in accordance with their respective terms, except to the extent that enforcement thereof may be limited by (a) bankruptcy, insolvency, reorganization, fraudulent conveyance, moratorium or other similar laws now or hereafter in effect relating to creditors' rights generally, (b) general principles of equity (regardless of whether enforceability is considered in a proceeding at law or in equity), (c) public policy considerations which may limit the rights of parties to obtain remedies, (d) the waivers of any usury defense contained in the Indenture or Offered Debt Securities that may be unenforceable, (e) requirements that a claim with respect to any Offered Debt Securities denominated in a currency, currency unit or composite currency other than United States dollars (or a judgment denominated other than in United States dollars in respect of such a claim) be converted into United States dollars at a rate of exchange prevailing on a date determined pursuant to applicable law, and (f) governmental authority to limit, delay or prohibit the making of payments outside the United States or in foreign currencies, currency units or composite currencies.

We hereby consent to the filing of this opinion with the Commission as an exhibit to the Registration Statement. We also hereby consent to the use of our name under the heading "Legal Matters" in the prospectus forming a part of the Registration Statement. In giving this consent, we do not thereby admit that we are within the category of persons whose consent is required under Section 7 of the Securities Act or the Rules and Regulations. This opinion is expressed as of the date hereof unless otherwise expressly stated, and we disclaim any undertaking to advise you of any subsequent changes in the facts stated or assumed herein or of any subsequent changes in applicable laws.

Very truly yours,

/s/ Skadden, Arps, Slate, Meagher & Flom LLP

**CONSENT OF INDEPENDENT REGISTERED PUBLIC ACCOUNTING FIRM**

We consent to the use in this Pre-Effective Amendment Number 1 to Registration Statement No. 333-203068 on Form N-2 of our report dated March 5, 2015 relating to the consolidated financial statements of BlackRock Capital Investment Corporation, formerly, BlackRock Kelso Capital Corporation, appearing in the Prospectus, which is part of this Registration Statement, and to the references to us under the headings, "Selected Financial Data", "Senior Securities", and "Independent Registered Public Accounting Firm" in such Prospectus.

/s/ Deloitte & Touche LLP

New York, New York  
May 4, 2015

The information in this preliminary prospectus supplement is not complete and may be changed. A registration statement relating to these securities has been filed with and declared effective by the Securities and Exchange Commission. This preliminary prospectus supplement is not an offer to sell nor does it seek an offer to buy these securities in any jurisdiction where the offer or sale is not permitted.

Exhibit 99.5

SUBJECT TO COMPLETION, DATED , 20

[FORM OF PRELIMINARY PROSPECTUS SUPPLEMENT TO BE USED IN CONJUNCTION WITH FUTURE DEBT SECURITIES OFFERINGS]  
(1)

[PRELIMINARY] PROSPECTUS SUPPLEMENT  
To the Prospectus dated , 20

**BLACKROCK CAPITAL INVESTMENT CORPORATION**  
**% [Insert ranking/conversion information] Notes due**

BlackRock Capital Investment Corporation is an externally-managed, non-diversified closed-end management investment company. We have elected to be regulated as a business development company under the Investment Company Act of 1940. Our investment objective is to generate both current income and capital appreciation through debt and equity investments. We invest primarily in middle-market companies in the form of senior and junior secured, unsecured and subordinated debt securities and loans, each of which may include an equity component, and by making direct preferred, common and other equity investments in such companies.

We are offering \$ in aggregate principal amount of % notes due , or the “Notes.” The Notes will mature on . We will pay interest on the Notes on , , and of each year, beginning on . In our sole discretion, we may redeem the Notes in whole or in part at any time or from time to time on or after , at the redemption price set forth under “Specific Terms of the Notes and the Offering—Optional redemption” in this prospectus supplement. The Notes will be issued in minimum denominations of [\$25] [\$1,000] and integral multiples of [\$25] [\$1,000] in excess thereof. Under normal circumstances, no principal will be returned prior to [insert maturity date].

The Notes will be our direct unsecured obligations and rank *pari passu*, or equally in right of payment, with all outstanding and future unsecured unsubordinated indebtedness issued by the Company.

[We intend to list the Notes on the , and expect trading in the Notes on to begin within days of the original issue date under the symbol “ .” The Notes are expected to trade “flat,” which means that purchasers will not pay, and sellers will not receive, any accrued and unpaid interest on the Notes that is not reflected in the trading price. Currently, there is no public market for the Notes and it is not expected that a market for the Notes will develop unless and until the Notes are listed on .]

This prospectus supplement and the accompanying prospectus contain important information you should know before investing in our securities. Please read it carefully before you invest and keep it for future reference. We file annual, quarterly and current reports, proxy statements and other information about us with the Securities and Exchange Commission (the “SEC”). This information is available free of charge by contacting us at 40 East 52nd Street, New York, New York 10022, or by telephone at (212) 810-5800 or on our website at www.blackrockbkcc.com. The SEC also maintains a website at www.sec.gov that contains such information free of charge upon request. Information contained on our website is not incorporated by reference into this prospectus supplement or the accompanying prospectus, and you should not consider information contained on our website to be part of this prospectus supplement or the accompanying prospectus.

Investing in our securities involves a high degree of risk, including the risk of the use of leverage. Before investing in our securities, you should read the discussion of the material risks of investing in the Company in “Risks” beginning on page S- of this prospectus supplement and page of the accompanying prospectus.

Shares of closed-end investment companies, including business development companies, frequently trade at a discount from their net asset value. If our shares trade at a discount to our net asset value, it will likely increase the risk of loss for purchasers in the offerings. Investing in our securities involves a high degree of risk, including credit risk and the risk of the use of leverage. Before investing in our securities, you should read the discussion of the material risks of investing in the Company in “Risks” beginning on page S- of this prospectus supplement and on page of the accompanying prospectus.

Neither the SEC nor any state securities commission has approved or disapproved of these securities or determined if this prospectus supplement or the accompanying prospectus is truthful or complete. Any representation to the contrary is a criminal offense.

	Per Note	Total
Public Offering Price	%	\$
Underwriting Discount	%	\$
Proceeds to BlackRock Capital Investment Corporation (before estimated expenses) <sup>(1)</sup>	%	\$

<sup>(1)</sup> We estimate that we will incur approximately \$ of expenses relating to this offering, resulting in net proceeds, after underwriting discount and expenses of approximately \$ million.

**THE NOTES ARE NOT DEPOSITS OR OTHER OBLIGATIONS OF A BANK AND ARE NOT INSURED BY THE FEDERAL DEPOSIT INSURANCE CORPORATION OR ANY OTHER GOVERNMENT AGENCY.**

Neither the SEC nor any state securities commission has approved or disapproved of these securities or determined if this prospectus supplement or the accompanying prospectus is truthful or complete. Any representation to the contrary is a criminal offense.

Delivery of the Notes in book-entry form only through The Depository Trust Company will be made on or about , 20 .

[We have granted the underwriters an option to purchase up to an additional \$ total aggregate principal amount of Notes offered hereby, to cover overallotments, if any, within days of the date of this prospectus supplement. If the underwriters exercise this option in full, the total price to the public, sales load and net proceeds will be \$ , \$ , and \$ , respectively. See “Underwriting.”]

Prospectus Supplement dated , 20

(1) In addition to the sections outlined in this form of prospectus supplement, each prospectus supplement actually used in connection with an offering conducted pursuant to the registration statement to which this form of prospectus supplement is attached will be updated to include such other information as may then be required to be disclosed therein pursuant to applicable law or regulation as in effect as of the date of each such prospectus supplement, including, without limitation, information particular to the terms of each security offered thereby and any related risk factors or tax considerations pertaining thereto. This form of prospectus supplement is intended only to provide a rough approximation of the nature and type of disclosure that may appear in any actual prospectus supplement used for the purposes of offering securities pursuant to the registration statement to which this form of prospectus supplement is attached, and is not intended to and does not contain all of the information that would appear in any such actual prospectus supplement, and should not be used or relied upon in connection with any offer or sale of securities.



You should rely only on the information contained in this prospectus supplement and the accompanying prospectus, which we sometimes refer to collectively as the “prospectus.” We have not, and the underwriters have not, authorized anyone to provide you with additional information, or information different from that contained in this prospectus supplement and the accompanying prospectus. If anyone provides you with different or additional information, you should not rely on it. We are not, and the underwriters are not, offering to sell, and seeking offers to buy, securities in any jurisdiction where offers and sales are not permitted. You should assume that the information contained in or incorporated by reference in this prospectus supplement and the accompanying prospectus is accurate only as of the date of this prospectus supplement or such prospectus, respectively. Our business, financial condition, results of operations and prospects may have changed since then. This prospectus supplement supersedes the accompanying prospectus to the extent it contains information that is different from or in addition to the information in the accompanying prospectus. To the extent required by applicable law, we will update this prospectus supplement and the accompanying prospectus during the offering period to reflect material changes to the disclosure herein.

## PROSPECTUS SUPPLEMENT

### TABLE OF CONTENTS

THE COMPANY	S-1
RECENT DEVELOPMENTS	S-3
SPECIFIC TERMS OF THE NOTES AND THE OFFERING	S-4
SELECTED FINANCIAL DATA	S-9
RISK FACTORS	S-10
SPECIAL NOTE REGARDING FORWARD-LOOKING STATEMENTS	S-12
USE OF PROCEEDS	S-14
RATIO OF EARNINGS TO FIXED CHARGES AND PREFERRED DIVIDENDS	S-15
CAPITALIZATION	S-16
MANAGEMENT’S DISCUSSION AND ANALYSIS OF FINANCIAL CONDITION AND RESULTS OF OPERATIONS	S-17
SUPPLEMENT TO MATERIAL U.S. FEDERAL TAX MATTERS	S-17
UNDERWRITING	S-18
LEGAL MATTERS	S-22
INDEPENDENT REGISTERED PUBLIC ACCOUNTING FIRM	S-22
ADDITIONAL INFORMATION	S-22
FINANCIAL STATEMENTS	S-23

## PROSPECTUS

### TABLE OF CONTENTS

[Insert table of contents from base prospectus]

## THE COMPANY

*This summary highlights some of the information in this prospectus supplement. It is not complete and may not contain all of the information that you may want to consider. You should read carefully the more detailed information set forth under “Risks” in this prospectus supplement and the accompanying prospectus and the other information included in this prospectus supplement and the accompanying prospectus. Throughout this prospectus supplement and the accompanying prospectus, except where the context suggests otherwise, we refer to BlackRock Capital Investment Corporation as the “Company,” “BKCC,” “we,” “us” or “our.”*

### General

We provide middle-market companies with flexible financing solutions, including senior and junior secured, unsecured and subordinated debt securities and loans, and equity securities. Our strategy is to provide capital to meet our clients’ current and future needs across this spectrum, creating long-term partnerships with growing middle-market companies.

We are organized as an externally-managed, non-diversified, closed-end management investment company. We have elected to be regulated as a business development company, or BDC, under the Investment Company Act of 1940, which we refer to as the 1940 Act. In addition, for tax purposes we intend to continue to qualify as a regulated investment company, or RIC, under the Internal Revenue Code of 1986, which we refer to as the Code. As a BDC, we are required to comply with certain regulatory requirements. See “Regulation” in the accompanying prospectus for discussion of BDC regulation and other regulatory considerations. We are also registered as an investment adviser under the Investment Advisers Act of 1940, which we refer to as the Advisers Act.

Our investment objective is to generate both current income and capital appreciation through our debt and equity investments. We invest primarily in middle-market companies and target investments throughout the capital structure that we believe provide an attractive risk-adjusted return. The term “middle-market” refers to companies with annual revenues typically between \$50 million and \$1 billion. Our targeted investment typically ranges between \$10 million and \$50 million, although the investment sizes may be more or less than the targeted range and the size of our investments may grow with our capital availability. We generally seek to invest in companies that operate in a broad variety of industries and that generate positive cash flows.

Although most of our investments are in senior and junior secured, unsecured and subordinated loans to U.S. private and certain public middle-market companies, we invest throughout the capital structure, which may include common and preferred equity, options and warrants, credit derivatives, high-yield bonds, distressed debt and other structured securities. We may from time-to-time invest up to 30% of our assets opportunistically in other types of investments, including securities of other public companies and foreign securities.

The senior and junior secured loans in which we invest generally have stated terms of three to ten years and the subordinated debt investments we make generally have stated terms of up to ten years, but the expected average life of such senior and junior secured loans and subordinated debt is generally between three and seven years. However, we may invest in securities of any maturity or duration. The debt that we invest in typically is not initially rated by any rating agency, but we believe that if such investments were rated, they would be below investment grade (rated lower than “Baa3” by Moody’s Investors Service, lower than “BBB-” by Fitch Ratings or lower than “BBB-” by Standard & Poor’s). We may invest without limit in debt of any rating, as well as debt that has not been rated by any nationally recognized statistical rating organization.

During the \_\_\_\_\_ ended \_\_\_\_\_, 20\_\_\_\_, we invested \$ \_\_\_\_\_ million across \_\_\_\_\_ new and \_\_\_\_\_ existing portfolio companies. This compares to investing \$ \_\_\_\_\_ million across \_\_\_\_\_ new and \_\_\_\_\_ existing portfolio companies for the ended \_\_\_\_\_, 20\_\_\_\_. Sales, repayments and other exits of investment principal totaled \$ \_\_\_\_\_ million during the ended \_\_\_\_\_, 20\_\_\_\_, versus \$ \_\_\_\_\_ million during the \_\_\_\_\_ ended \_\_\_\_\_, 20\_\_\_\_.

At [REDACTED], 20 [REDACTED], our portfolio of [REDACTED] portfolio companies was invested [REDACTED] % in senior secured loans, [REDACTED] % in unsecured or subordinated debt securities, [REDACTED] % in equity investments, [REDACTED] % in senior secured notes and [REDACTED] % in cash and cash equivalents. This compares to our portfolio of [REDACTED] companies that was invested [REDACTED] % in senior secured loans, [REDACTED] % in unsecured or subordinated debt securities, [REDACTED] % in senior secured notes, [REDACTED] % in equity investments and less than [REDACTED] % in cash and cash equivalents at [REDACTED], 20 [REDACTED]. Our average portfolio company investment at amortized cost was approximately \$ [REDACTED] million at [REDACTED], 20 [REDACTED], versus \$ [REDACTED] million at [REDACTED], 20 [REDACTED].

The weighted average yields of the debt and income producing equity securities in our portfolio at fair value were [REDACTED] % at [REDACTED], 20 [REDACTED] and [REDACTED] % at [REDACTED], 20 [REDACTED]. The weighted average yields on our senior secured loans and other debt securities at fair value were [REDACTED] % and [REDACTED] %, respectively, at [REDACTED], 20 [REDACTED], versus [REDACTED] % and [REDACTED] % at [REDACTED], 20 [REDACTED]. The weighted average yields of the debt and income producing equity securities in our portfolio at their current cost basis were [REDACTED] % at [REDACTED], 20 [REDACTED] and [REDACTED] % at [REDACTED], 20 [REDACTED]. The weighted average yields on our senior secured loans and other debt securities at their current cost basis were [REDACTED] % and [REDACTED] %, respectively, at [REDACTED], 20 [REDACTED], versus [REDACTED] % and [REDACTED] % at [REDACTED], 20 [REDACTED]. There can be no assurance that we will achieve similar results on our future investments as they are subject to risks, uncertainties and other factors, some of which are beyond our control, which may lead to non-payment of interest and principal.

### **BlackRock Advisors, LLC**

Our investment activities are managed by BlackRock Advisors, LLC (the “Advisor”). The Advisor is responsible for sourcing potential investments, conducting research on prospective investments, analyzing investment opportunities, structuring our investments, and monitoring our investments and portfolio companies on an ongoing basis. The Advisor is led by Steven Sterling, Chairman of the Board and Chief Executive Officer of the Company and Managing Director of the Advisor. He is supported by the Advisor’s team of employees, including [REDACTED] dedicated investment professionals who have extensive experience in commercial and mezzanine lending, investment banking, accounting, corporate law and private equity investing.

The Advisor has an investment committee comprised of [REDACTED] members, including Mr. Sterling. Senior management as well as other key personnel of the Advisor have critical industry experience and relationships that we rely on to implement our business plan.

The Advisor is registered as an investment adviser. The Advisor is an indirect, wholly-owned subsidiary of BlackRock, Inc. (“BlackRock”). BlackRock is a leader in investment management, risk management and advisory services for institutional and retail clients worldwide. At [REDACTED], 20 [REDACTED], BlackRock’s assets under management were \$ [REDACTED] trillion. BlackRock helps clients meet their goals and overcome challenges with a range of products that include separate accounts, mutual funds, iShares® (exchange-traded funds), and other pooled investment vehicles. BlackRock also offers risk management, advisory and enterprise investment system services to a broad base of institutional investors through BlackRock Solutions®. Headquartered in New York City, as of [REDACTED], 20 [REDACTED], the firm had approximately [REDACTED] employees in more than [REDACTED] countries and a major presence in key global markets, including North and South America, Europe, Asia, Australia and the Middle East and Africa.

Our executive officers and directors and the employees of the Advisor and certain of its affiliates, as well as members of the Advisor’s investment committee, serve or may serve as investment advisors, officers, directors or principals of entities or investment funds that operate in the same or a related line of business as we do and/or investment funds managed by our affiliates. We note that any affiliated investment vehicle currently formed or formed in the future and managed by the Advisor or its affiliates may have overlapping investment objectives with our own and, accordingly, may invest in asset classes similar to those targeted by us. As a result, the Advisor and/or its affiliates may face conflicts in allocating investment opportunities between us and such other entities. Accordingly, we may not be given the opportunity to participate in certain investments made by investment funds managed by advisors affiliated with the Advisor. However, the Advisor and its affiliates will endeavor to allocate investment opportunities in a fair and equitable manner and consistent with applicable allocation procedures. In any such case, if the Advisor forms other affiliates in the future, we may co-invest on a

concurrent basis with such other affiliates, subject to compliance with applicable regulations and regulatory guidance, as well as applicable allocation procedures. In certain circumstances, negotiated co-investments may be made only if we receive an order from the SEC permitting us to do so.

### **Administration**

BlackRock, through its subsidiary, BlackRock Financial Management, Inc. (the “Administrator”), serves as our administrator and provides us with office space, equipment and office services. The Administrator processes our financial records, assists in the preparation of reports to our stockholders and reports filed with the SEC and generally monitors the payment of our expenses.

### **Company Information**

Our administrative and executive offices are located at 40 East 52nd Street, New York, NY 10022, our telephone number is (212) 810-5800 and our website is [www.blackrockbkcc.com](http://www.blackrockbkcc.com). Information contained on this website is not incorporated by reference into this prospectus supplement or the accompanying prospectus, and you should not consider information contained on the website to be part of this prospectus supplement or the accompanying prospectus.

## **RECENT DEVELOPMENTS**

**FOR FURTHER INFORMATION, PLEASE SEE “PROSPECTUS SUMMARY” IN THE ACCOMPANYING PROSPECTUS.**

**SPECIFIC TERMS OF THE NOTES AND THE OFFERING**

This prospectus supplement sets forth certain terms of the Notes that we are offering pursuant to this prospectus supplement and supplements the accompanying prospectus that is attached to the back of this prospectus supplement. This section outlines the specific legal and financial terms of the Notes. You should read this section together with the more general description of the Notes in the accompanying prospectus under the heading “Description of Our Debt Securities” before investing in the Notes. Capitalized terms used in this prospectus supplement and not otherwise defined shall have the meanings ascribed to them in the accompanying prospectus.

Issuer	BlackRock Capital Investment Corporation
Title of the securities	% Notes due
Initial aggregate principal amount being offered	\$
[Overallotment option	The underwriters may also purchase from us up to an additional \$ aggregate principal amount of Notes solely to cover overallotments, if any, within days of the date of this prospectus supplement. ]
Initial public offering price	% of the aggregate principal amount.
Principal payable at maturity	% of the aggregate principal amount; the principal amount of each Note will be payable on its stated maturity date at the office of the Paying Agent, Registrar and Transfer Agent for the Notes or at such other office in New York City as we may designate.
Type of Note	Fixed rate note
[Listing	We intend to list the Notes on the within days of the original issue date under the symbol “ .”]
Interest rate	% per year
Day count basis	360-day year of twelve 30-day months
Original issue date	
Stated maturity date	
Date interest starts accruing	
Interest payment dates	Each , , and commencing . If an interest payment date falls on a non-business day, the applicable interest payment will be made on the next business day and no additional interest will accrue as a result of such delayed payment.
Interest periods	The initial interest period will be the period from and including , to, but excluding, the initial interest payment date, and the subsequent interest periods will be the periods from and including an interest payment date to, but excluding, the next interest payment date or the stated maturity date, as the case may be.

Regular record dates for interest	Each , , and .
Specified currency	U.S. Dollars
Place of payment	New York City
Ranking of Notes	The Notes will be our direct unsecured obligations and will rank: <ul style="list-style-type: none"> <li>• pari passu (meaning equal in right of payment) with our other outstanding and future senior unsecured indebtedness, including without limitation, [list outstanding amounts of various debt securities];</li> <li>• senior to any of our future indebtedness that expressly provides it is subordinated to the Notes (none of our indebtedness outstanding is subordinated to the Notes and we currently have no intention to issue such subordinated notes);</li> <li>• effectively subordinated to all our existing and future secured indebtedness (including indebtedness that is initially unsecured to which we subsequently grant security), to the extent of the value of the assets securing such indebtedness, including [ ] as of ; and</li> <li>• structurally subordinated to all existing and future indebtedness and other obligations of any of our subsidiaries.</li> </ul> <p>Effective subordination means that in any liquidation, dissolution, bankruptcy or other similar proceeding, the holders of any of our existing or future secured indebtedness and the secured indebtedness of our subsidiaries may assert rights against the assets pledged to secure that indebtedness in order to receive full payment of their indebtedness before the assets may be used to pay other creditors. The total dollar amount of indebtedness the Notes are effectively subordinated to is \$ . Structural subordination means that creditors of a parent entity are subordinate to creditors of a subsidiary entity with respect to the subsidiary's assets. The total dollar amount of indebtedness the Notes are structurally subordinated to is \$ .</p>
Denominations	We will issue the Notes in denominations of [\$25] [\$1,000] and integral multiples of [\$25] [\$1,000] in excess thereof.
Business day	Each Monday, Tuesday, Wednesday, Thursday and Friday that is not a day on which banking institutions in New York City are authorized or required by law or executive order to close.
[Optional redemption]	The Notes may be redeemed in whole or in part at any time or from time to time at our option on or after , upon not less than 30 days nor more than 60 days written notice by mail prior to the date fixed for redemption thereof, at a redemption price of 100% of the outstanding principal amount thereof plus accrued and unpaid interest payments otherwise payable for the then-current quarterly interest period accrued to but not including the date fixed for redemption.]

You may be prevented from exchanging or transferring the Notes when they are subject to redemption. The Company will provide you with written notice when the Notes are subject to redemption. In case any Notes are to be redeemed in part only, the redemption notice will provide that, upon surrender of such Note, you will receive, without a charge, a new Note or Notes of authorized denominations representing the principal amount of your remaining unredeemed Notes. Any new Note or notes issued will have the same terms as the old Notes, except for the difference in principal amount.

Any exercise of our option to redeem the Notes will be done in compliance with the Investment Company Act of 1940, as amended, and the rules, regulations and interpretations promulgated thereunder, which we collectively refer to as the 1940 Act, to the extent applicable.

If we redeem only some of the Notes, the Trustee or DTC, as applicable, will determine the method for selection of the particular Notes to be redeemed, in accordance with the indenture governing the Notes, and in accordance with the rules of any national securities exchange or quotation system on which the Notes are listed. Unless we default in payment of the redemption price, on and after the date of redemption, interest will cease to accrue on the Notes called for redemption. ]

Sinking fund

The Notes will not be subject to any sinking fund.

A sinking fund is a fund established by us by periodically setting aside money for the gradual repayment of a debt. No amounts will be set aside for the express purpose of repayment of principal and any unpaid interest on the Notes and repayment of the Notes will depend upon the financial condition of the Company and its subsidiaries as of the maturity date of the Notes.

Repayment at option of Holders

Holder will not have the option to have the Notes repaid prior to the stated maturity date.

Defeasance and covenant defeasance

The Notes are subject to defeasance by us.

“Defeasance” means that, by depositing with a trustee an amount of cash and/or government securities sufficient to pay all principal and interest, if any, on the Notes when due and satisfying any additional conditions required under the indenture relating to the Notes, we will be deemed to have been discharged from our obligations under the indenture relating to the Notes. We are under no obligation to exercise any rights of defeasance.

The Notes are subject to covenant defeasance by us.

In the event of a “covenant defeasance,” upon depositing such funds and satisfying conditions similar to those for defeasance we would be released from certain covenants under the indenture relating to the notes. The consequences to the holders of the notes would be that, while they would no longer benefit from certain covenants under the indenture, and while the notes could not be accelerated for any reason, the holders of notes nonetheless would be guaranteed to receive the principal and interest owed to them. We are under no obligation to exercise any rights of covenant defeasance.

Form of Notes

The Notes will be represented by global securities that will be deposited and registered in the name of The Depository Trust Company, or DTC, or its nominee. Except in limited circumstances, you will not receive certificates for the Notes. Beneficial interests in the Notes will be represented through book-entry accounts of financial institutions acting on behalf of beneficial owners as direct and indirect participants in DTC. Investors may elect to hold interests in the Notes through either DTC, if they are a participant, or indirectly through organizations which are participants in DTC.

Trustee, Paying Agent, Registrar and Transfer Agent

Bank of New York Mellon Corporation

Other covenants

In addition to the covenants described in the prospectus attached to this prospectus supplement, the following covenants shall apply to the Notes:

- We agree that for the period of time during which the Notes are outstanding, we will not violate Section 18(a)(1)(A) as modified by Section 61(a)(1) of the 1940 Act or any successor provisions, whether or not we continue to be subject to such provisions of the 1940 Act, but giving effect, in either case, to any exemptive relief granted to us by the U.S. Securities and Exchange Commission (the “SEC”).
- If, at any time, we are not subject to the reporting requirements of Sections 13 or 15(d) of the Securities Exchange Act of 1934 to file any periodic reports with the SEC, we agree to furnish to holders of the Notes and the Trustee, for the period of time during which the Notes are outstanding, our audited annual consolidated financial statements, within days of our fiscal year end, and unaudited interim consolidated financial statements, within days of our fiscal quarter end (other than our fourth fiscal quarter). All such financial statements will be prepared, in all material respects, in accordance with applicable United States generally accepted accounting principles.



The indenture under which the Notes will be issued will offer limited protection to holders of the Notes. The terms of the indenture and the Notes do not restrict our or any of our subsidiaries' ability to engage in, or otherwise be a party to, a variety of corporate transactions, circumstances or events that could have an adverse impact on your investment in the Notes. Please see "Risk Factors—The indenture under which the Notes will be issued will contain limited protection for holders of the Notes."

[Events of Default]

[Insert any modification to events of default, if any.]

Global Clearance and Settlement Procedures

Interests in the Notes will trade in DTC's Same Day Funds Settlement System, and any permitted secondary market trading activity in such Notes will, therefore, be required by DTC to be settled in immediately available funds. None of the issuer, the Trustee or the paying agent will have any responsibility for the performance by DTC or its participants or indirect participants of their respective obligations under the rules and procedures governing their operations.

Use of Proceeds

The net proceeds we receive from the sale of the \$            million aggregate principal amount of Notes in this offering will be \$            million [(or \$            million if the underwriters fully exercise their overallotment option), after deducting the underwriting discounts and commissions of \$            million [(or \$            million if the underwriters fully exercise their overallotment option)] payable by us and estimated offering expenses of approximately \$            payable by us.

We intend to use the net proceeds from selling securities pursuant to this prospectus for general corporate purposes, which include investing in portfolio companies in accordance with our investment objective and strategies and, pending such investments, investing the net proceeds of an offering in cash equivalents, U.S. government securities and other high-quality debt investments that mature in one year or less from the date of investment and repaying indebtedness. The supplement to this prospectus relating to an offering will more fully identify the use of the proceeds from such offering.

## SELECTED FINANCIAL DATA

The Statement of Operations Data, Per Share Data and Balance Sheet Data for each of the five years in the period ended December 31, 20 are derived from our financial statements which have been audited by Deloitte & Touche LLP, our independent registered public accounting firm. [Quarterly financial information is derived from unaudited financial data, but in the opinion of management, reflects all adjustments (consisting only of normal recurring adjustments) that are necessary to present fairly the results of such interim periods. Interim results at and for the and months ended , 20 are not necessarily indicative of the results that may be expected for the fiscal year ending December 31, 20 .]

This selected financial data should be read in conjunction with “Management’s Discussion and Analysis of Financial Condition and Results of Operations” set forth in this prospectus supplement and our financial statements and related notes thereto included elsewhere in this prospectus supplement, as well as “Management’s Discussion and Analysis of Financial Condition and Results of Operations” and “Senior Securities” and our financial statements and the related notes thereto included in the accompanying prospectus.

	months ended (unaudited)		months ended (unaudited)		Year ended December 31			
	(Dollars in thousands, except per share data)							
<b>Consolidated Statement of Operations Data:</b>								
Total Investment Income	\$	\$	\$	\$	\$	\$	\$	\$
Total Expenses:								
Net Investment Income								
Net Realized and Unrealized Gain (Loss)								
Net Increase (Decrease) in Net Assets Resulting from Operations								
<b>Consolidated Per Share Data:</b>								
Net Asset Value Per Common Share at Period End	\$	\$	\$	\$	\$	\$	\$	\$
Market Price at Period End								
Net Investment Income								
Net Realized and Unrealized Gain (Loss)								
Net Increase (Decrease) in Net Assets Resulting from Operations								
Dividends Declared								
<b>Consolidated Balance Sheet Data at Period End:</b>								
Total Assets	\$	\$	\$	\$	\$	\$	\$	\$
Borrowings Outstanding								
Total Net Assets								
<b>Other Data:</b>								
Total Return(1)	%	%	%	%	%	%	%	%
Number of Portfolio Companies at Period End								
Value of Investments at Period End	\$	\$	\$	\$	\$	\$	\$	\$
Yield on Investments at Period End(2)	%	%	%	%	%	%	%	%

- (1) For the and months ended , 20 and , 20 and the years ended December 31, 20 and , total return is based on the change in market price during the respective periods. For the years ended prior to December 31, 20 , total return is based on the change in net asset value per common share during the respective year. Total return calculations take into account dividends and distributions, if any, reinvested in accordance with our dividend reinvestment plan and do not reflect brokerage commissions. Total return is not annualized.
- (2) Yield on investments at period end represents the weighted average yield on the debt and income producing equity securities in our portfolio at their current cost basis. Yields are computed using interest rates and dividend yields as of the balance sheet date and include amortization of loan origination and commitment fees, original issue discount and market premium or discount based on the expected cash flows of the respective portfolio investment. Yields exclude common equity investments, preferred equity investments with no stated dividend rate, short-term investments, cash and cash equivalents.

## RISK FACTORS

Investing in the Notes involves a high degree of risk. In addition to the other information contained in this prospectus supplement and the accompanying prospectus, you should carefully consider the following supplementary risk factors together with the risk factors set forth in the accompanying prospectus before making an investment in the Notes. The risks set out below and in the accompanying prospectus are not the only risks we face. Additional risks and uncertainties not presently known to us might also impair our operations and performance. If any of the events described herein or in the accompanying prospectus occur, our business, financial condition and results of operations could be materially and adversely affected. In such case, our net asset value and the market price of the Notes could decline, and you may lose part or all of your investment.

### Risks Relating to the Notes

***The Notes will be unsecured and therefore will be effectively subordinated to any secured indebtedness we have currently incurred or may incur in the future.***

The Notes will not be secured by any of our assets or any of the assets of our subsidiaries. As a result, the Notes are effectively subordinated to any secured indebtedness we or our subsidiaries have currently incurred and may incur in the future (or any indebtedness that is initially unsecured to which we subsequently grant security) to the extent of the value of the assets securing such indebtedness. In any liquidation, dissolution, bankruptcy or other similar proceeding, the holders of any of our existing or future secured indebtedness and the secured indebtedness of our subsidiaries may assert rights against the assets pledged to secure that indebtedness in order to receive full payment of their indebtedness before the assets may be used to pay other creditors, including the holders of the Notes. As of \_\_\_\_\_, we had \$ \_\_\_\_\_ million of outstanding borrowings under our Leverage Program.

***The indenture under which the Notes will be issued will contain limited protection for holders of the Notes.***

The indenture under which the Notes will be issued offers limited protection to holders of the Notes. The terms of the indenture and the Notes do not restrict our or any of our subsidiaries' ability to engage in, or otherwise be a party to, a variety of corporate transactions, circumstances or events that could have a material adverse impact on your investment in the Notes. In particular, the terms of the indenture and the Notes will not place any restrictions on our or our subsidiaries' ability to:

- issue securities or otherwise incur additional indebtedness or other obligations, including (1) any indebtedness or other obligations that would be equal in right of payment to the Notes, (2) any indebtedness or other obligations that would be secured and therefore rank effectively senior in right of payment to the Notes to the extent of the values of the assets securing such debt, (3) indebtedness of ours that is guaranteed by one or more of our subsidiaries and which therefore is structurally senior to the Notes and (4) securities, indebtedness or obligations issued or incurred by our subsidiaries that would be senior to our equity interests in our subsidiaries and therefore rank structurally senior to the Notes with respect to the assets of our subsidiaries, in each case other than an incurrence of indebtedness or other obligation that would cause a violation of Section 18(a)(1) (A) as modified by Section 61(a)(1) of the 1940 Act or any successor provisions, whether or not we continue to be subject to such provisions of the 1940 Act, but giving effect, in either case, to any exemptive relief granted to us by the SEC;
- pay dividends on, or purchase or redeem or make any payments in respect of, capital stock or other securities ranking junior in right of payment to the Notes, including subordinated indebtedness;
- sell assets (other than certain limited restrictions on our ability to consolidate, merge or sell all or substantially all of our assets);

- enter into transactions with affiliates;
- create liens (including liens on the shares of our subsidiaries) or enter into sale and leaseback transactions;
- make investments; or
- create restrictions on the payment of dividends or other amounts to us from our subsidiaries.

Furthermore, the terms of the indenture and the Notes do not protect holders of the Notes in the event that we experience changes (including significant adverse changes) in our financial condition, results of operations or credit ratings, as they do not require that we or our subsidiaries adhere to any financial tests or ratios or specified levels of net worth, revenues, income, cash flow or liquidity.

Our ability to recapitalize, incur additional debt and take a number of other actions that are not limited by the terms of the Notes may have important consequences for you as a holder of the Notes, including making it more difficult for us to satisfy our obligations with respect to the Notes or negatively affecting the trading value of the Notes.

Other debt we issue or incur in the future could contain more protections for its holders than the indenture and the Notes, including additional covenants and events of default.

***[There is no existing trading market for the Notes and, even if approved the listing of the Notes, an active trading market for the Notes may not develop, which could limit your ability to sell the Notes or affect the market price of the Notes.]***

The Notes will be a new issue of debt securities for which there initially will not be a trading market. We intend to list the Notes on the \_\_\_\_\_ within \_\_\_\_\_ days of the original issue date under the symbol “\_\_\_\_\_.” However, there is no assurance that the Notes will be approved for listing on \_\_\_\_\_. Moreover, even if the listing of the Notes is approved, we cannot provide any assurances that an active trading market will develop for the Notes or that you will be able to sell your Notes. If the Notes are traded after their initial issuance, they may trade at a discount from their initial offering price depending on prevailing interest rates, the market for similar securities, our credit ratings, if any, general economic conditions, our financial condition, performance and prospects and other factors. The underwriters have advised us that they may make a market in the Notes, but they are not obligated to do so. The underwriters may discontinue any market-making in the Notes at any time at their sole discretion. Accordingly, we cannot assure you that the Notes will be approved for listing on \_\_\_\_\_, that a liquid trading market will develop for the Notes, that you will be able to sell your Notes at a particular time or that the price you receive when you sell will be favorable. To the extent an active trading market does not develop, the liquidity and trading price for the Notes may be harmed. Accordingly, you may be required to bear the financial risk of an investment in the Notes for an indefinite period of time.]

[Insert risk factors applicable to the Notes and any additional relevant risk factors not included in the base prospectus to the extent required to be disclosed by applicable law or regulation.]

## SPECIAL NOTE REGARDING FORWARD-LOOKING STATEMENTS

In addition to factors previously identified elsewhere in this prospectus supplement and the accompanying prospectus, including the “Risks” section of this prospectus supplement and the accompanying prospectus, the following factors, among others, could cause actual results to differ materially from forward-looking statements or historical performance:

- the introduction, withdrawal, success and timing of business initiatives and strategies;
- changes in political, economic or industry conditions, the interest rate environment or financial and capital markets, which could result in changes in the value of our assets;
- the valuation of our investments in portfolio companies, particularly those having no liquid trading market;
- our relative and absolute investment performance and operations of the Advisor;
- our future operating results;
- our business prospects and the financial condition and the prospects of our portfolio companies;
- the impact of investments that we expect to make;
- our contractual arrangements and relationships with third parties;
- the dependence of our future success on the general economy and its impact on the industries in which we invest;
- the ability of our portfolio companies to achieve their objectives;
- our expected financings and investments;
- the adequacy of our cash resources and working capital, including our ability to obtain continued financing on favorable terms;
- the timing of cash flows, if any, from the operations of our portfolio companies;
- the impact of increased competition;
- the ability of the Advisor to locate suitable investments for us and to monitor and administer our investments;
- potential conflicts of interest in the allocation of opportunities between us and other investment funds managed by the Advisor or its affiliates;
- the ability of the Advisor to attract and retain highly talented professionals;
- fluctuations in interest rates or foreign currency exchange rates;
- regulatory changes and other changes in law; and
- the impact of changes to tax legislation and, generally, our tax position.

This prospectus supplement and the accompanying prospectus, and other statements that we may make, may contain forward-looking statements with respect to future financial or business performance, strategies or expectations. Forward-looking statements are typically identified by words or phrases such as “trend,” “opportunity,” “pipeline,” “believe,” “comfortable,” “expect,” “anticipate,” “current,” “intention,” “estimate,” “position,” “assume,” “potential,” “outlook,” “continue,” “remain,” “maintain,” “sustain,” “seek,” “achieve” and similar expressions, or future or conditional verbs such as “will,” “would,” “should,” “could,” “may” or similar expressions.

Forward-looking statements are subject to numerous assumptions, risks and uncertainties, which change over time. Forward-looking statements speak only as of the date they are made, and we assume no duty to and do not undertake to update forward-looking statements. These forward-looking statements do not meet the safe harbor for forward-looking statements pursuant to Section 27A of the Securities Act or Section 21E of the Securities Exchange Act. Actual results could differ materially from those anticipated in forward-looking statements and future results could differ materially from historical performance. Statistical and market data used in this prospectus has been obtained from governmental and independent industry sources and publications. We have not independently verified the data obtained from these sources. Forward-looking information obtained from these sources is subject to the same qualifications and the additional uncertainties regarding the other forward-looking statements contained in this prospectus, for which the safe harbor provided in Section 27A of the Securities Act and Section 21E of the Securities Exchange Act is not available.

## USE OF PROCEEDS

We estimate that the net proceeds from the sale of the \$ million aggregate principal amount of Notes in this offering, after deducting estimated expenses of this offering payable by us, will be approximately \$ million [(or \$ million, if the over-allotment is exercised in full)] based on a public offering price of 100% of par.

[We intend to use the net proceeds from selling securities pursuant to this prospectus for general corporate purposes, which include investing in portfolio companies in accordance with our investment objective and strategies and, pending such investments, investing the net proceeds of an offering in cash equivalents, U.S. government securities and other high-quality debt investments that mature in one year or less from the date of investment and repaying indebtedness. The supplement to this prospectus relating to an offering will more fully identify the use of the proceeds from such offering.]

[Describe use of proceeds and include any other relevant information to the extent required to be disclosed by applicable law or regulation.]

---

**RATIO OF EARNINGS TO FIXED CHARGES AND PREFERRED DIVIDENDS**

[Insert information required by Item 503(d) of Regulation S-K at time of offering.]



## CAPITALIZATION

The following table sets forth our cash and capitalization as of \_\_\_\_\_, 20\_\_\_\_ (1) on an actual basis and (2) as adjusted to reflect the effects of the sale of \$ \_\_\_\_\_ aggregate principal amount of Notes in this offering at an assumed offering price of 100% of par. You should read this table together with “Use of Proceeds” and “Management’s Discussion and Analysis of Financial Condition and Results of Operations” set forth in this prospectus supplement and our financial statements and notes thereto, as well as “Management’s Discussion and Analysis of Financial Condition and Results of Operations” and our financial statements and notes thereto included in the accompanying prospectus.

	As of _____, 20____	As Adjusted for this Offering(1)(4)
	Actual	As Adjusted for this Offering(1)(4)
	(Dollars in thousands, except per share data)	
Cash and cash equivalents	\$ _____	\$ _____
Total assets	\$ _____	\$ _____
Borrowings under Credit Facility	\$ _____	\$ _____
Notes	\$ _____	\$ _____
Common stock, par value \$0.001 per share; _____ shares authorized, issued and outstanding, _____ shares issued and outstanding, as adjusted, respectively(2)	\$ _____	\$ _____
Capital in excess of par value	\$ _____	\$ _____
Distributable earnings(3)	\$ _____	\$ _____
Treasury stock	\$ _____	\$ _____
Total stockholders’ equity	\$ _____	\$ _____
Total capitalization	\$ _____	\$ _____

- (1) Does not include the underwriters’ over-allotment option.
- (2) Figures do not include \_\_\_\_\_ and \_\_\_\_\_ shares issued under our Dividend Reinvestment Plan on \_\_\_\_\_, 20\_\_\_\_ and \_\_\_\_\_, 20\_\_\_\_, respectively.
- (3) Includes cumulative net investment income or loss, cumulative amounts of gains and losses realized from investment and foreign currency transactions and net unrealized appreciation or depreciation of investments and foreign currencies, and distributions paid to stockholders other than tax return of capital distributions. Distributable earnings is not intended to represent amounts we may or will distribute to our stockholders.
- (4) As described under “Use of Proceeds,” we intend to use a part of the net proceeds from this offering initially to repay a portion of the borrowings outstanding under our Credit Facility. We have not yet determined how much of the net proceeds of this offering will be used for this purpose and, as a result, we have not reflected the consequences of such repayment in this table.

---

**MANAGEMENT'S DISCUSSION AND ANALYSIS OF FINANCIAL CONDITION AND RESULTS OF OPERATIONS**

*The information contained in this section should be read in conjunction with the financial statements and notes thereto appearing elsewhere in this prospectus supplement and the accompanying prospectus.*

**Overview**

[Insert Management's Discussion and Analysis of Financial Condition and Results of Operations from most recently filed Quarterly Report on Form 10-Q prior to the offering.]

**SUPPLEMENT TO MATERIAL U.S. FEDERAL TAX MATTERS**

[Insert disclosure regarding federal income tax consequences of an investment in the Notes to the extent required to be disclosed by applicable law or regulation.]



An underwriting discount of % per Note will be paid by us. [This underwriting discount will also apply to any Notes purchased pursuant to the overallotment option.] The following table shows the underwriting discounts and commissions that we are to pay to the underwriters in connection with this offering. [These amounts are shown assuming both no exercise and full exercise of the underwriters' over-allotment option.]

	<u>Per Note</u>	<u>[Without Option]</u>	<u>[With Option]</u>
Public offering price	\$	\$	\$
Underwriting discount	\$	\$	\$
Proceeds, before expenses, to us	\$	\$	\$

[The underwriters propose to offer some of the Notes to the public at the public offering price set forth on the cover page of this prospectus supplement and some of the Notes to certain other Financial Industry Regulatory Authority (FINRA) members at the public offering price less a concession not in excess of % of the aggregate principal amount of the Notes. The underwriters may allow, and the dealers may reallocate, a discount not in excess of % of the aggregate principal amount of the Notes. After the initial offering of the Notes to the public, the public offering price and such concessions may be changed. No such change shall change the amount of proceeds to be received by us as set forth on the cover page of this prospectus supplement.]

We estimate that our portion of the total expenses of this offering will be \$ .

In connection with the offering, the underwriters may purchase and sell Notes in the open market. These transactions may include overallotment, covering transactions and stabilizing transactions. Overallotment involves sales of securities in excess of the aggregate principal amount of securities to be purchased by the underwriters in the offering, which creates a short position for the underwriters. Covering transactions involve purchases of the securities in the open market after the distribution has been completed in order to cover short positions. Stabilizing transactions consist of certain bids or purchases of securities made for the purpose of preventing or retarding a decline in the market price of the securities while the offering is in progress.

The underwriters also may impose a penalty bid. This occurs when a particular underwriter repays to the underwriters a portion of the underwriting discount received by it because the representatives have repurchased Notes sold by or for the account of such underwriter in stabilizing or short covering transactions.

Any of these activities may cause the price of the Notes to be higher than the price that otherwise would exist in the open market in the absence of such transactions. These transactions may be effected in the over-the-counter market or otherwise and, if commenced, may be discontinued at any time without any notice relating thereto.

The underwriters and their respective affiliates are full service financial institutions engaged in various activities, which may include sales and trading, commercial and investment banking, advisory, investment management, investment research, principal investment, hedging, market making, brokerage and other financial and non-financial activities and services. Certain of the underwriters and their respective affiliates have, from time to time, performed, and may in the future perform, various financial advisory and investment banking services for the Company, for which they received or will receive customary fees and expenses, including acting as underwriters for our securities offerings.

In the ordinary course of their various business activities, the underwriters and their respective affiliates, officers, directors and employees may purchase, sell or hold a broad array of investments and actively trade securities, derivatives, loans, commodities, currencies, credit default swaps and other financial instruments for their own account and for the accounts of their customers, and such investment and trading activities may involve or relate to assets, securities and/or instruments of the Company (directly, as collateral securing other obligations or otherwise) and/or persons and entities with relationships with the Company. The underwriters and their respective affiliates may also communicate independent investment recommendations, market color or trading

ideas and/or publish or express independent research views in respect of such assets, securities or instruments and may at any time hold, or recommend to clients that they should acquire, long and/or short positions in such assets, securities and instruments. [In addition, affiliates of the underwriters are lenders under our Credit Facility.]

At \_\_\_\_\_, 20\_\_\_\_, Bank of America Corporation, an affiliate of Merrill Lynch, Pierce, Fenner & Smith Incorporated, owned approximately \_\_\_\_\_% of the outstanding preferred and common stock of BlackRock, Inc. and had a \_\_\_\_\_% voting interest therein.

A prospectus supplement and prospectus in electronic format may be made available on the websites maintained by one or more of the underwriters. Other than the prospectus supplement and prospectus in electronic format, the information on any such underwriter's website is not part of this prospectus supplement and prospectus. The representatives may agree to allocate shares to underwriters that may make Internet distributions on the same basis as other allocations. In addition, shares may be sold by the underwriters to securities dealers who resell shares to online brokerage account holders.

We have agreed to indemnify the underwriters against certain liabilities, including liabilities under the Securities Act, or to contribute to payments the underwriters may be required to make because of any of those liabilities.

[We have agreed not to directly or indirectly sell, offer to sell, enter into any agreement to sell, or otherwise dispose of, any debt securities issued by the Company which are substantially similar to the Notes or securities convertible into such debt securities which are substantially similar to the Notes for a period of days after the date of this prospectus supplement without first obtaining the prior written consent of \_\_\_\_\_ and \_\_\_\_\_.

The \_\_\_\_\_-day restricted period described in the preceding paragraph will be automatically extended if: (1) during the last 17 days of the \_\_\_\_\_-day restricted period we issue an earnings release or announce material news or a material event; or (2) prior to the expiration of the \_\_\_\_\_-day restricted period, we announce that we will release earnings results during the 15-day period following the last day of the \_\_\_\_\_-day restricted period, in which case the restrictions described in the preceding paragraph will continue to apply until the expiration of the 18-day period beginning on the issuance of the earnings release or the announcement of the material news or material event. ]

The Notes are a new issue of securities with no established trading market. We intend to list the Notes on the \_\_\_\_\_ and expect trading in the Notes on \_\_\_\_\_ to begin within \_\_\_\_\_ days after the original issue date under the symbol "\_\_\_\_\_" . Currently there is no public market for the Notes and we can provide no assurance that the Notes will be approved for listing on \_\_\_\_\_ or that an active trading market will develop for the Notes.

We have been advised by the underwriters that they presently intend to make a market in the Notes after completion of the offering as permitted by applicable laws and regulations. The underwriters are not obligated, however, to make a market in the Notes and any such market-making may be discontinued at any time in the sole discretion of the underwriters without any notice. Accordingly, no assurance can be given as to the liquidity of, or development of a public trading market for, the Notes. If an active public trading market for the Notes does not develop, the market price and liquidity of the Notes may be adversely affected.

We expect that delivery of the Notes will be made against payment therefor on or about \_\_\_\_\_, which will be the [fifth] business day following the date of the pricing of the Notes (such settlement being herein referred to as "T+[5]"). Under Rule 15c6-1 under the Securities Exchange Act of 1934, as amended, trades in the secondary market generally are required to settle in three business days, unless the parties to any such trade expressly agree otherwise. Accordingly, purchasers who wish to trade the Notes prior to the date of delivery hereunder will be required, by virtue of the fact that the Notes initially will settle in T+[5] business days, to specify an alternate settlement arrangement at the time of any such trade to prevent a failed settlement.

The underwriters may make this prospectus supplement and accompanying prospectus available in an electronic format. The prospectus supplement and accompanying prospectus in electronic format may be made available on a website maintained by any of the underwriters, and the underwriters may distribute such documents electronically. The underwriters may agree with us to allocate a limited number of securities for sale to their online brokerage customers. Any such allocation for online distributions will be made by the underwriters on the same basis as other allocations.

Other than in the United States, no action has been taken by us or the underwriters that would permit a public offering of the Notes offered by this prospectus supplement in any jurisdiction where action for that purpose is required. The Notes offered by this prospectus supplement may not be offered or sold, directly or indirectly, nor may this prospectus supplement or any other offering material or advertisements in connection with the offer and sale of any such Notes be distributed or published in any jurisdiction, except under circumstances that will result in compliance with the applicable rules and regulations of that jurisdiction. Persons into whose possession this prospectus supplement comes are advised to inform themselves about and to observe any restriction relating to the offering and the distribution of this prospectus supplement. This prospectus supplement and the accompanying prospectus do not constitute an offer to sell or a solicitation of an offer to buy the Notes offered by this prospectus supplement and the accompanying prospectus in any jurisdiction in which such an offer or a solicitation is unlawful.

The addresses of the underwriters are: ]

[Describe any other specific transactions and compensation related thereto to the extent required to be disclosed by applicable law or regulation.]

[Describe if underwriters receiving proceeds of offering, if required by FINRA.]

[Insert principal business addresses of underwriters.]

[Insert applicable legends for jurisdictions in which offers and sales may be made.]

## LEGAL MATTERS

Certain legal matters in connection with the securities offered by this prospectus supplement and accompanying prospectus will be passed upon for us by Skadden, Arps, Slate, Meagher & Flom LLP, New York, New York. Attorneys at Skadden, Arps, Slate, Meagher & Flom LLP involved in the representation of the Company beneficially own less than        percent of our common stock outstanding at        . Certain legal matters will be passed upon for the underwriters by Sutherland Asbill & Brennan LLP, Washington, D.C.

## INDEPENDENT REGISTERED PUBLIC ACCOUNTING FIRM

Deloitte & Touche LLP is our independent registered public accounting firm.

## ADDITIONAL INFORMATION

We have filed a registration statement with the SEC on Form N-2, including amendments and related exhibits, relating to the securities we are offering. The registration statement contains additional information about us and the securities being registered by this prospectus supplement and the accompanying prospectus. This prospectus supplement and the accompanying prospectus do not contain all of the information set forth in the registration statement, including any exhibits and schedules it may contain. For further information concerning us or the securities we are offering, please refer to the registration statement. Statements contained in this prospectus supplement and the accompanying prospectus as to the contents of any contract or other document referred to describe the material terms thereof but are not necessarily complete and in each instance reference is made to the copy of any contract or other document filed as an exhibit to the registration statement. Each statement is qualified in all respects by this reference.

We file with or submit to the SEC annual, quarterly and current periodic reports, proxy statements and other information meeting the informational requirements of the Securities Exchange Act of 1934. This information and the information specifically regarding how we voted proxies relating to portfolio securities for the period ended        , 20    , are available free of charge by contacting us at 40 East 52nd Street, New York, NY 10022 or by telephone at toll-free (212) 810-5800. You may inspect and copy these reports, proxy statements and other information, as well as the registration statement of which this prospectus forms a part and the related exhibits and schedules, at the Public Reference Room of the SEC at 100 F Street, N.E., Washington, D.C. 20549. You may obtain information on the operation of the Public Reference Room by calling the SEC at 1-800-SEC-0330. Copies of these reports, proxy and information statements and other information may be obtained, after paying a duplicating fee, by electronic request at the following e-mail address: [publicinfo@sec.gov](mailto:publicinfo@sec.gov), or by writing the SEC's Public Reference Section, Washington D.C. 20549-0102. In addition, the SEC maintains an Internet website that contains reports, proxy and information statements and other information filed electronically by us with the SEC at <http://www.sec.gov>.

No dealer, salesperson or other individual has been authorized to give any information or to make any representation other than those contained in this prospectus supplement and, if given or made, such information or representations must not be relied upon as having been authorized by us or the underwriters. This prospectus supplement does not constitute an offer to sell or a solicitation of an offer to buy any securities in any jurisdiction in which such an offer or solicitation is not authorized or in which the person making such offer or solicitation is not qualified to do so, or to any person to whom it is unlawful to make such offer or solicitation. Neither the delivery of this prospectus supplement nor any sale made hereunder shall, under any circumstances, create any implication that there has been no change in our affairs or that information contained herein is correct as of any time subsequent to the date hereof.

---

**FINANCIAL STATEMENTS**

[Insert financial statements and notes thereto from most recently filed Quarterly Report on Form 10-Q or Annual Report on Form 10-K, as applicable, prior to the offering.]



\$

**BLACKROCK CAPITAL INVESTMENT CORPORATION**

**% [Insert ranking/conversion information] Notes due**

---

**PRELIMINARY PROSPECTUS SUPPLEMENT**

**, 20**

---

*[Underwriters]*

## CERTAIN SUPPLEMENTAL INFORMATION AS OF MARCH 31, 2015

## SELECTED FINANCIAL DATA

The unaudited Consolidated Statement of Operations Data, Consolidated Per Share Data and Consolidated Balance Sheet Data for each of the five years in the period ended December 31, 2014 are derived from our consolidated financial statements which have been audited by Deloitte & Touche LLP, our independent registered public accounting firm. The selected consolidated financial data at and for the three months ended March 31, 2015 and 2014 has been derived from unaudited financial data. Interim results for the three months ended March 31, 2015 are not necessarily indicative of the results that may be expected for the year ending December 31, 2015. This selected financial data should be read in conjunction with our consolidated financial statements and related notes thereto and “Management’s Discussion and Analysis of Financial Condition and Results of Operations” included elsewhere in this prospectus.

	Three months ended March 31, 2015	Three months ended March 31, 2014	Year ended December 31, 2014	Year ended December 31, 2013	Year ended December 31, 2012	Year ended December 31, 2011	Year ended December 31, 2010
(Dollars in thousands, except per share data)							
<b>Consolidated Statement of Operations Data:</b>							
Total Investment Income	\$ 30,919	\$ 29,567	\$ 134,418	\$ 131,626	\$ 147,291	\$ 131,503	\$ 105,871
Total Expenses	16,296	18,473	84,046	83,988	73,629	58,624	46,020
Net Investment Income	14,624	11,094	50,372	47,638	73,662	72,879	59,851
Net Realized and Unrealized Gain (Loss)	8,032	11,822	86,868	45,351	(16,310)	4,042	11,699
Net Increase (Decrease) in Net Assets Resulting from Operations	22,656	22,917	137,240	92,989	57,351	76,921	71,550
<b>Consolidated Per Share Data:</b>							
Net Asset Value Per Common Share at Year End	\$ 10.58	\$ 9.59	\$ 10.49	9.54	9.31	9.58	9.62
Market Price at Year End	9.06	9.17	8.20	9.33	10.06	8.16	11.06
Net Investment Income	0.20	0.15	0.68	0.64	1.00	1.00	0.96
Net Realized and Unrealized Gain (Loss)	0.10	0.16	1.16	0.61	(0.22)	0.05	0.18
Net Increase (Decrease) in Net Assets Resulting from Operations	0.30	0.31	1.84	1.25	0.78	1.05	1.14
Distributions Declared	0.21	0.26	0.89	1.04	1.04	1.10	1.28
<b>Consolidated Balance Sheet Data at Year End:</b>							
Total Assets	\$1,318,909	\$1,236,714	\$ 1,302,056	\$ 1,281,647	\$ 1,090,018	\$ 1,091,175	\$ 915,608
Borrowings Outstanding	472,288	459,042	448,228	477,981	346,850	343,000	170,000
Total Net Assets	789,905	714,290	781,959	709,704	687,380	701,009	698,480
<b>Other Data:</b>							
Total Return(1)	13.47%	1.17%	(2.2)%	3.6%	38.0%	(16.0)%	48.4%
Number of Portfolio Companies at Year End	45	46	47	51	47	54	50
Value of Investments at Year End	\$1,235,636	\$1,106,101	\$ 1,257,717	\$ 1,217,972	\$ 1,061,598	\$ 1,048,952	\$ 880,086
Yield on Investments at Year End(2)	11.5%	12.0%	11.6%	12.0%	12.2%	11.9%	10.9%

Figures may not total due to rounding

- (1) For the years ended December 31, 2014, 2013, 2012, 2011 and 2010, total return is based on the change in market price during the respective years. Total return calculations take into account distributions, if any, reinvested in accordance with the Company’s dividend reinvestment plan and do not reflect brokerage commissions. Total return is not annualized.
- (2) Yield on investments at year end represents the weighted average yield on the debt and income producing equity securities in our portfolio at their current cost basis. Yields are computed using interest rates and dividend yields at year end and include amortization of loan origination and commitment fees, original issue discount and market premium or discount. Yields exclude common equity investments, preferred equity investments with no stated dividend rate, short-term investments, and cash and cash equivalents.

## MANAGEMENT'S DISCUSSION AND ANALYSIS OF FINANCIAL CONDITION AND RESULTS OF OPERATIONS

*The information contained in this section should be read in conjunction with the consolidated financial statements and notes thereto appearing elsewhere in this registration statement.*

### **Overview**

We were incorporated in Delaware on April 13, 2005 and were initially funded on July 25, 2005. Our investment objective is to provide a combination of current income and capital appreciation. We intend to invest primarily in debt and equity securities of private and certain public U.S. middle-market companies.

We are externally managed and have elected to be regulated as a BDC under the 1940 Act. As a BDC, we are required to comply with certain regulatory requirements. For instance, we generally have to invest at least 70% of our total assets in "qualifying assets," including securities of private or thinly traded public U.S. companies, cash, cash equivalents, U.S. Government securities and high-quality debt investments that mature in one year or less.

### **Investments**

Our level of investment activity can and does vary substantially from period to period depending on many factors, including the amount of debt and equity capital available to middle-market companies, the level of merger and acquisition activity, the general economic environment and the competitive environment for the types of investments we make.

As a BDC, we must not acquire any assets other than "qualifying assets" specified in the 1940 Act unless, at the time the acquisition is made, at least 70% of our total assets are qualifying assets (with certain limited exceptions). Qualifying assets include investments in "eligible portfolio companies." Under the relevant SEC rules, the term "eligible portfolio company" includes all private companies, companies whose securities are not listed on a national securities exchange, and certain public companies that have listed their securities on a national securities exchange and have a market capitalization of less than \$250 million. These rules also permit us to include as qualifying assets certain follow-on investments in companies that were eligible portfolio companies at the time of initial investment but that no longer meet the definition.

### **Revenues**

We generate revenues primarily in the form of interest on the debt we hold, dividends on our equity interests and capital gains on the sale of warrants and other debt or equity interests that we acquire in portfolio companies. Our investments in fixed income instruments generally have an expected maturity of three to ten years, although we have no lower or upper constraint on maturity, and typically bear interest at a fixed or floating rate. Interest on our debt securities is generally payable quarterly or semi-annually. In some cases, our debt instruments and preferred stock investments may defer payments of cash interest or dividends or pay interest or dividends in-kind. Any outstanding principal amount of our debt securities and any accrued but unpaid interest will generally become due at the maturity date. In addition, we may generate revenue in the form of prepayment fees, commitment, origination, capital structuring or due diligence fees, fees for providing significant managerial assistance and consulting fees.

### **Expenses**

Our primary operating expenses include the payment of a base management fee and, depending on our operating results, an incentive management fee, expenses reimbursable under the management agreement, administration fees and the allocable portion of overhead under the administration agreement. The base management fee and incentive management fee compensate the Advisor for work in identifying, evaluating, negotiating, closing and monitoring our investments. Our management agreement with the Advisor provides that

we will reimburse the Advisor for costs and expenses incurred by the Advisor for office space rental, office equipment and utilities allocable to the Advisor under the management agreement, as well as any costs and expenses incurred by the Advisor relating to any non-investment advisory, administrative or operating services provided by the Advisor to us. We bear all other costs and expenses of our operations and transactions.

### **Critical accounting policies**

Our discussion and analysis of our financial condition and results of operations are based upon our consolidated financial statements, which have been prepared in accordance with GAAP. The preparation of these consolidated financial statements requires management to make estimates and assumptions that affect the reported amounts of assets, liabilities, revenues and expenses. Changes in the economic environment, financial markets and any other parameters used in determining such estimates could cause actual results to differ.

Management considers the critical accounting policies important to understanding the consolidated financial statements. In addition to the discussion below, our critical accounting policies are further described in the notes to the consolidated financial statements. See Note 2 to the consolidated financial statements for a description of significant accounting policies and of recently issued accounting pronouncements.

### **Financial and operating highlights**

At March 31, 2015:

Investment Portfolio: \$1,281.0 million

Net Assets: \$789.9 million

Indebtedness (borrowings under Credit Facility, Convertible Notes, Term Loan and Senior Secured Notes): \$472.3 million

Net Asset Value per share: \$10.58

Portfolio Activity for the Three Months Ended March 31, 2015:

Cost of investments during period, including PIK: \$46.3 million

Sales, repayments and other exits during period: \$74.9 million

Number of portfolio companies at end of period: 45

Operating Results for the Three Months Ended March 31, 2015:

Net investment income per share: \$0.20

Distributions declared per share: \$0.21

Basic earnings per share: \$0.30

Net investment income: \$14.6 million

Net realized and unrealized gains: \$8.0 million

Net increase in net assets from operations: \$22.7 million

Net investment income per share, as adjusted<sup>1</sup>: \$0.21

Basic earnings per share, as adjusted<sup>1</sup>: \$0.32

Net investment income, as adjusted<sup>1</sup>: \$15.7 million

**As Adjusted<sup>1</sup>:** Amounts are adjusted to remove the incentive management fee expense based on Gains, as required by GAAP, and to include only the incremental incentive management fee expense based on Income. The incremental incentive management fee is based on each trailing four-fiscal quarter period, applied to the current quarter's incremental earnings, and without any reduction for incentive management fees paid during the prior three quarters. Amounts reflect the Company's ongoing operating results and reflect the Company's financial performance over time.

### **Portfolio and investment activity**

We invested \$46.3 million during the three months ended March 31, 2015. The investments consisted primarily of senior secured loans secured by first liens (\$5.9 million, or 12.8%), or second liens (\$26.0 million, or

56.2%), unsecured or subordinated debt securities and equity securities (\$14.4 million, or 31.0%). Additionally, we received proceeds from sales/repayments and other exits of approximately \$74.9 million during the three months ended March 31, 2015.

At March 31, 2015, our portfolio of \$1,281.0 million (at fair value) consisted of 45 portfolio companies and was invested 53% in senior secured loans, 20% in equity investments, 15% in unsecured or subordinated debt securities, 8% in senior secured notes, and 4% in cash and cash equivalents. Our average investment by portfolio company at amortized cost, excluding investments below \$5.0 million, was approximately \$30.5 million at March 31, 2015. Our largest portfolio company investment by value was approximately \$70.3 million and our five largest portfolio company investments by value comprised approximately 25% of our portfolio at March 31, 2015. At December 31, 2014, our portfolio of \$1,268.0 million (at fair value) consisted 47 portfolio companies was invested 52% in senior secured loans, 21% in equity investments, 18% in unsecured or subordinated debt securities, 8% in senior secured notes, and 1% in cash and cash equivalents. Our average investment by portfolio company at amortized cost, excluding investments below \$5.0 million, was approximately \$29.4 million at December 31, 2014. Our largest portfolio company investment by value was approximately \$71.0 million and our five largest portfolio company investments by value comprised approximately 25% of our portfolio at December 31, 2014.

The weighted average yield of the debt and income producing equity securities in our portfolio at fair value was 11.7% at March 31, 2015 and 11.7% at December 31, 2014. The weighted average yields on our senior secured loans and other debt securities at fair value were 11.2% and 13.0%, respectively, at March 31, 2015, versus 11.3% and 12.9%, respectively, at December 31, 2014. The weighted average yield of the debt and income producing equity securities in our portfolio at their current cost basis was 11.5% at March 31, 2015 and 11.6% at December 31, 2014. The weighted average yields on our senior secured loans and other debt securities at their current cost basis were 11.1% and 12.7%, respectively, at March 31, 2015, versus 11.2% and 12.5%, respectively, at December 31, 2014. Yields exclude common equity investments, preferred equity investments with no stated dividend rate, short-term investments, and cash and cash equivalents.

The Advisor employs a grading system for our entire portfolio. The Advisor grades all loans on a scale of 1 to 4. This system is intended to reflect the performance of the borrower's business, the collateral coverage of the loans and other factors considered relevant. Generally, the Advisor assigns only one loan grade to each portfolio company for all loan investments in that portfolio company; however, the Advisor will assign multiple ratings when appropriate for different investments in one portfolio company. The following is a description of the conditions associated with each investment rating:

**Grade 1:** Investments in portfolio companies whose performance is substantially within the Advisor's expectations and whose risk factors are neutral to favorable to those at the time of the original investment.

**Grade 2:** Investments in portfolio companies whose performance is below the Advisor's expectations and that require closer monitoring; however, no loss of investment return (interest and/or dividends) or principal is expected.

**Grade 3:** Investments in portfolio companies whose performance is below the Advisor's expectations and for which risk has increased materially since origination. Some loss of investment return is expected, but no loss of principal is expected. Companies graded 3 generally will be out of compliance with debt covenants and will be unlikely to make debt repayments on their original schedule.

**Grade 4:** Investments in portfolio companies whose performance is materially below the Advisor's expectations where business trends have deteriorated and risk factors have increased substantially since the original investment. Investments graded 4 are those for which some loss of principal is expected.

The Advisor monitors and, when appropriate, changes the investment ratings assigned to each investment in our portfolio. In connection with our valuation process, the Advisor and Board of Directors review these investment ratings on a quarterly basis. Our average investment rating was 1.32 at March 31, 2015 and 1.27 at December 31, 2014. The following is a distribution of the investment ratings of our portfolio companies at March 31, 2015 and December 31, 2014:

	<u>March 31, 2015</u>	<u>December 31, 2014</u>
Grade 1	\$ 924,151,307	\$ 980,351,780
Grade 2	245,503,717	242,173,859
Grade 3	43,156,070	11,074,000
Grade 4	22,315,222	23,548,349
Not Rated	510,000	568,750
Total investments	<u>\$ 1,235,636,316</u>	<u>\$ 1,257,716,738</u>

## Results of operations

Results comparisons for the three months ended March 31, 2015 and 2014.

### Investment income

Investment income totaled \$30,919,412 and \$29,566,878, respectively, for the three months ended March 31, 2015 and 2014, of which \$18,921,192 and \$16,084,881 were attributable to interest and fees on senior secured loans, \$10,848,861 and \$12,919,049 to interest and fees earned on other debt securities, \$1,102,048 and \$562,086 to dividends from preferred equity securities, \$818 and \$862 to interest earned on cash equivalents and \$46,493 and zero to other income, respectively. For the three months ended March 31, 2015 and 2014 investment income included fees of \$224,410 and \$907,500, respectively. Interest income earned was comprised of cash interest of approximately 98% as well as PIK interest of approximately 2% for the three months ended March 31, 2015. The increase in investment income for the three months ended March 31, 2015 was primarily due to an increase in interest income.

### Expenses

Expenses for the three months ended March 31, 2015 and 2014 were \$16,295,835 and \$18,472,683, respectively, which consisted of \$6,370,630 and \$6,160,619 in base management fees, \$5,857,620 and \$6,001,208 in interest and credit facility fees related to our debt, \$1,377,907 and \$3,459,865 in incentive management fees, \$731,697 and \$155,460 in administrative services, \$513,357 and \$544,599 in amortization of debt issuance costs, \$438,641 and \$727,601 in professional fees, \$202,307 and \$532,806 in investment advisor expenses, \$173,500 and \$173,500 in director fees, and \$630,176 and \$717,025 in other expenses, respectively. The decrease in expenses for the three months ended March 31, 2015 was primarily due to a decrease in incentive management fees.

### Net investment income

Net investment income was \$14,623,577 and \$11,094,195 for the three months ended March 31, 2015 and 2014, respectively. The increase was primarily a result of an increase in interest income and a decrease in incentive management fees.

### Net realized gain or loss

Net realized gain of \$8,346,859 for the three months ended March 31, 2015 was mainly the result of realized gains on the sales of M&M Tradition Holdings Corp. and Marquette Transportation Company Holdings, LLC, offset by a realized loss on the restructuring of Red Apple Stores Inc. Net realized gain of \$33,827,245 for the three months ended March 31, 2014 was mainly the result of realized gains on the sale of Arclin Cayman Holdings, Ltd. ("Arclin").

***Net unrealized appreciation or depreciation***

For the three months ended March 31, 2015 and 2014, the change in net unrealized appreciation or depreciation was a decrease in net unrealized appreciation of \$314,817 and a decrease in net unrealized appreciation of \$22,004,921, respectively. The decrease in net unrealized appreciation for the three months ended March 31, 2015 was primarily due to the reversal of unrealized appreciation previously reported on M&M Tradition Holdings Corp. and Marquette Transportation Company Holdings LLC offset by an increase in portfolio company fair market value. The decrease in net unrealized appreciation for the three months ended March 31, 2014 was due to the reversal of unrealized appreciation previously reported on Arclin.

***Net increase in net assets resulting from operations***

The net increase in net assets resulting from operations for the three months ended March 31, 2015 and 2014 was \$22,655,619 and \$22,916,519, respectively. The decrease in the current period is primarily attributed to the decrease in realized gains, offset by an increase in net investment income.

***Supplemental Non-GAAP information***

We report our financial results on a GAAP basis; however, management believes that evaluating our ongoing operating results may be enhanced if investors have additional non-GAAP basis financial measures. Management reviews non-GAAP financial measures to assess ongoing operations and, for the reasons described below, considers them to be effective indicators, for both management and investors, of our financial performance over time. Management does not advocate that investors consider such non-GAAP financial measures in isolation from, or as a substitute for, financial information prepared in accordance with GAAP.

We record our liability for Incentive Fees as we become legally obligated to pay them, based on a hypothetical liquidation at the end of each reporting period. Our obligation to pay Incentive Fees with respect to any fiscal quarter is based on a formula that reflects our results over a trailing four-fiscal quarter period ending with the current fiscal quarter. We are legally obligated to pay the amount resulting from the formula less any cash payments of Incentive Fees during the prior three quarters. The formula's requirement to reduce the Incentive Fees by amounts paid with respect to Incentive Fees in the prior three quarters has caused our Incentive Fees expense to become, generally concentrated in the fourth quarter of each year. Management believes that reflecting Incentive Fees throughout the year, as the related investment income is earned on a quarterly basis, is an effective measure of our profitability and financial performance that facilitates comparison of current results with historical results and with those of our peers. Our "as adjusted" results reflect Incentive Fees based on the formula we utilize for each trailing four-fiscal quarter period, with the formula applied to the current quarter's incremental earnings and without any reduction for Incentive Fees paid during the prior three quarters. The resulting amount represents an upper limit of each quarter's incremental Incentive Fees that we may become legally obligated to pay at the end of the year. Prior year amounts are estimated in the same manner. These estimates represent upper limits because, in any calendar year, subsequent quarters' investment underperformance could reduce the Incentive Fees payable with respect to prior quarters' operating results. Changes in the economic environment, financial markets and other parameters used in determining such estimates could cause actual results to differ and such differences could be material. See Note 3 to the consolidated financial statements in this Quarterly Report for a more detailed description of the Company's incentive management fee.

Computations for all periods are derived from our consolidated financial statements as follows:

	Three months ended March 31, 2015	Three months ended March 31, 2014
<b>GAAP Basis:</b>		
Net Investment Income	\$ 14,623,577	\$ 11,094,195
Net Investment Income per share	0.20	0.15
Addback: GAAP incentive management fee expense based on Gains	1,366,846	3,459,865
Addback: GAAP incentive management fee expense based on Income	11,061	—
<b>Pre-Incentive Fee<sup>1</sup>:</b>		
Net Investment Income	\$ 16,001,484	\$ 14,554,060
Net Investment Income per share	0.21	0.20
Less: Incremental incentive management fee expense based on Income	288,268	277,207
<b>As Adjusted<sup>2</sup>:</b>		
Net Investment Income	\$ 15,713,216	\$ 14,276,853
Net Investment Income per share	0.21	0.19

**Pre-Incentive Fee<sup>1</sup>:** Amounts are adjusted to remove all incentive management fees. Such fees are calculated but not necessarily due and payable at this time.

**As Adjusted<sup>2</sup>:** Amounts are adjusted to remove the incentive management fee expense based on Gains, as required by GAAP, and to include only the incremental incentive management fee expense based on Income. The incremental incentive management fee is based on each trailing four-fiscal quarter period, applied to the current quarter's incremental earnings, and without any reduction for incentive management fees paid during the prior three quarters. Amounts reflect the Company's ongoing operating results and reflect the Company's financial performance over time.

### Financial condition, liquidity and capital resources

During the three months ended March 31, 2015, we generated operating cash flows primarily from loan repayments, interest earned and fees received on senior secured loans and other debt securities

Net cash provided by operating activities during the three months ended March 31, 2015 was \$25,632,342. Our primary sources of cash from operating activities during the period consisted of a net increase in net assets from operations of \$22,655,619, and net proceeds from repayments, net of purchases, including PIK of \$28,574,161.

Net cash provided by financing activities during the three months ended March 31, 2015 was \$9,377,099. Our primary source of cash from financing activities was \$24,060,706 in proceeds from debt repayments, net of borrowings under the Credit Facility. An additional use of cash for financing activities was \$14,683,607 of distributions.

### Contractual obligations

A summary of our significant contractual payment obligations for the repayment of outstanding borrowings at March 31, 2015 is as follows:

	Payments Due By Period (dollars in millions)				
	Total	Less than 1 year	1-3 years	3-5 years	After 5 years
Credit Facility(1)	\$ 168.0	\$ —	\$ —	\$ 168.0	\$ —
Term Loan	15.0	—	—	15.0	—
Senior Secured Notes	175.0	158.0	17.0	—	—
Convertible Notes	114.3	—	114.3	—	—
Interest and Credit Facility Fees Payable	3.6	3.6	—	—	—

(1) At March 31, 2015, \$231.8 million remained unused under our Credit Facility.



### Off-balance sheet arrangements

In the normal course of business, the Company may enter into guarantees on behalf of portfolio companies. Under these arrangements, the Company would be required to make payments to third parties if the portfolio companies were to default on their related payment obligations. On March 24, 2015 the Company entered into a standby letter of credit on behalf of Red Apple Stores, Inc in the amount of \$5,250,000. No amounts were drawn at March 31, 2015. There were no such guarantees outstanding at March 31, 2014.

### Distributions

Our quarterly distributions, if any, are determined by our Board of Directors. Distributions are declared considering our estimate of annual taxable income available for distribution to stockholders and the amount of taxable income carried over from the prior year for distribution in the current year. We cannot assure stockholders that they will receive any distributions at all or distributions at a particular level. The following table lists the quarterly distributions per share from our common stock since March 2013.

<u>Distributions Amount Per Share Outstanding</u>	<u>Record Date</u>	<u>Payment Date</u>
\$0.26	March 19, 2013	April 2, 2013
\$0.26	June 18, 2013	July 2, 2013
\$0.26	September 19, 2013	October 3, 2013
\$0.26	December 20, 2013	January 3, 2014
\$0.26	March 20, 2014	April 3, 2014
\$0.21	June 18, 2014	July 2, 2014
\$0.21	September 19, 2014	October 3, 2014
\$0.21	December 24, 2014	January 7, 2015
\$0.21	March 20, 2015	April 3, 2015
\$0.21	June 18, 2015	July 2, 2015

Tax characteristics of all distributions are reported to stockholders on Form 1099 after the end of the calendar year.

We have elected to be taxed as a RIC under Subchapter M of the Code. In order to maintain favorable RIC tax treatment, we must distribute annually to our stockholders at least 90% of our ordinary income and realized net short-term capital gains in excess of realized net long-term capital losses, if any, out of the assets legally available for distribution. Under the Regulated Investment Company Modernization Act of 2010, capital losses incurred by the Company after December 31, 2010 will not be subject to expiration. In addition, such losses must be utilized prior to the losses incurred in the years preceding enactment. In order to avoid certain excise taxes imposed on RICs, we must distribute during each calendar year an amount at least equal to the sum of:

- 98% of our ordinary income for the calendar year;
- 98.2% of our capital gains in excess of capital losses for the one-year period ending on October 31st; and
- any ordinary income and net capital gains for preceding years that were not distributed during such years.

We maintain an “opt out” dividend reinvestment plan for our common stockholders. As a result, except as discussed below, if we declare a distribution, stockholders’ cash distributions will be automatically reinvested in additional shares of our common stock, unless they specifically “opt out” of the dividend reinvestment plan so as to receive cash distributions. With respect to our distributions paid to stockholders during the three months ended March 31, 2015 and 2014, distributions reinvested pursuant to our dividend reinvestment plan totaled \$971,399 and \$1,044,638, respectively.

Under the terms of an amendment to our dividend reinvestment plan adopted on March 4, 2009, distributions may be paid in newly issued or treasury shares of our common stock at a price equal to 95% of the

market price on the payment date. This feature of the plan means that, under certain circumstances, we may issue shares of our common stock at a price below net asset value per share, which could cause our stockholders to experience dilution. We may not be able to achieve operating results that will allow us to make distributions at a specific level or to increase the amount of these distributions from time to time. Also, we may be limited in our ability to make distributions due to the asset coverage test applicable to us as a BDC under the 1940 Act and due to provisions in our existing and future debt arrangements.

If we do not distribute a certain percentage of our income annually, we will suffer adverse tax consequences, including possible loss of favorable RIC tax treatment. In addition, in accordance with U.S. generally accepted accounting principles and tax regulations, we include in income certain amounts that we have not yet received in cash, such as payment-in-kind interest, which represents contractual interest added to the loan balance that becomes due at the end of the loan term, or the accrual of original issue or market discount. Since we may recognize income before or without receiving cash representing such income, we may have difficulty meeting the requirement to distribute at least 90% of our investment company taxable income to obtain tax benefits as a RIC and may be subject to an excise tax. In order to satisfy the annual distribution requirement applicable to RICs, we have the ability to declare a large portion of a dividend in shares of our common stock instead of in cash. As long as a portion of such dividend is paid in cash (which portion can be as low as 10% for our taxable years ending prior to 2012) and certain requirements are met, the entire distribution would be treated as a dividend for U.S. federal income tax purposes.

### **Recent developments**

On April 30, 2015, the Company's Board of Directors declared a distribution of \$0.21 per share, payable on July 2, 2015 to stockholders of record at the close of business on June 18, 2015.

Notice is hereby given in accordance with Section 23(c) of the 1940 Act that from time to time the Company may purchase shares of its common stock in the open market at prevailing market prices.

### **Quantitative and Qualitative Disclosures About Market Risk**

We are subject to financial market risks, including changes in interest rates. At March 31, 2015, 70% of our debt investments bore interest based on floating rates, such as LIBOR, the Federal Funds Rate or the Prime Rate. The interest rates on such investments generally reset by reference to the current market index after one to six months. At March 31, 2015, the percentage of our total debt investments that bore floating rate interest based on an interest rate floor was 63%. Floating rate investments subject to a floor generally reset by reference to the current market index after one to six months only if the index exceeds the floor.

While hedging activities may help to insulate us against adverse changes in interest rates, they also may limit our ability to participate in the benefits of lower interest rates with respect to our portfolio of investments. During the three months ended March 31, 2015 and 2014, we did not engage in any interest rate hedging activity.

INDEX TO CONSOLIDATED FINANCIAL STATEMENTS

FINANCIAL INFORMATION

PAGE NO.

CONSOLIDATED FINANCIAL INFORMATION

Consolidated Statements of Assets and Liabilities as of March 31, 2015 and December 31, 2014 (unaudited)

F-2

Consolidated Statements of Operations for the three months ended March 31, 2015 and 2014 (unaudited)

F-3

Consolidated Statements of Changes in Net Assets for the three months ended March 31, 2015 and 2014 (unaudited)

F-4

Consolidated Statements of Cash Flows for the three months ended March 31, 2015 and 2014 (unaudited)

F-5

Consolidated Schedules of Investments as of March 31, 2015 and December 31, 2014 (unaudited)

F-6

Notes to Consolidated Financial Statements (unaudited)

F-22

**BlackRock Capital Investment Corporation**

**Consolidated Statements of Assets and Liabilities  
(Unaudited)**

	<u>March 31, 2015</u>	<u>December 31, 2014</u>
<b>Assets</b>		
Investments at fair value:		
Non-controlled, non-affiliated investments (cost of \$803,415,960 and \$813,962,545)	\$ 820,890,650	\$ 832,237,704
Non-controlled, affiliated investments (cost of \$85,567,927 and \$91,936,084)	200,593,376	211,155,607
Controlled investments (cost of \$225,233,723 and \$228,402,329)	214,152,290	214,323,427
Total investments at fair value (cost of \$1,114,217,610 and \$1,134,300,958)	1,235,636,316	1,257,716,738
Cash and cash equivalents	45,335,615	10,326,174
Receivable for investments sold	11,606,438	10,360,202
Interest receivable	17,798,411	13,419,032
Prepaid expenses and other assets	8,532,500	10,233,677
<b>Total Assets</b>	<b><u>\$ 1,318,909,280</u></b>	<b><u>\$ 1,302,055,823</u></b>
<b>Liabilities</b>		
Debt	\$ 472,288,395	\$ 448,227,689
Interest payable	3,432,834	7,918,429
Distributions payable	15,681,195	15,655,007
Base management fees payable	6,370,630	5,749,219
Incentive management fees payable	28,912,677	37,507,592
Accrued administrative services	157,595	241,500
Other accrued expenses and payables	2,160,963	4,797,219
<b>Total Liabilities</b>	<b><u>529,004,289</u></b>	<b><u>520,096,655</u></b>
<b>Net Assets</b>		
Common stock, par value \$.001 per share, 200,000,000 common shares authorized, 76,430,935 and 76,306,237 issued and 74,672,320 and 74,547,622 outstanding	76,431	76,306
Paid-in capital in excess of par	880,931,189	879,959,915
Distributions in excess of taxable net investment income	(16,733,543)	(15,675,925)
Accumulated net realized loss	(182,080,574)	(190,427,433)
Net unrealized appreciation (depreciation)	119,995,473	120,310,290
Treasury stock at cost, 1,758,615 and 1,758,615 shares held	(12,283,985)	(12,283,985)
<b>Total Net Assets</b>	<b><u>789,904,991</u></b>	<b><u>781,959,168</u></b>
<b>Total Liabilities and Net Assets</b>	<b><u>\$ 1,318,909,280</u></b>	<b><u>\$ 1,302,055,823</u></b>
<b>Net Asset Value Per Share</b>	<b>\$ 10.58</b>	<b>\$ 10.49</b>

BlackRock Capital Investment Corporation

Consolidated Statements of Operations  
(Unaudited)

	Three months ended	
	March 31, 2015	March 31, 2014
<b>Investment Income:</b>		
Interest income:		
Non-controlled, non-affiliated investments	\$ 23,325,856	\$ 24,088,064
Non-controlled, affiliated investments	1,578,568	1,102,012
Controlled investments	4,688,530	2,907,216
Total interest income	29,592,954	28,097,292
Fee income:		
Non-controlled, non-affiliated investments	73,727	807,500
Non-controlled, affiliated investments	—	—
Controlled investments	150,683	100,000
Total fee income	224,410	907,500
Dividend income:		
Non-controlled, non-affiliated investments	201,612	34,675
Non-controlled, affiliated investments	402,679	527,411
Controlled investments	497,757	—
Total dividend income	1,102,048	562,086
Total investment income	30,919,412	29,566,878
<b>Expenses:</b>		
Base management fees	6,370,630	6,160,619
Interest and credit facility fees	5,857,620	6,001,208
Incentive management fees	1,377,907	3,459,865
Administrative services	731,697	155,460
Amortization of debt issuance costs	513,357	544,599
Professional fees	438,641	727,601
Investment advisor expenses	202,307	532,806
Director fees	173,500	173,500
Other	630,176	717,025
Total expenses	16,295,835	18,472,683
<b>Net Investment Income</b>	<b>14,623,577</b>	<b>11,094,195</b>
<b>Realized and Unrealized Gain (Loss):</b>		
Net realized gain (loss):		
Non-controlled, non-affiliated investments	5,437,850	33,827,245
Non-controlled, affiliated investments	9,286,910	—
Controlled investments	(6,377,901)	—
Net realized gain (loss)	8,346,859	33,827,245
Net change in unrealized appreciation or depreciation on:		
Non-controlled, non-affiliated investments	1,547,571	(25,340,019)
Non-controlled, affiliated investments	(4,194,074)	2,675,149
Controlled investments	2,997,469	965,651
Foreign currency translation	(665,783)	(305,702)
Net change in unrealized appreciation or depreciation	(314,817)	(22,004,921)
Net realized and unrealized gain (loss)	8,032,042	11,822,324
<b>Net Increase in Net Assets Resulting from Operations</b>	<b>\$ 22,655,619</b>	<b>\$ 22,916,519</b>
Net Investment Income Per Share—basic	\$ 0.20	\$ 0.15
Earnings Per Share—basic	\$ 0.30	\$ 0.31
Average Shares Outstanding—basic	74,664,007	74,517,547
Net Investment Income Per Share—diluted	\$ 0.19	\$ 0.15
Earnings Per Share—diluted	\$ 0.29	\$ 0.29
Average Shares Outstanding—diluted	84,560,734	84,414,275
Distributions Declared Per Share	\$ 0.21	\$ 0.26

**BlackRock Capital Investment Corporation**  
**Consolidated Statements of Changes in Net Assets**  
**(Unaudited)**

	Three months ended	
	March 31, 2015	March 31, 2014
<b>Net Increase in Net Assets Resulting from Operations:</b>		
Net investment income	\$ 14,623,577	\$ 11,094,195
Net realized gain (loss)	8,346,859	33,827,245
Net change in unrealized appreciation or depreciation	(314,817)	(22,004,921)
Net increase in net assets resulting from operations	22,655,619	22,916,519
<b>Distributions to Stockholders from:</b>		
Net investment income	(15,681,195)	(19,375,252)
<b>Capital Share Transactions:</b>		
Reinvestment of distributions	971,399	1,044,638
Net increase in net assets resulting from capital share transactions	971,399	1,044,638
<b>Total Increase in Net Assets</b>	7,945,823	4,585,905
Net assets at beginning of period	781,959,168	709,704,341
Net assets at end of period	\$ 789,904,991	\$ 714,290,246
<b>Capital Share Activity:</b>		
Shares issued from reinvestment of distributions	124,698	117,984
Net increase in shares outstanding	124,698	117,984

**BlackRock Capital Investment Corporation**

**Consolidated Statements of Cash Flows  
(Unaudited)**

	<u>Three months ended</u>	
	<u>March 31, 2015</u>	<u>March 31, 2014</u>
<b>Operating Activities:</b>		
Net increase in net assets resulting from operations	\$ 22,655,619	\$ 22,916,519
<i>Adjustments to reconcile net increase in net assets resulting from operations:</i>		
PIK interest and dividends	(2,459,804)	(1,227,416)
Net amortization on investments	(809,738)	(872,206)
Amortization of debt issuance costs	513,357	544,600
Net change in unrealized appreciation or depreciation on investments	(350,966)	21,699,219
Net change in unrealized appreciation or depreciation on foreign currency translation	665,783	305,702
Net realized (gain) loss on investments	(8,346,859)	(33,827,245)
<i>Changes in operating assets:</i>		
Purchase of investments	(43,840,188)	(61,727,731)
Proceeds from disposition of investments	74,874,153	188,032,090
Change in receivable for investments sold	(1,246,236)	(45,103,578)
Change in interest receivable	(4,379,379)	(6,286,319)
Change in prepaid expenses and other assets	1,187,820	(501,400)
<i>Changes in operating liabilities:</i>		
Change in payable for investments purchased	—	(21,000,000)
Change in interest payable	(4,485,595)	(4,736,440)
Change in management fees payable	621,411	357,122
Change in incentive management fees payable	(8,594,915)	(5,511,255)
Change in accrued administrative services	(83,905)	(82,974)
Change in other accrued expenses and payables	(288,216)	(147,446)
Net cash provided by (used in) operating activities	<u>25,632,342</u>	<u>52,831,242</u>
<b>Financing Activities:</b>		
Distributions paid in cash	(14,683,607)	(18,300,044)
Proceeds from debt	56,060,706	217,060,705
Repayments of debt	(32,000,000)	(236,000,000)
Net cash provided by (used in) financing activities	<u>9,377,099</u>	<u>(37,239,339)</u>
<b>Net increase (decrease) in cash</b>	<u>35,009,441</u>	<u>15,591,903</u>
<b>Cash and cash equivalents, beginning of period</b>	<u>10,326,174</u>	<u>18,474,784</u>
<b>Cash and cash equivalents, end of period</b>	<u>\$ 45,335,615</u>	<u>\$ 34,066,687</u>
<b>Supplemental disclosure of cash flow information and non-cash financing activities:</b>		
Cash paid during period for:		
Interest	\$ 10,040,353	\$ 10,504,775
Taxes	\$ 34,914	\$ 81,868
Distributions reinvested	\$ 971,399	\$ 1,044,638

**BlackRock Capital Investment Corporation**  
**Consolidated Schedules of Investments**  
**March 31, 2015**  
**(Unaudited)**

<u>Portfolio Company</u>	<u>Industry</u>	<u>Interest Rate</u>	<u>Maturity</u>	<u>Principal Amount or Number of Shares/Units</u>	<u>Cost(a)</u>	<u>Fair Value(b)</u>
<b>Senior Secured Notes—13.0%</b>						
Advanced Lighting Technologies, Inc., First Lien(i)	<i>Lighting</i>	10.50%	6/1/19	\$ 20,000,000	\$ 19,680,369	\$ 16,200,000
AGY Holding Corp., Second Lien(d)(i)	<i>Glass</i>					
	<i>Yarns/Fibers</i>	11.00%	12/15/16	21,762,500	20,459,519	20,892,000
American Piping Products, Inc., Second Lien(i)	<i>Distribution</i>	12.88%	11/15/17	10,000,000	9,889,184	10,200,000
BPA Laboratories Inc., First Lien(i)	<i>Healthcare</i>					
	<i>Services</i>	12.25%	4/1/17	35,078,000	34,571,844	35,078,000
New Gulf Resources, LLC, First Lien(i)	<i>Energy</i>	11.75%	5/15/19	21,000,000	20,840,634	20,160,000
<b>Total Senior Secured Notes</b>					<u>105,441,550</u>	<u>102,530,000</u>
<b>Unsecured Debt—21.5%</b>						
Gordon Brothers Finance Company(f)(n)(p)	<i>Specialty Finance</i>	12.00%	10/31/21	70,310,979	70,310,979	70,310,979
Higginbotham Insurance Holdings, Inc.(n)	<i>Insurance</i>	9.76%	6/11/19	36,750,000	36,750,000	36,750,000
QHB Holdings LLC(o)	<i>Materials</i>	16.00%	12/17/19	20,000,000	20,000,000	20,000,000
SVP Worldwide Ltd.(g)(j)(o)	<i>Consumer Products</i>	16.00%	6/27/18	44,954,239	44,954,239	43,156,070
<b>Total Unsecured Debt</b>					<u>172,015,218</u>	<u>170,217,049</u>
<b>Subordinated Debt—3.6%</b>						
Advantage Insurance Holdings Ltd.(d)(g)(i)(j)	<i>Insurance</i>	12.00%	9/30/15	1,000,000	1,000,000	1,000,000
Automobile Protection Corporation—APCO(n)	<i>Insurance</i>	9.78%	6/17/19	25,000,000	25,000,000	25,000,000
New Gulf Resources, LLC(i)(o)	<i>Energy</i>	12.00%	11/15/19	4,248,000	3,791,550	2,548,800
<b>Total Subordinated Debt</b>					<u>29,791,550</u>	<u>28,548,800</u>
<b>Senior Secured Loans—85.9%(e)</b>						
Accriva Diagnostics, Inc., First Lien	<i>Healthcare</i>	12.25%	1/17/19	\$ 21,000,000	\$ 21,000,000	\$ 21,000,000
AGY Holding Corp., Second Lien(d)	<i>Glass</i>					
	<i>Yarns/Fibers</i>	12.00%	9/15/16	19,763,384	19,763,384	19,763,384
AL Solutions, Inc., Term Loan B, Second Lien(o)	<i>Metals</i>	5.00%	12/31/19	75,636	—	—
Bankruptcy Management Solutions, Inc., Term Loan A, First Lien(f)(n)	<i>Financial Services</i>	4.50%	6/27/17	1,921,612	1,860,028	1,863,966
Bankruptcy Management Solutions, Inc., Term Loan B, First Lien(f)(n)	<i>Financial Services</i>	7.00%	6/27/18	11,782,149	10,344,915	10,132,648



**BlackRock Capital Investment Corporation**  
**Consolidated Schedules of Investments—(continued)**  
**March 31, 2015**  
**(Unaudited)**

<u>Portfolio Company</u>	<u>Industry</u>	<u>Interest Rate</u>	<u>Maturity</u>	<u>Principal Amount or Number of Shares/Units</u>	<u>Cost(a)</u>	<u>Fair Value(b)</u>
Foundation Building Materials, LLC, Second Lien(n)	<i>Wholesale</i>					
	<i>Trade</i>	12.00%	4/30/19	25,000,000	24,753,186	24,753,186
GSE Environmental, Inc., First Lien(n)	<i>Manufacturing</i>	11.00%	8/11/21	42,352,941	42,352,941	42,352,941
Hunter Defense Technologies, Inc., Second Lien(n)	<i>Defense</i>	11.00%	2/5/20	45,000,000	45,000,000	45,000,000
JLL Pioneer Inc., Second Lien	<i>Building</i>					
	<i>Products</i>	9.50%	12/31/20	20,000,000	20,000,000	20,000,000
K2 Pure Solutions Nocal, L.P. First Lien(n)	<i>Chemicals</i>	11.00%	8/19/19	19,625,000	19,339,477	19,625,000
Learfield Communications, Inc., Second Lien(n)	<i>Media and</i>					
	<i>Entertainment</i>	8.75%	10/9/21	3,000,000	2,978,704	3,000,000
MD America Energy, LLC, First Lien(n)	<i>Energy</i>	9.50%	8/4/19	10,000,000	9,564,335	9,800,000
MediMedia USA, Inc., First Lien(n)	<i>Information</i>					
	<i>Services</i>	8.00%	11/20/18	8,780,983	8,667,232	8,780,983
MediMedia USA, Inc., Second Lien(n)	<i>Information</i>					
	<i>Services</i>	12.25%	11/20/19	60,000,000	58,712,775	57,600,000
Novolex Holdings, Inc., Second Lien(n)	<i>Manufacturing</i>	9.75%	6/5/22	5,000,000	4,879,551	4,950,000
Oxford Mining Company, LLC, First Lien(n)(o)	<i>Energy</i>	12.25%	12/31/18	14,941,737	14,941,737	14,941,737
Pre-Paid Legal Services, Inc., Second Lien(n)	<i>Legal</i>					
	<i>Services</i>	9.75%	7/1/20	25,000,000	24,717,785	25,000,000
Quality Home Brands Holdings LLC, Second Lien(n)	<i>Materials</i>	11.75%	6/17/19	40,000,000	40,000,000	40,000,000
Red Apple Stores Inc., Second Lien(f)(g)(j)	<i>Discount</i>					
	<i>Stores</i>	10.00%	1/11/17	23,050,000	23,050,000	23,050,000
Road Infrastructure Investment, LLC, Second Lien(n)	<i>Manufacturing</i>	7.75%	9/30/21	9,000,000	8,293,369	8,280,000
Royal Adhesives and Sealants, LLC, Second Lien(n)	<i>Chemicals</i>	9.75%	1/31/19	\$ 6,000,000	\$ 5,916,546	\$ 6,057,498
Shoreline Energy LLC, Second Lien(n)	<i>Energy</i>	10.25%	3/30/19	28,333,333	27,714,227	27,129,166
SOURCEHOV, LLC, First Lien(n)	<i>Business</i>					
	<i>Services</i>	7.75%	10/31/19	4,968,750	4,831,454	4,819,688
SOURCEHOV, LLC, Second Lien(n)	<i>Business</i>					
	<i>Services</i>	11.50%	4/30/20	5,000,000	4,811,654	4,800,000
Sur La Table, Inc., First Lien	<i>Consumer</i>					
	<i>Products</i>	12.00%	7/28/17	50,000,000	50,000,000	50,500,000
U.S. Well Services, LLC, First Lien(n)	<i>Energy</i>	12.00%	5/2/19	48,574,232	48,574,232	48,574,232
United Subcontractors, Inc., First Lien(d)(n)(o)	<i>Building and</i>					
	<i>Construction</i>	4.28%	6/30/15	6,349,274	6,327,632	6,349,274
Vertellus Specialties Inc., First Lien(n)	<i>Specialty</i>					
	<i>Chemicals</i>	10.50%	10/31/19	54,725,000	54,725,000	53,630,500

**BlackRock Capital Investment Corporation**  
**Consolidated Schedules of Investments—(continued)**  
**March 31, 2015**  
**(Unaudited)**

<u>Portfolio Company</u>	<u>Industry</u>	<u>Interest Rate</u>	<u>Maturity</u>	<u>Principal Amount or Number of Shares/Units</u>	<u>Cost(a)</u>	<u>Fair Value(b)</u>
Water Pik, Inc., Second Lien(n)	<i>Consumer Products</i>	9.75%	1/8/21	22,868,421	22,223,585	22,868,421
WBS Group LLC, First Lien(f)(n)	<i>Software</i>	9.50%	6/30/15	27,284,255	27,284,255	27,284,255
WBS Group LLC, Second Lien(f)(n)	<i>Software</i>	10.50%	12/31/15	24,999,000	24,877,756	19,749,210
Westward Dough Operating Company, LLC, First Lien(f)	<i>Restaurants</i>	9.00%	3/2/17	6,590,896	6,590,896	6,590,896
<b>Total Senior Secured Loans</b>					<u>684,096,656</u>	<u>678,246,985</u>
<b>Preferred Stock—5.6%</b>						
Advantage Insurance Holdings Ltd.(d)(g)(i)(j)	<i>Insurance</i>	8.00%		750,000	8,377,619	8,377,619
KAGY Holding Company, Inc. (AGY Holding Corp.)(d)	<i>Glass Yarns/Fibers</i>	20.00%		22,960	6,195,568	3,282,426
Gordon Brothers Finance Company(f)(p)	<i>Specialty Finance</i>	13.50%		16,085	16,085,098	16,085,098
Oportun Financial Corporation (Progress Financial Corporation), Series F-1(c)	<i>Financial Services</i>			963,710	740,313	3,074,235
Oportun Financial Corporation (Progress Financial Corporation), Series G(c)	<i>Financial Services</i>			1,758,256	2,013,112	5,608,837
Red Apple Stores Inc.(f)(g)(j)	<i>Discount Stores</i>	12.00%		6,806,383	233,686	205,077
USI Senior Holdings, Inc. (United Subcontractors)(c)(d)	<i>Building and Construction</i>			260,798	5,374,317	7,823,940
<b>Total Preferred Stock</b>					<u>39,019,713</u>	<u>44,457,232</u>
<b>Common Stock—12.3%(d)</b>						
Bankruptcy Management Solutions, Inc.(f)	<i>Financial Services</i>			368,790	\$ 16,654,505	\$ 23,919,719
DynaVox Inc.	<i>Augmentative Communication Products</i>			272,369	758,069	10,895
Gordon Brothers Finance Company(f)(p)	<i>Specialty Finance</i>			10,598	10,598,300	10,510,670
Red Apple Stores Inc.(f)(g)(h)(j)	<i>Discount Stores</i>			8,756,859	6,895,843	—

**BlackRock Capital Investment Corporation**  
**Consolidated Schedules of Investments—(continued)**  
**March 31, 2015**  
**(Unaudited)**

<u>Portfolio Company</u>	<u>Industry</u>	<u>Interest Rate</u>	<u>Maturity</u>	<u>Principal Amount or Number of Shares/Units</u>	<u>Cost(a)</u>	<u>Fair Value(b)</u>
Tygem Holdings, Inc., Class A	<i>Metals</i>			30,000	—	—
USI Senior Holdings, Inc. (United Subcontractors)(d)	<i>Building and Construction</i>			260,798	9,019,888	62,922,733
<b>Total Common Stock</b>					<u>43,926,605</u>	<u>97,364,017</u>
<b>Limited Partnership/Limited Liability Company Interests</b>						
<b>—11.8%</b>						
ECI Cayman Holdings, LP(c)(g)(i)(j)	<i>Electronics</i>			3,184	3,183,840	3,956,629
Higginbotham Investment Holdings, LLC(c)	<i>Insurance</i>			1,163	726,745	2,088,001
Marsico Holdings, LLC(c)(i)	<i>Financial Services</i>			91,445	1,848,077	5,487
Penton Business Media Holdings, LLC(c)(d)	<i>Information Services</i>			226	9,050,000	70,182,000
PG Holdco, LLC	<i>Healthcare Services</i>			333	512,254	512,254
PG Holdco, LLC, Class A(c)	<i>Healthcare Services</i>	15.00%		16,667	166,667	626,629
Sentry Security Systems Holdings, LLC(c)	<i>Security Services</i>			147,271	147,271	24,449
Sentry Security Systems Holdings, LLC	<i>Security Services</i>	8.00%		602,729	1,128,270	1,128,270
U.S. Well Services, LLC(i)(k)	<i>Energy</i>	8.00%		8,085	8,326,671	12,038,128
WBS Group LLC(c)(f)(l)	<i>Software</i>			100	1,000	—
Westward Dough Holdings, LLC, Class A(c)(f)(m)	<i>Restaurants</i>			350,000	9,260,324	2,331,000
<b>Total Limited Partnership/Limited Liability Company Interests</b>					<u>34,351,119</u>	<u>92,892,847</u>
<b>Equity Warrants/Options—2.7%(c)</b>						
Bankruptcy Management Solutions, Inc., Tranche A(f)	<i>Financial Services</i>		expire 6/27/18	28,464	\$ 375,040	\$ 687,690
Bankruptcy Management Solutions, Inc., Tranche B(f)	<i>Financial Services</i>		expire 6/27/19	30,654	342,295	612,160
Bankruptcy Management Solutions, Inc., Tranche C(f)	<i>Financial Services</i>		expire 6/27/20	45,981	468,803	818,922
Facet Investment, Inc.	<i>Medical Devices</i>		expire 1/18/21	1,978	250,000	—
Marsico Parent Superholdco, LLC(i)	<i>Financial Services</i>		expire 12/14/19	455	444,450	—

**BlackRock Capital Investment Corporation**  
**Consolidated Schedules of Investments—(continued)**  
**March 31, 2015**  
**(Unaudited)**

<u>Portfolio Company</u>	<u>Industry</u>	<u>Interest Rate</u>	<u>Maturity</u>	<u>Principal Amount or Number of Shares/Units</u>	<u>Cost(a)</u>	<u>Fair Value(b)</u>
New Gulf Resources, LLC(i)	<i>Energy</i>		expire 5/9/24	4,000	506,505	—
Oportun Financial Corporation (Progress Financial Corporation)	<i>Financial Services</i>		expire various	6,959,220	3,183,106	18,750,614
Twin River Worldwide Holdings, Inc., Contingent Value Rights	<i>Gaming</i>		expire 11/5/17	1,000	5,000	510,000
Total Equity Warrants/Options					5,575,199	21,379,386
<b>TOTAL INVESTMENTS—156.4%</b>					<b><u>\$ 1,114,217,610</u></b>	<b><u>1,235,636,316</u></b>
<b>OTHER ASSETS &amp; LIABILITIES (NET)—(56.4)%</b>						<b><u>(445,731,325)</u></b>
<b>NET ASSETS—100.0%</b>						<b><u>\$ 789,904,991</u></b>

- (a) Represents amortized cost for fixed income securities and cost for preferred and common stock, limited partnership/limited liability company interests and equity warrants/options.
- (b) Fair value is determined by or under the direction of the Company's Board of Directors. See Note 2 for further details.
- (c) Non-income producing securities at March 31, 2015.
- (d) Transaction and other information for "non-controlled, affiliated" investments under the Investment Company Act of 1940, whereby the Company owns 5% or more (but not more than 25%) of the portfolio company's outstanding voting securities.
- (e) Approximately 82% of the senior secured loans of the Company's portfolio companies bear interest at a floating rate that may be determined by reference to the London Interbank Offered Rate (LIBOR) or other base rate (commonly the Federal Funds Rate or the Prime Rate), at the borrower's option. In addition, approximately 81% of such senior secured loans have floors of 0.50% to 1.50%. The borrower under a senior secured loan generally has the option to select from interest reset periods of one, two, three or six months and may alter that selection at the end of any reset period. The stated interest rate represents the weighted average interest rate at March 31, 2015 of all contracts within the specified loan facility.

Non-controlled, Affiliated Investments	Fair Value at December 31, 2014	Gross Additions (Cost)*	Gross Reductions (Cost)**	Net Unrealized Gain (Loss)	Fair Value at March 31, 2015	Three Months Ended March 31, 2015			
						Net Realized Gain (Loss)	Interest Income	Fee Income	Dividend Income
Advantage Insurance Holdings Ltd.:									
Subordinated Debt	\$ 3,000,000	\$ —	\$(2,000,000)	\$ —	\$ 1,000,000	\$ —	\$ 90,411	\$ —	\$ —
Preferred Stock	8,379,450	162,031	—	(163,862)	8,377,619	—	—	—	162,030
AGY Holding Corp.:									
Senior Secured Note	20,021,500	197,115	—	673,385	20,892,000	—	795,583	—	—
Senior Secured Loan	19,763,384	—	—	—	19,763,384	—	592,902	—	—
KAGY Holding Company, Inc. (AGY Holding Corp.)									
Preferred Stock	3,266,124	240,651	—	(224,349)	3,282,426	—	—	—	240,649
M&M Tradition Holdings Corp.									
Common Stock	13,500,000	—	(5,000,000)	(8,500,000)	— †	9,286,910	—	—	—
Penton Business Media Holdings, LLC									
Limited Liability Co. Interest	70,182,000	—	—	—	70,182,000	—	—	—	—
United Subcontractors, Inc.									
Senior Secured Loan	6,349,276	32,046	—	(32,048)	6,349,274	—	99,672	—	—
USI Senior Holdings, Inc.:									
Common Stock	58,869,933	—	—	4,052,800	62,922,733	—	—	—	—
Preferred Stock	7,823,940	—	—	—	7,823,940	—	—	—	—
<b>Totals</b>	<b>\$ 211,155,607</b>	<b>\$ 631,843</b>	<b>\$(7,000,000)</b>	<b>\$ (4,194,074)</b>	<b>\$ 200,593,376</b>	<b>\$ 9,286,910</b>	<b>\$1,578,568</b>	<b>\$ —</b>	<b>\$ 402,679</b>

\* Gross additions include increases in the cost basis of investments resulting from new portfolio investments, payment-in-kind (“PIK”) interest or dividends, the amortization of unearned income, the exchange of one or more existing securities for one or more new securities and the movement of an existing portfolio company into this category from a different category.

\*\* Gross reductions include decreases in the cost basis of investments resulting from principal collections related to investment repayments or sales, the exchange of one or more existing securities for one or more new securities and the movement of an existing portfolio company out of this category into a different category.

† Investment no longer held as of March 31, 2015.

The aggregate fair value of non-controlled, affiliated investments at March 31, 2015 represents 25.4% of the Company’s net assets.

- (f) Transaction and other information for “controlled” investments under the Investment Company Act of 1940, whereby the Company owns more than 25% of the portfolio company’s outstanding voting securities.
- (g) Non-U.S. company or principal place of business outside the U.S.
- (h) Original purchase denominated in Canadian dollars.
- (i) Security is exempt from registration under Rule 144A of the Securities Act of 1933. Such securities may be resold in transactions that are exempt from registration, normally to qualified institutional buyers. In the aggregate, these securities represent 16.5% of the Company’s net assets at March 31, 2015.
- (j) BDCs are required to invest at least 70% of their total assets primarily in securities of private or thinly traded U.S. public companies, cash, cash equivalents, U.S. Government securities and other high quality debt investments that mature in one year or less. The securities referenced represent either fully or partially non-qualified assets for purposes of this requirement.
- (k) The Company is the sole stockholder of BKC ASW Blocker, Inc., a consolidated subsidiary, which is the beneficiary of less than 5% of the voting securities of U.S. Well Services, LLC and thus a non-controlled, non-affiliated investment.
- (l) The Company is the sole stockholder of BKC ASW Blocker, Inc., a consolidated subsidiary, which is the beneficiary of more than 25% of the voting securities of Westward Dough Holdings, LLC and thus a controlled investment.
- (m) The Company is the sole stockholder of BKC-WBS, LLC, a consolidated subsidiary, which is the beneficiary of more than 25% of the voting securities of WBS Group LLC and thus a controlled investment.

	Fair Value at December 31, 2014	Gross Additions (Cost)*	Gross Reductions (Cost)**	Net Unrealized Gain (Loss)	Fair Value at March 31, 2015	Three Months Ended March 31, 2015				
						Net Realized Gain (Loss)	Interest Income	Fee Income	Dividend Income	
<b>Controlled Investments</b>										
Bankruptcy Management Solutions, Inc.:										
Senior Secured Loan, First Lien, A	\$ 1,875,837	\$ 7,480	\$ (12,240)	\$ (7,111)	\$ 1,863,966	\$ —	\$ 29,236	\$ 25,000	\$ —	
Senior Secured Loan, First Lien, B	10,197,193	122,231	(75,046)	(111,730)	10,132,648	—	329,732	—	—	
Common Stock	23,997,165	—	—	(77,446)	23,919,719	—	—	—	—	
Warrants	2,206,924	—	—	(88,152)	2,118,772	—	—	—	—	
Gordon Brothers Finance Company:										
Unsecured Debt	71,032,057	9,867,810	(10,588,888)	—	70,310,979	—	2,103,750	—	—	
Preferred Stock	12,985,556	3,099,542	—	—	16,085,098	—	—	125,683	468,263	
Common Stock	10,598,300	—	—	(87,630)	10,510,670	—	—	—	—	
Red Apple Stores Inc.:										
Unsecured Debt	3,273,054	130,138	(6,582,092)	3,178,900	— †	(6,377,901)	130,138	—	—	
Senior Secured Loan	21,800,000	1,250,000	—	—	23,050,000	—	598,598	—	—	
Preferred Stock	—	233,686	—	(28,609)	205,077	—	—	—	29,494	
Common Stock	—	—	(665,783)	665,783	—	—	—	—	—	
WBS Group LLC:										
Senior Secured Loan, First Lien	27,284,255	—	—	—	27,284,255	—	648,001	—	—	
Senior Secured Loan, Second Lien Limited Liability Co. Interest	20,249,190	44,556	—	(544,536)	19,749,210	—	700,780	—	—	
Westward Dough Operating Company, LLC										
Senior Secured Loan	6,590,896	—	—	—	6,590,896	—	148,295	—	—	
Westward Dough Holdings, LLC										
Limited Liability Co. Interest	2,233,000	—	—	98,000	2,331,000	—	—	—	—	
<b>Totals</b>	<b>\$ 214,323,427</b>	<b>\$ 14,755,443</b>	<b>\$ (17,924,049)</b>	<b>\$ 2,997,469</b>	<b>\$ 214,152,290</b>	<b>\$ (6,377,901)</b>	<b>\$ 4,688,530</b>	<b>\$ 150,683</b>	<b>\$ 497,757</b>	

\* Gross additions include increases in the cost basis of investments resulting from new portfolio investments, PIK interest or dividends, the amortization of unearned income, the exchange of one or more existing securities for one or more new securities and the movement of an existing portfolio company into this category from a different category.

\*\* Gross reductions include decreases in the cost basis of investments resulting from principal collections related to investment repayments or sales, the exchange of one or more existing securities for one or more new securities and the movement of an existing portfolio company out of this category into a different category.

† Investment no longer held at March 31, 2015.

The aggregate fair value of controlled investments at March 31, 2015 represents 27.1% of the Company's net assets.

- (n) Security bears interest at a floating rate that may or may not include an interest rate floor.
- (o) Interest may be paid in cash or PIK, or a combination thereof which is generally at the option of the borrower. PIK earned is included in the cost basis of the security. PIK represented approximately 2.2% of interest income earned for the three months ended March 31, 2015. In accordance with the Company's policy, PIK may be recorded on an effective yield basis.
- (p) This investment is deemed significant under the SEC Rule 4-08(g). At March 31, 2015 total assets of Gordon Brothers Finance Company were \$253.2 million and net loss for the three months ended March 31, 2015 was \$1.2 million. Gordon Brothers Finance Company commenced operations on October 31, 2014.

**BlackRock Capital Investment Corporation**

**Consolidated Schedules of Investments**

**December 31, 2014**

<u>Portfolio Company</u>	<u>Industry(a)</u>	<u>Interest Rate</u>	<u>Maturity</u>	<u>Principal Amount or Number of Shares/Units</u>	<u>Cost(b)</u>	<u>Fair Value(c)</u>
<b>Senior Secured Notes—13.0%</b>						
Advanced Lighting Technologies, Inc., First Lien(j)	<i>Lighting</i>	10.50%	6/1/19	\$ 20,000,000	\$ 19,661,100	\$ 16,000,000
AGY Holding Corp., Second Lien(e)(j)	<i>Glass</i>					
	<i>Yarns/Fibers</i>	11.00%	12/15/16	21,762,500	20,262,404	20,021,500
American Piping Products, Inc., Second Lien(j)	<i>Distribution</i>	12.88%	11/15/17	10,000,000	9,878,458	10,200,000
BPA Laboratories Inc., First Lien(j)	<i>Healthcare</i>					
	<i>Services</i>	12.25%	4/1/17	35,078,000	34,506,945	35,078,000
New Gulf Resources, LLC, First Lien(j)	<i>Energy</i>	11.75%	5/15/19	21,000,000	20,830,917	20,160,000
<b>Total Senior Secured Notes</b>					<u>105,139,824</u>	<u>101,459,500</u>
<b>Unsecured Debt—22.3%</b>						
Gordon Brothers Finance Company(g)(o)(q)	<i>Specialty Finance</i>	12.00%	10/31/21	71,032,057	71,032,057	71,032,057
Higginbotham Insurance Holdings, Inc.(o)	<i>Insurance</i>	9.75%	6/11/19	36,750,000	36,750,000	36,750,000
QHB Holdings LLC(p)	<i>Materials</i>	16.00%	12/17/19	20,000,000	20,000,000	20,000,000
Red Apple Stores Inc.(g)(h)(k)(p)	<i>Discount Stores</i>	18.00%	7/11/17	6,546,107	6,451,954	3,273,054
SVP Worldwide Ltd.(h)(k)(p)	<i>Consumer Products</i>	14.00%	6/27/18	44,619,592	44,619,592	43,504,102
<b>Total Unsecured Debt</b>					<u>178,853,603</u>	<u>174,559,213</u>
<b>Subordinated Debt—6.4%</b>						
Advantage Insurance Holdings Ltd.(e)(h)(j)(k)	<i>Insurance</i>	12.00%	9/30/15	3,000,000	3,000,000	3,000,000
Automobile Protection Corporation—APCO(o)	<i>Insurance</i>	9.76%	6/17/19	25,000,000	25,000,000	25,000,000
New Gulf Resources, LLC(j)(p)	<i>Energy</i>	12.00%	11/15/19	4,248,000	3,766,802	2,124,000
The Pay-O-Matic Corp.(p)	<i>Financial Services</i>	14.00%	9/30/16	20,400,000	20,400,000	20,400,000
<b>Total Subordinated Debt</b>					<u>52,166,802</u>	<u>50,524,000</u>
<b>Senior Secured Loans—85.1%(f)</b>						
Accriva Diagnostics, Inc., First Lien	<i>Healthcare</i>	12.25%	1/17/19	\$ 21,000,000	\$ 21,000,000	\$ 21,000,000
AGY Holding Corp., Second Lien(e)	<i>Glass</i>					
	<i>Yarns/Fibers</i>	12.00%	9/15/16	19,763,384	19,763,384	19,763,384
AL Solutions, Inc., Term Loan B, Second Lien(p)	<i>Metals</i>	5.00%	12/31/19	74,702	—	—

**BlackRock Capital Investment Corporation**  
**Consolidated Schedules of Investments—(continued)**  
**December 31, 2014**

<u>Portfolio Company</u>	<u>Industry(a)</u>	<u>Interest Rate</u>	<u>Maturity</u>	<u>Principal Amount or Number of Shares/Units</u>	<u>Cost(b)</u>	<u>Fair Value(c)</u>
Bankruptcy Management Solutions, Inc., Term Loan A, First Lien(g)(o)	<i>Financial Services</i>	4.50%	6/27/17	1,933,852	1,864,788	1,875,837
Bankruptcy Management Solutions, Inc., Term Loan B, First Lien(g)(o)	<i>Financial Services</i>	7.00%	6/27/18	11,857,195	10,297,730	10,197,193
GSE Environmental, Inc., First Lien(o)	<i>Manufacturing</i>	11.00%	8/11/21	42,352,941	42,352,941	42,352,941
Hunter Defense Technologies, Inc., Second Lien(o)	<i>Defense</i>	11.00%	2/5/20	45,000,000	45,000,000	45,000,000
JLL Pioneer Inc., Second Lien(o)	<i>Building Products</i>	9.50%	12/31/20	20,000,000	20,000,000	20,000,000
K2 Pure Solutions Nocal, L.P. First Lien(o)	<i>Chemicals</i>	10.00%	8/19/19	19,750,000	19,446,168	19,750,000
Learfield Communications, Inc., Second Lien(o)	<i>Media and Entertainment</i>	8.75%	10/9/21	3,000,000	2,977,889	2,977,889
MD America Energy, LLC, First Lien(o)	<i>Energy</i>	9.50%	8/4/19	20,000,000	19,078,302	19,600,000
MediMedia USA, Inc., First Lien(o)	<i>Information Services</i>	8.00%	11/20/18	14,825,358	14,616,580	14,825,358
MediMedia USA, Inc., Second Lien(o)	<i>Information Services</i>	12.25%	11/20/19	60,000,000	58,643,192	58,200,000
Novolex Holdings, Inc., Second Lien(o)	<i>Manufacturing</i>	9.75%	6/5/22	5,000,000	4,875,369	4,875,369
Oxford Mining Company, LLC, First Lien(o)(p)	<i>Energy</i>	12.25%	12/31/18	14,830,508	14,830,508	14,830,508
Pre-Paid Legal Services, Inc., Second Lien(o)	<i>Legal Services</i>	9.75%	7/1/20	25,000,000	24,704,338	25,000,000
Quality Home Brands Holdings LLC, Second Lien(o)	<i>Materials</i>	11.75%	6/17/19	40,000,000	40,000,000	40,000,000
Red Apple Stores Inc., Second Lien(g)(h)(k)	<i>Discount Stores</i>	16.00%	1/11/17	21,800,000	21,800,000	21,800,000
Road Infrastructure Investment, LLC, Second Lien(o)	<i>Manufacturing</i>	7.75%	9/30/21	9,000,000	8,266,249	8,266,249
Royal Adhesives and Sealants, LLC, Second Lien(o)	<i>Chemicals</i>	9.75%	1/31/19	6,000,000	5,911,071	6,047,498
Shoreline Energy LLC, Second Lien(o)	<i>Energy</i>	10.25%	3/30/19	28,750,000	28,082,037	27,168,749
SOURCEHOV, LLC, First Lien(o)	<i>Business Services</i>	7.75%	10/31/19	\$ 5,000,000	\$ 4,854,264	\$ 4,854,264
SOURCEHOV, LLC, Second Lien(o)	<i>Business Services</i>	11.50%	4/30/20	5,000,000	4,802,376	4,802,376
Sur La Table, Inc., First Lien	<i>Consumer Products</i>	12.00%	7/28/17	50,000,000	50,000,000	50,500,000



**BlackRock Capital Investment Corporation**  
**Consolidated Schedules of Investments—(continued)**  
**December 31, 2014**

<u>Portfolio Company</u>	<u>Industry(a)</u>	<u>Interest Rate</u>	<u>Maturity</u>	<u>Principal Amount or Number of Shares/Units</u>	<u>Cost(b)</u>	<u>Fair Value(c)</u>
U.S. Well Services, LLC, First Lien(o)	<i>Energy</i>	12.00%	5/2/19	43,395,839	43,395,839	43,395,839
United Subcontractors, Inc., First Lien(e)(o)(p)	<i>Building and Construction</i>	4.26%	6/30/15	6,349,276	6,295,586	6,349,276
Vertellus Specialties Inc., First Lien(o)	<i>Specialty Chemicals</i>	10.50%	10/31/19	54,862,500	54,862,500	54,862,500
Water Pik, Inc., Second Lien(o)	<i>Consumer Products</i>	9.75%	1/8/21	22,868,421	22,195,683	22,868,421
WBS Group LLC, First Lien(g)(o)	<i>Software</i>	9.50%	6/30/15	27,284,255	27,284,255	27,284,255
WBS Group LLC, Second Lien(g)(o)	<i>Software</i>	10.50%	12/31/15	24,999,000	24,833,200	20,249,190
Westward Dough Operating Company, LLC, First Lien(g)	<i>Restaurants</i>	9.00%	3/2/17	6,590,896	6,590,896	6,590,896
<b>Total Senior Secured Loans</b>					<u>668,625,145</u>	<u>665,287,992</u>
<b>Preferred Stock—5.2%</b>						
Advantage Insurance Holdings Ltd.(e)(h)(j)(k)	<i>Insurance</i>	8.00%		750,000	8,215,588	8,379,450
KAGY Holding Company, Inc. (AGY Holding Corp.)(e)	<i>Glass Yarns/Fibers</i>	20.00%		22,960	5,954,917	3,266,124
Gordon Brothers Finance Company(g)(q)	<i>Specialty Finance</i>	13.50%		12,986	12,985,556	12,985,556
Progress Financial Corporation, Series F-1(d)	<i>Financial Services</i>			963,710	740,313	2,842,945
Progress Financial Corporation, Series G(d)	<i>Financial Services</i>			1,758,256	2,013,112	5,186,855
USI Senior Holdings, Inc. (United Subcontractors)(d)(e)	<i>Building and Construction</i>			260,798	5,374,317	7,823,940
<b>Total Preferred Stock</b>					<u>35,283,803</u>	<u>40,484,870</u>
<b>Common Stock—13.7%(d)</b>						
Bankruptcy Management Solutions, Inc.(g)	<i>Financial Services</i>			368,790	16,654,505	23,997,165
DynaVox Inc.(l)	<i>Augmentative Communication Products</i>			272,369	758,069	13,618
Gordon Brothers Finance Company(g)(q)	<i>Specialty Finance</i>			10,598	\$ 10,598,300	\$ 10,598,300
M & M Tradition Holdings Corp.(e)	<i>Sheet Metal Fabrication</i>			500,000	5,000,000	13,500,000
Red Apple Stores Inc.(g)(h)(i)(k)	<i>Discount Stores</i>			8,756,859	7,561,626	—

**BlackRock Capital Investment Corporation**  
**Consolidated Schedules of Investments—(continued)**  
**December 31, 2014**

<u>Portfolio Company</u>	<u>Industry(a)</u>	<u>Interest Rate</u>	<u>Maturity</u>	<u>Principal Amount or Number of Shares/Units</u>	<u>Cost(b)</u>	<u>Fair Value(c)</u>
Tygem Holdings, Inc., Class A	<i>Metals</i>			30,000	—	—
USI Senior Holdings, Inc. (United Subcontractors)(e)	<i>Building and Construction</i>			260,798	9,019,888	58,869,933
<b>Total Common Stock</b>					<u>49,592,388</u>	<u>106,979,016</u>
<b>Limited Partnership/Limited Liability Company</b>						
<b>Interests—12.6%</b>						
ECI Cayman Holdings, LP(d)(h)(j)(k)	<i>Electronics</i>			3,184	3,183,840	3,916,766
Higginbotham Investment Holdings, LLC(d)	<i>Insurance</i>			1,163	726,745	1,932,559
Marquette Transportation Company Holdings, LLC(d) (m)	<i>Transportation</i>			25,000	5,000,000	8,841,000
Marsico Holdings, LLC(d)(j)	<i>Financial Services</i>			91,445	1,848,077	5,487
Penton Business Media Holdings, LLC(d)(e)	<i>Information Services</i>			226	9,050,000	70,182,000
PG Holdco, LLC	<i>Healthcare Services</i>			333	495,388	495,388
PG Holdco, LLC, Class A(d)	<i>Healthcare Services</i>			16,667	166,667	613,806
Sentry Security Systems Holdings, LLC(d)	<i>Security Services</i>			147,271	147,271	20,618
Sentry Security Systems Holdings, LLC	<i>Security Services</i>	8.00%		602,729	1,106,660	1,106,660
U.S. Well Services, LLC(j)(r)	<i>Energy</i>	8.00%		8,000	8,078,222	9,244,444
WBS Group LLC(d)(g)(n)	<i>Software</i>			100	1,000	—
Westward Dough Holdings, LLC, Class A(d)(g)	<i>Restaurants</i>			350,000	9,260,324	2,233,000
<b>Total Limited Partnership/Limited Liability Company Interests</b>					<u>39,064,194</u>	<u>98,591,728</u>
<b>Equity Warrants/Options—2.5%(d)</b>						
Bankruptcy Management Solutions, Inc., Tranche A(g)	<i>Financial Services</i>		expire 6/27/18	28,464	\$ 375,040	\$ 711,315
Bankruptcy Management Solutions, Inc., Tranche B(g)	<i>Financial Services</i>		expire 6/27/19	30,654	342,295	638,523

**BlackRock Capital Investment Corporation**  
**Consolidated Schedules of Investments—(continued)**  
**December 31, 2014**

<u>Portfolio Company</u>	<u>Industry(a)</u>	<u>Interest Rate</u>	<u>Maturity</u>	<u>Principal Amount or Number of Shares/Units</u>	<u>Cost(b)</u>	<u>Fair Value(c)</u>
Bankruptcy Management Solutions, Inc., Tranche C(g)	Financial Services		expire 6/27/20	45,981	468,803	857,086
Facet Investment, Inc.	Medical Devices		expire 1/18/21	1,978	250,000	—
Marsico Parent Superholdco, LLC(j)	Financial Services		expire 12/14/19	455	444,450	—
New Gulf Resources, LLC(j)	Energy		expire 5/9/24	4,000	506,505	—
Progress Financial Corporation	Financial Services		expire various	6,959,220	3,183,106	17,054,745
Twin River Worldwide Holdings, Inc., Contingent Value Rights	Gaming		expire 11/5/17	1,000	5,000	568,750
<b>Total Equity Warrants/Options</b>					<u>5,575,199</u>	<u>19,830,419</u>
<b>TOTAL INVESTMENTS—160.8%</b>					<u>\$ 1,134,300,958</u>	<u>1,257,716,738</u>
<b>OTHER ASSETS &amp; LIABILITIES (NET)—(60.8)%</b>						<u>(475,757,570)</u>
<b>NET ASSETS—100.0%</b>						<u>\$ 781,959,168</u>

(a) Unaudited

(b) Represents amortized cost for fixed income securities and cost for preferred and common stock, limited partnership/limited liability company interests and equity warrants/options.

(c) Fair value is determined by or under the direction of the Company's Board of Directors. See Note 2 for further details.

(d) Non-income producing securities at December 31, 2014.

(e) Transaction and other information for "non-controlled, affiliated" investments under the Investment Company Act of 1940, whereby the Company owns 5% or more (but not more than 25%) of the portfolio company's outstanding voting securities.

(f) Approximately 82% of the senior secured loans of the Company's portfolio companies bear interest at a floating rate that may be determined by reference to the London Interbank Offered Rate (LIBOR) or other base rate (commonly the Federal Funds Rate or the Prime Rate), at the borrower's option. In addition, approximately 81% of such senior secured loans have floors of 0.50% to 1.50%. The borrower under a senior secured loan generally has the option to select from interest reset periods of one, two, three or six months and may alter that selection at the end of any reset period. The stated interest rate represents the weighted average interest rate at December 31, 2014 of all contracts within the specified loan facility.

Non-controlled, Affiliated Investments	Fair Value at December 31, 2013	Gross Additions (Cost)*	Gross Reductions (Cost)**	Net Unrealized Gain (Loss)	Fair Value at December 31, 2014	For the Year Ended December 31, 2014				
						Net Realized Gain (Loss)	Interest Income	Fee Income	Dividend Income	
Advantage Insurance Holdings Ltd.:										
Subordinated Debt	\$ —	\$ 7,395,373	\$ (4,395,373)	\$ —	\$ 3,000,000	\$ —	\$ 264,518	\$ —	\$ —	\$ —
Preferred Stock	5,100,822	3,114,766	—	163,862	8,379,450	—	—	—	—	489,764
AGY Holding Corp.:										
Senior Secured Note	19,151,000	799,894	—	70,606	20,021,500	—	3,193,769	—	—	—
Senior Secured Loan	7,964,650	11,798,734	—	—	19,763,384	—	1,287,111	—	—	—
BKC CLO 2014-1, Ltd.										
Preferred Stock	—	6,972,000	(6,972,000)	—	— †	423,373	—	—	—	—
KAGY Holding Company, Inc. (AGY Holding Corp.)										
Preferred Stock	4,732,950	938,398	—	(2,405,224)	3,226,124	—	—	—	—	938,396
M&M Tradition Holdings Corp.										
Common Stock	9,250,000	—	—	4,250,000	13,500,000	—	—	—	—	—
Penton Business Media Holdings, LLC										
Limited Liability Co. Interest	36,441,130	—	—	33,740,870	70,182,000	—	—	—	—	—
United Subcontractors, Inc.										
Senior Secured Loan	5,015,119	1,361,655	—	(27,498)	6,349,276	—	343,999	—	—	—
USI Senior Holdings, Inc.:										
Common Stock	21,575,553	5,205,607	—	32,088,773	58,869,933	—	—	—	—	—
Preferred Stock	6,262,254	1,561,682	—	4	7,823,940	—	—	—	—	—
VSS-AHC Consolidated Holdings Corp. (Advanstar Global LLC)										
Preferred Stock	5,208,213	801,577	(6,009,790)	—	— †	—	—	—	—	801,578
VSS-AHC Holdings LLC. (Advanstar Global LLC)										
Limited Liability Co. Interest	13,394,600	—	(6,150,647)	(7,243,953)	— †	14,086,551	—	—	—	—
Totals	\$ 134,096,291	\$ 39,949,686	\$ (23,527,810)	\$ 60,637,440	\$ 211,155,607	\$ 14,509,924	\$ 5,089,397	\$ —	\$ —	\$ 2,229,738

\* Gross additions include increases in the cost basis of investments resulting from new portfolio investments, payment-in-kind ("PIK") interest or dividends, the amortization of unearned income, the exchange of one or more existing securities for one or more new securities and the movement of an existing portfolio company into this category from a different category.

\*\* Gross reductions include decreases in the cost basis of investments resulting from principal collections related to investment repayments or sales, the exchange of one or more existing securities for one or more new securities and the movement of an existing portfolio company out of this category into a different category.

† Investment no longer held as of December 31, 2014.

The aggregate fair value of non-controlled, affiliated investments at December 31, 2014 represents 27.0% of the Company's net assets.

- (g) Transaction and other information for "controlled" investments under the Investment Company Act of 1940, whereby the Company owns more than 25% of the portfolio company's outstanding voting securities.
- (h) Non-U.S. company or principal place of business outside the U.S.
- (i) Original purchase denominated in Canadian dollars.
- (j) Security is exempt from registration under Rule 144A of the Securities Act of 1933. Such securities may be resold in transactions that are exempt from registration, normally to qualified institutional buyers. In the aggregate, these securities represent 16.4% of the Company's net assets at December 31, 2014.

- (k) BDCs are required to invest at least 70% of their total assets primarily in securities of private or thinly traded U.S. public companies, cash, cash equivalents, U.S. Government securities and other high quality debt investments that mature in one year or less. The securities referenced represent either fully or partially non-qualified assets for purposes of this requirement.
- (l) During the period DynaVox completed an exchange of the outstanding L.L.C. units into an equivalent number of common shares.
- (m) The Company is the sole stockholder of BKC MTCH Blocker, Inc., a consolidated subsidiary, which is the beneficiary of less than 5% of the voting securities of Marquette Transportation Company Holdings, LLC and thus a non-controlled, non-affiliated investment.
- (n) The Company is the sole stockholder of BKC-WBS, LLC, a consolidated subsidiary, which is the beneficiary of more than 25% of the voting securities of WBS Group LLC and thus a controlled investment.

	For the Year Ended December 31, 2014								
	Fair Value at December 31, 2013	Gross Additions (Cost)*	Gross Reductions (Cost)**	Net Unrealized Gain (Loss)	Fair Value at December 31, 2014	Net Realized Gain (Loss)	Interest Income	Fee Income	Dividend Income
<b>Controlled Investments</b>									
<b>Bankruptcy Management Solutions, Inc.:</b>									
Senior Secured Loan, First Lien, A	\$ 1,596,458	\$ 364,652	\$ (45,314)	\$ (39,959)	\$ 1,875,837	\$ —	\$ 113,543	\$ 250,000	\$ —
Senior Secured Loan, First Lien, B	10,458,655	513,273	(304,033)	(470,702)	10,197,193	—	1,368,109	—	—
Common Stock	17,242,928	—	—	6,754,237	23,997,165	—	—	—	—
Warrants	1,193,880	—	—	1,013,044	2,206,924	—	—	—	—
<b>ECI Holdco, Inc.</b>									
Common Stock	68,604,042	302,973	(23,380,670)	(45,526,345)	— †	48,129,867	—	—	—
<b>Gordon Brothers Finance Company:</b>									
Unsecured Debt	—	71,032,057	—	—	71,032,057	—	1,467,996	2,968,701	—
Preferred Stock	—	12,985,556	—	—	12,985,556	—	—	—	301,914
Common Stock	—	10,598,300	—	—	10,598,300	—	—	—	—
<b>Red Apple Stores Inc.:</b>									
Unsecured Debt	5,454,365	997,589	—	(3,178,900)	3,273,054	—	997,589	—	—
Senior Secured Loan	20,000,000	1,800,000	—	—	21,800,000	—	3,285,850	—	—
Common Stock	8,242,821	273,127	(954,322)	(7,561,626)	—	—	—	—	—
<b>WBS Group LLC:</b>									
Senior Secured Loan, First Lien	27,284,255	—	—	—	27,284,255	—	1,965,603	—	—
Senior Secured Loan, Second Lien	24,999,000	180,930	—	(4,930,740)	20,249,190	—	2,788,250	—	—
Limited Liability Co. Interest	6,056,783	—	—	(6,056,783)	—	—	868,021	—	—
<b>Westward Dough Operating Company, LLC</b>									
Senior Secured Loan	6,656,805	—	—	(65,909)	6,590,896	—	438,661	—	—
<b>Westward Dough Holdings, LLC</b>									
Limited Liability Co. Interest	4,781,000	—	—	(2,548,000)	2,233,000	—	—	—	—
<b>Totals</b>	<u>\$ 202,570,992</u>	<u>\$ 99,048,457</u>	<u>\$ (24,684,339)</u>	<u>\$ (62,611,683)</u>	<u>\$ 214,323,427</u>	<u>\$ 48,129,867</u>	<u>\$ 13,293,622</u>	<u>\$ 3,218,701</u>	<u>\$ 301,914</u>

\* Gross additions include increases in the cost basis of investments resulting from new portfolio investments, PIK interest or dividends, the amortization of unearned income, the exchange of one or more existing securities for one or more new securities and the movement of an existing portfolio company into this category from a different category.

\*\* Gross reductions include decreases in the cost basis of investments resulting from principal collections related to investment repayments or sales, the exchange of one or more existing securities for one or more new securities and the movement of an existing portfolio company out of this category into a different category.

† Investment no longer held at December 31, 2014.

The aggregate fair value of controlled investments at December 31, 2014 represents 27.4% of the Company's net assets.

- (o) Security bears interest at a floating rate that may or may not include an interest rate floor.
- (p) Interest may be paid in cash or PIK, or a combination thereof which is generally at the option of the borrower. PIK earned is included in the cost basis of the security. PIK represented approximately 2.4% of

interest income earned for the year ended December 31, 2014. In accordance with the Company's policy, PIK may be recorded on an effective yield basis.

(q) This investment is deemed significant under the SEC Rule 4-08(g). At December 31, 2014 total assets of Gordon Brothers Finance Company were \$265.2 million and net income for the period ended December 31, 2014 was \$48.0 thousand. Gordon Brothers Finance Company commenced operations on October 31, 2014.

(r) The Company is the sole stockholder of BKC ASW Blocker, Inc., a consolidated subsidiary, which is the beneficiary of less than 5% of the voting securities of U.S. Well Services, LLC and thus a non-controlled, non-affiliated investment.

**BlackRock Capital Investment Corporation**  
**Notes to Consolidated Financial Statements (Unaudited)**

**1. Organization**

BlackRock Capital Investment Corporation (the “Company”), formerly known as BlackRock Kelso Capital Corporation and subsidiaries was organized as a Delaware corporation on April 13, 2005 and was initially funded on July 25, 2005. The Company has elected to be regulated as a business development company (“BDC”) under the Investment Company Act of 1940 (the “1940 Act”). In addition, for tax purposes the Company has qualified and has elected to be treated as a regulated investment company (“RIC”) under the Internal Revenue Code of 1986 (the “Code”).

The Company’s investment objective is to generate both current income and capital appreciation through debt and equity investments. The Company invests primarily in middle-market companies in the form of senior and junior secured and unsecured debt securities and loans, each of which may include an equity component, and by making direct preferred, common and other equity investments in such companies.

**2. Significant accounting policies**

***Unaudited Interim Consolidated Financial Statements***

The accompanying consolidated financial statements are prepared in accordance with accounting principles generally accepted in the United States of America (“GAAP”). The Company is an investment company following the accounting and reporting guidance in Financial Accounting Standards Board (“FASB”) Accounting Standards Codification (“ASC”) 946, Financial Services-Investment Company (“ASC 946”).

Certain financial information that is normally included in annual financial statements, including certain financial statement footnotes, prepared in accordance with GAAP, is not required for interim reporting purposes and has been condensed or omitted herein. These consolidated financial statements should be read in conjunction with the Company’s consolidated financial statements and notes related thereto included in the Company’s Annual Report on Form 10-K for the year ended December 31, 2014, which was filed with the Securities and Exchange Commission (“SEC”) on March 5, 2015.

***Basis of Presentation***

The preparation of consolidated financial statements in conformity with GAAP requires management to make estimates and assumptions that affect the reported amounts of assets and liabilities as of the date of the consolidated financial statements and the reported amounts of income and expenses during the reported period. Changes in the economic environment, financial markets and any other parameters used in determining these estimates could cause actual results to differ and such differences could be material.

The accompanying consolidated financial statements include the accounts of the Company and its subsidiaries, which were established to hold certain investments of the Company. The Company owns 100% of each subsidiary and, as such, the subsidiaries are consolidated into the Company’s consolidated financial statements. The subsidiaries hold investments which are treated as pass through entities for tax purposes. By investing through these 100% owned subsidiaries, the Company is able to benefit from corporate tax treatment for these entities and thereby create a tax structure that is more advantageous with respect to the RIC status of the Company. Transactions between the Company and subsidiaries, to the extent they occur, are eliminated in consolidation.

***Investments***

Security transactions are accounted for on the trade date unless there are substantial conditions to the purchase. Realized gains or losses are measured by the difference between the net proceeds from the sale and the



amortized cost basis of the investment. Unrealized gains or losses primarily reflect the change in investment values, including the reversal of previously recorded unrealized gains or losses when gains or losses are realized. Realized gains or losses on the disposition of investments are calculated using the specific identification method.

Investments for which market quotations are readily available are valued at such market quotations unless they are deemed not to represent fair value. The Company obtains market quotations, when available, from an independent pricing service or one or more broker-dealers or market makers and utilizes the average of the range of bid and ask quotations. Debt and equity securities for which market quotations are not readily available or for which market quotations are deemed not to represent fair value are valued at fair value as determined in good faith by or under the direction of the Company's Board of Directors.

Because the Company expects that there will not be a readily available market for substantially all of the investments in its portfolio, the Company expects to value substantially all of its portfolio investments at fair value as determined in good faith by or under the direction of the Board of Directors using a consistently applied valuation process in accordance with a documented valuation policy that has been reviewed and approved by the Board of Directors. Due to the inherent uncertainty and subjectivity of determining the fair value of investments that do not have a readily available market value, the fair value of the Company's investments may differ significantly from the values that would have been used had a readily available market value existed for such investments and may differ materially from the values that the Company may ultimately realize.

In addition, changes in the market environment and other events may have differing impacts on the market quotations used to value some of the Company's investments than on the fair values of the Company's investments for which market quotations are not readily available. Market quotations may be deemed not to represent fair value in certain circumstances where BlackRock Advisors LLC, the Company's investment advisor (the "Advisor"), believes that facts and circumstances applicable to an issuer, a seller or purchaser or the market for a particular security cause current market quotations to not reflect the fair value of the security. Examples of these events could include cases where a security trades infrequently causing a quoted purchase or sale price to become stale, where there is a "forced" sale by a distressed seller, where market quotations vary substantially among market makers, or where there is a wide bid-ask spread or significant increase in the bid-ask spread.

With respect to the Company's investments for which market quotations are not readily available or for which market quotations are deemed not to represent fair value, the Board of Directors has approved a multi-step valuation process applied each quarter, as described below:

(i) The quarterly valuation process begins with each portfolio company or investment being initially evaluated and rated by the investment professionals of the Advisor responsible for the portfolio investment;

(ii) The investment professionals provide recent portfolio company financial statements and other reporting materials to independent valuation firms engaged by the Board of Directors, such firms conduct independent appraisals each quarter and their preliminary valuation conclusions are documented and discussed with senior management of the Advisor;

(iii) The audit committee of the Board of Directors reviews the preliminary valuations prepared by the independent valuation firms; and

(iv) The Board of Directors discusses valuations and determines the fair value of each investment in the portfolio in good faith based on the input of the Advisor, the respective independent valuation firms and the audit committee.

Those investments for which market quotations are not readily available or for which market quotations are deemed not to represent fair value are valued utilizing a market approach, an income approach, or both approaches, as appropriate. The market approach uses prices and other relevant information generated by market

transactions involving identical or comparable assets or liabilities (including a business). The income approach uses valuation techniques to convert future amounts (for example, cash flows or earnings) to a single present amount (discounted). The measurement is based on the value indicated by current market expectations about those future amounts. In following these approaches, the types of factors that the Company may take into account in determining the fair value of its investments include, as relevant and among other factors: available current market data, including relevant and applicable market trading and transaction comparables, applicable market yields and multiples, security covenants, call protection provisions, information rights, the nature and realizable value of any collateral, the portfolio company's ability to make payments, (e.g. non-performance risk), its earnings and discounted cash flows, the markets in which the portfolio company does business, comparisons of financial ratios of peer companies that are public, M&A comparables, the Company's principal market (as the reporting entity) and enterprise values.

Until the end of the second calendar quarter following its acquisition, each unquoted investment in a new portfolio company generally is held at amortized cost, which the Advisor believes approximates fair value under the circumstances. As of that date, an independent valuation firm conducts an initial independent appraisal of the investment.

Accounting Standards Codification ("ASC") 820-10, *Fair Value Measurements and Disclosures* ("ASC 820-10"), issued by the Financial Accounting Standards Board ("FASB"), defines fair value, establishes a framework for measuring fair value and requires disclosures about fair value measurements. See Note 10 for further details.

#### ***Cash and Cash Equivalents***

Cash equivalents include short-term liquid overnight investments.

#### ***Revenue recognition***

Interest income is recorded on an accrual basis and includes amortization of premiums and accretion of discounts. Discounts and premiums to par value on securities purchased are accreted/amortized into interest income over the life of the respective security. Premiums and discounts are determined based on the cash flows expected to be received for a particular investment upon maturity.

Dividend income is recorded on the ex-dividend date and is adjusted to the extent that the Company expects to collect such amounts. For loans and securities with payment-in-kind ("PIK") income, which represents contractual interest or dividends accrued and added to the principal balance and generally due at maturity, such income is accrued only to the extent that the Advisor believes that the PIK income is likely to be collected. To maintain the Company's status as a RIC, this non-cash source of income must be paid out to stockholders in the form of dividends, even though the Company has not yet collected the cash.

Fee income, such as structuring fees, origination, closing, commitment and other upfront fees are generally non-recurring and are recognized as revenue when earned. In instances where the Company does not perform significant services in connection with the related investment, fees paid to the Company may be deferred and amortized over the estimated life of the investment. Upon the prepayment of a loan or debt security, any prepayment penalties and unamortized loan origination, structuring, closing, commitment and other upfront fees are recorded as income.

#### ***U.S. Federal income taxes***

The Company has elected to be treated as a RIC under Subchapter M of the Code and operates in a manner so as to qualify for the tax treatment applicable to RICs.

In order to qualify for favorable tax treatment as a RIC, the Company is required to distribute annually to its stockholders at least 90% of its investment company taxable income, as defined by the Code. To avoid federal excise taxes, we must distribute annually at least 98% of our ordinary income and 98.2% of net capital gains from the current year and any undistributed ordinary income and net capital gains from the preceding years. The Company, at its discretion, may carry forward taxable income in excess of calendar year distributions and pay a 4% excise tax on this income. If the Company chooses to do so, all other things being equal, this would increase expenses and reduce the amount available to be distributed to stockholders. The Company will accrue excise tax on estimated undistributed taxable income as required.

Distributions from net investment income and distributions from net realized capital gains are determined in accordance with U.S. federal income tax regulations, which may differ from those amounts determined in accordance with GAAP. These book/tax differences are either temporary or permanent in nature. To the extent these differences are permanent, they are charged or credited to paid-in-capital or accumulated net realized gain (loss), as appropriate, in the period that the differences arise. Temporary and permanent differences are primarily attributable to differences in the tax treatment of certain loans and the tax characterization of income and non-deductible expenses. These differences are generally determined in conjunction with the preparation of the Company's annual RIC tax return.

Book and tax basis differences relating to stockholder distributions and other permanent book and tax differences are reclassified among the Company's capital accounts. In addition, the character of income and gains to be distributed is determined in accordance with income tax regulations that may differ from GAAP.

The Company may pay distributions in excess of its taxable net investment income. This excess would be a tax-free return of capital in the period and reduce the shareholder's tax basis in its shares. The cumulative amount is disclosed on the Consolidated Statements of Assets and Liabilities as distributions in excess of taxable net investment income. Cumulative distributions in excess of taxable net investment income are \$16,733,543 and \$15,675,925 as of March 31, 2015 and December 31, 2014, respectively.

#### ***Distributions to Common Stockholders***

Distributions to common stockholders are recorded on the ex-dividend date. The amount to be paid out as a distribution is determined by the Board of Directors. Net realized capital gains, if any, generally are distributed at least annually, although the Company may decide to retain such capital gains for investment.

The Company has adopted a dividend reinvestment plan that provides for reinvestment of distributions on behalf of stockholders, unless a stockholder elects to receive cash. As a result, if the Board of Directors authorizes, and the Company declares, a cash distribution, then stockholders who have not "opted out" of the dividend reinvestment plan will have their cash dividends automatically reinvested in additional shares of Common Stock, rather than receiving the cash distributions.

#### ***Foreign Currency***

Foreign currency amounts are translated into United States dollars on the following basis:

- (i) market value of investment securities, other assets and liabilities—at the spot exchange rate on the last business day of the period; and
- (ii) purchases and sales of investment securities, income and expenses—at the rates of exchange prevailing on the respective dates of such transactions, income or expenses.

Although net assets and fair values are presented based on the applicable foreign exchange rates described above, the Company does not isolate that portion of the results of operations resulting from changes in foreign exchange rates on investments from the fluctuations arising from changes in fair values of investments held. Such fluctuations are included with the net realized and unrealized gain or loss from investments.

Investments denominated in foreign currencies and foreign currency transactions may involve certain considerations and risks not typically associated with those of domestic origin, including unanticipated movements in the value of the foreign currency relative to the U.S. dollar.

#### ***Debt Issuance Costs***

Debt issuance costs are amortized over the term of the related debt using the straight line method, which approximates the effective interest rate method.

#### ***Equity Offering Expenses***

The Company records registration expenses related to its shelf registration statement and related SEC filings as prepaid assets. These expenses are charged as a reduction of capital upon utilization, in accordance with ASC 946, *Financial Services—Investment Companies*.

#### ***Non-Accrual Loans***

Loans or debt securities are placed on non-accrual status, as a general matter, when principal or interest payments are past due 30 days or more or when there is reasonable doubt that principal or interest will be collected. Accrued interest generally is reversed when a loan or debt security is placed on non-accrual status. Interest payments received on non-accrual loans or debt securities may be recognized as income or applied to principal depending upon management's judgment. Non-accrual loans and debt securities are restored to accrual status when past due principal and interest is paid and, in management's judgment, are likely to remain current. The Company may make exceptions to this treatment if the loan has sufficient collateral value and is in the process of collection.

#### ***Recently Issued Accounting Pronouncements***

In June 2013, the FASB issued ASU No. 2013-08, *Financial Services—Investment Companies (Topic 946): Amendments to the Scope, Measurement, and Disclosure Requirements* ("ASU 2013-08"). ASU 2013-08 changes the approach to the assessment of whether a company is an investment company, clarifies the characteristics of an investment company, provides comprehensive guidance for the investment company assessment and contains certain disclosure requirements. ASU 2013-08 is effective for interim and annual reporting periods in fiscal years that begin after December 15, 2013. Earlier application is prohibited. This update was effective for the Company for the year ended December 31, 2013, and did not have a material effect on the Company's consolidated financial statements.

In February 2015, the FASB issued ASU 2015-02, *Amendments to the Consolidation Analysis* ("ASU 2015-02"), which significantly amends the consolidation analysis required under current consolidation guidance. The amendments include changes to: (i) the VIE analysis for limited partnerships; (ii) the criteria for evaluating whether fees paid to a decision maker or a service provider are a variable interest; (iii) the effect of fee arrangements on the PB determination; (iv) the effect of related parties on the primary beneficiary determination; and (v) the consolidation evaluation for certain investment funds. This includes a scope exception for reporting entities with interests in legal entities that are required to comply with or operate in accordance with requirements similar to those in Rule 2a-7 of the Investment Company Act of 1940 for registered money market funds.

In April 2015, the FASB issued ASU 2015-03, *Simplifying the Presentation of Debt Issuance Costs* ("ASU 2015-03"), which changes the presentation of debt issuance costs in financial statements. Under ASU 2015-03, an entity presents such costs in the balance sheet as a direct deduction from the related debt liability rather than as an asset. Amortization of the costs is reported as interest expense.

ASU 2015-02 and ASU 2015-03 are effective for fiscal years, and interim periods within those fiscal years, beginning after December 15, 2015. ASU 2015-02 and ASU 2015-03 permits early adoption in an interim period with any adjustments reflected as of the beginning of the fiscal year that includes that interim period. The Company is currently evaluating the impact to the consolidated financial statements of adopting the provisions of ASU 2015-02 and ASU 2015-03.

### **3. Agreements and related party transactions**

#### ***Investment management agreement***

At a Special Meeting of the Company's Stockholders, held on February 18, 2015, the Company's stockholders approved a new investment management agreement between the Company and BlackRock Advisors, LLC to permit the Advisor to serve as the Company's investment adviser following the completion of the sale of certain assets related to managing the Company from the Company's prior investment adviser, BlackRock Kelso Capital Advisors LLC, to the Advisor (the "Transaction"). The Transaction was completed on March 6, 2015 and, pursuant to the new investment management agreement, dated as of March 6, 2015, the Company's investment activities are currently managed by the Advisor. Prior to the consummation of the Transaction, the Company had entered into an investment management agreement with BlackRock Kelso Capital Advisors LLC, the Company's previous adviser, which is referred to as the "previous agreement". The Company's current investment management agreement has the same management and incentive fees as the previous agreement until March 6, 2017 and thereafter will have different management and incentive fees.

#### ***Base Management Fee***

Under the current investment management agreement, the Advisor, subject to the overall supervision of the Board of Directors, manages the day-to-day operations and provides the Company with investment advisory services. For providing these services, the Advisor receives, until March 6, 2017, a base management fee at an annual rate of 2.0% of total assets, including any assets acquired with the proceeds of leverage, payable quarterly in arrears. After March 6, 2017, the Advisor will receive a base management fee at an annual rate of 1.75% of total assets (excluding cash), including any assets acquired with the proceeds of leverage, payable quarterly in arrears based on total asset valuation at the end of the prior quarter.

The investment management agreement became effective on March 6, 2015. Unless earlier terminated, the investment management agreement will remain in effect for a period of two years from the date it first becomes effective and will remain in effect from year-to-year thereafter if approved annually by the Board of Directors or by the affirmative vote of the holders of a majority of outstanding voting securities, including, in either case, approval by a majority of the directors who are not interested persons.

For the three months ended March 31, 2015 and 2014, the Advisor earned \$6,370,630 and \$6,160,619, respectively, in in base management fees under the investment management agreement.

#### ***Incentive Management Fee Until March 6, 2017***

The current investment management agreement provides that the Advisor or its affiliates may be entitled to an incentive management fee (the "Incentive Fee") as described below under certain circumstances until March 6, 2017. The Incentive Fee is calculated in the same manner as the incentive fee in the previous investment management agreement. The determination of the Incentive Fee, as described in more detail below, will result in the Advisor or its affiliates receiving no Incentive Fee payments if returns to stockholders do not meet an 8.0% annualized rate of return during the applicable fee measurement period, and will result in the Advisor or its affiliates receiving less than the full amount of the Incentive Fee percentage until returns to stockholders exceed an approximate 13.3% annualized rate of return during such period. Annualized rate of return in this context is computed by reference to net asset value and does not take into account changes in the market price of the common stock.

The Advisor will be entitled to receive the Incentive Fee if the performance exceeds a “hurdle rate” during different measurement periods: trailing four quarters’ periods (which apply only to the portion of the Incentive Fee based on income) and annual periods (which apply only to the portion of the Incentive Fee based on capital gains). The “trailing four quarters’ periods” for purposes of determining the income portion of the Incentive Fee payable for the three months ended March 31, 2015 and 2014 was determined by reference to the four quarter periods ended on March 31, 2015 and 2014, respectively. The term “annual period” means the period beginning on July 1 of each calendar year and ending on June 30 of the next calendar year.

The hurdle rate for each measurement period is 2.0% multiplied by net asset values at the beginning of each calendar quarter during the measurement period, calculated after giving effect to any distributions that occurred during the measurement period. A portion of the Incentive Fee is based on income and a portion is based on capital gains. Each portion of the Incentive Fee is described below.

***Quarterly Incentive Fee Based on Income Until March 6, 2017***

For each trailing four quarters’ period, the Company will pay the Advisor an Incentive Fee based on the amount by which (A) aggregate distributions and amounts distributable out of taxable net income (excluding any capital gain and loss), during the period less the amount, if any, by which net unrealized capital depreciation exceeds net realized capital gains / losses during the period, is in excess of (B) the hurdle rate for the period. The amount of the excess of (A) over (B) described in this paragraph for each period is referred to as the excess income amount.

It should be noted that net realized capital gains / losses during the period are calculated as the proceeds received upon disposition less the fair market value as of the beginning of the measurement period. Since this calculation is not cumulative, but rather performed on a trailing four quarters period, fluctuations in fair market values are captured in net unrealized appreciation and depreciation of prior measurement periods.

The portion of the Incentive Fee based on income for each period will equal 50% of the period’s excess income amount, until the cumulative Incentive Fee payments for the period equal 20% of the period’s income amount distributed or distributable to stockholders as described in clause (A) of the preceding paragraph. Thereafter, the portion of the Incentive Fee based on income for the period will equal 20% of the period’s remaining excess income amount.

For the three months ended March 31, 2015 and 2014, the Advisor earned \$11,061 and zero respectively, in Incentive Fees based on income from the Company.

***Annual Incentive Fee Based on Capital Gains Until March 6, 2017***

The portion of the Incentive Fee based on capital gains is calculated and paid on an annual basis beginning on July 1 of each annual period and ending on June 30 of the next calendar year. The portion of Incentive Fee based on capital gains is calculated in the same manner as such portion of the incentive fee in the prior investment management agreement. For each annual period, the Company pays the Advisor an Incentive Fee on capital gains based on the amount by which (A) net realized capital gains, if any, are in excess of gross unrealized capital depreciation, if any, occurring during the period exceeds (B) the amount, if any, by which the period’s hurdle rate exceeds the amount of income used in the determination of the Incentive Fee based on income for the period. The amount of the excess of (A) over (B) described in this paragraph is referred to as the excess gain amount.

It should be noted that net realized capital gains during the period are calculated as the proceeds received upon disposition in excess of the lower of each security’s amortized cost or fair market value as of the beginning of the measurement period. Since this calculation is not cumulative, but rather performed on an annual period commencing each July 1, any unrealized depreciation on a security, if any, will be captured in the gross unrealized depreciation of a prior period.

The portion of the Incentive Fee based on capital gains for each period will equal 50% of the period's excess gain amount, until such payments equal 20% of the period's capital gain amount distributed or distributable to stockholders. Thereafter, the portion of the Incentive Fee based on capital gains for the period equals an amount such that the portion of the Incentive Fee payments to the Advisor based on capital gains for the period equals 20% of the period's remaining excess gain amount. The result of this formula is that, if the portion of the Incentive Fee based on income for the period exceeds the period's hurdle, then the portion of the Incentive Fee based on capital gains will be capped at 20% of the capital gain amount.

In calculating whether the portion of the Incentive Fee based on capital gains is payable with respect to any period, we account for assets on a security-by-security basis. In addition the Company uses the "period-to-period" method pursuant to which the portion of the Incentive Fee based on capital gains for any period is based on realized capital gains for the period reduced by realized capital losses and gross unrealized capital depreciation for the period. Based on current interpretations of Section 205(b)(3) of the Investment Advisers Act of 1940 by the SEC and its staff, the calculation of unrealized depreciation for each portfolio security over a period is based on the fair value of the security at the end of the period compared to the fair value at the beginning of the period. Incentive Fees earned in any of the periods described above are not subject to modification or repayment based upon performance in a subsequent period.

The Company is required under GAAP to accrue a hypothetical capital gains Incentive Fee based upon net realized capital gains and unrealized capital appreciation and depreciation on investments held at the end of each period. The accrual of this hypothetical capital gains incentive fee assumes all unrealized capital appreciation and depreciation is realized in order to reflect a hypothetical capital gains incentive fee that would be payable at each measurement date. If such amount is positive at the end of the period, then record a capital gains incentive fee equal to 20% of such amount, less the amount of capital gains related incentive fees already accrued in prior periods. If the resulting amount is negative, the accrual for GAAP in a given period may result in an additional expense. There can be no assurance that such unrealized capital appreciation will be realized in the future. However, it should be noted that a fee so calculated and accrued would not be payable under the Advisers Act or the investment management agreement. Amounts actually paid will be consistent with the Advisers Act which specifically excludes consideration of unrealized capital appreciation.

The capital gains fees due to the Advisor as calculated under the investment management agreement as described above, for the three months ended March 31, 2015 and 2014 were zero. In accordance with GAAP, the hypothetical liquidation for the three months ended March 31, 2015 and 2014, resulted in a capital gains incentive fee accrual of \$1,366,846 and \$3,459,865, respectively. The cumulative balances at March 31, 2015 and 2014 was \$28,901,616 and \$29,213,949, respectively.

***Incentive Management Fee After March 6, 2017.*** After March 6, 2017, the investment management agreement provides that the Advisor or its affiliates may be entitled to an incentive management fee (the "Incentive Fee") under certain circumstances. The Incentive Fee has two parts. The first portion of the Incentive Fee is based on income other than capital gains and is calculated separately for each calendar quarter and will be paid on a quarterly basis. The Company will pay the Advisor the portion of the Incentive Fee based on income for each period as follows:

- (i) No Incentive Fee based on income other than capital gains for any calendar quarter in which the Pre-Incentive Fee Net Investment Income does not exceed 1.75% (7.00% annualized) of net assets attributable to common stock at the beginning of such quarter.
- (ii) 100% of the Pre-Incentive Fee Net Investment Income in any calendar quarter with respect to that portion of such Pre-Incentive Fee Net Investment Income, if any, for such calendar quarter, that exceeds 1.75% (7.00% annualized) of net assets attributable to common stock at the beginning of such quarter but is less than 2.1875% (8.75% annualized).
- (iii) 20% of the Pre-Incentive Fee Net Investment Income, if any, for any calendar quarter, that exceeds 2.1875% (8.75% annualized) of net assets attributable to common stock at the beginning of such quarter.

The payment of any such Incentive Fee based on income otherwise earned by the Advisor will be deferred if, for the most recent four full calendar quarter period ending on or prior to the date such payment is to be made, the Annualized Rate of Return is less than 7.0% of net assets attributable to common stock at the beginning of such four quarter period as adjusted for the net proceeds from any common stock issuances and the cost of any common stock repurchases during such four full calendar quarter period, with any deferred Incentive Fees to be carried over for payment in subsequent quarterly calculation periods to the extent such payment can then be made in accordance with the investment management agreement.

#### ***Annual Incentive Fee Based on Capital Gains After March 6, 2017***

The second portion of the Incentive Fee is based on capital gains and is calculated separately for each Annual Period. The Advisor will be entitled to receive an Incentive Fee based on capital gains for each Annual Period in an amount equal to 20% of the amount by which (1) net realized capital gains occurring during the period, if any, exceeds (2) its unrealized capital depreciation, if any, occurring during the period. In calculating the portion of the Incentive Fee based on capital gains payable for any period, investments are accounted for on a security-by-security basis. In addition, the portion of the Incentive Fee based on capital gains is determined using the "period-to-period" method pursuant to which the portion of the Incentive Fee based on capital gains for any period will be based on realized capital gains for the period reduced by realized capital losses for the period and unrealized capital depreciation for the period.

For purposes of calculating the Incentive Fee, (i) "Annual Period" means the period beginning on July 1 of each calendar year, including the calendar year prior to the year in which the investment management agreement became effective, and ending on June 30 of the next calendar year; (ii) "Annualized Rate of Return" is computed by reference to the sum of (i) the aggregate distributions to common stockholders for the period in question and (ii) the change in net assets attributable to common stock (before taking into account any Incentive Fees otherwise payable during such period); (iii) "net assets attributable to common stock" means total assets less indebtedness and preferred stock; and (iv) "Pre-Incentive Fee Net Investment Income" means net investment income (as determined in accordance with United States generally accepted accounting principles) accrued by the Company during the calendar quarter excluding any accruals for or payments in respect of the Incentive Fee.

#### ***Advisor Reimbursements***

The investment management agreement provides that the Company will reimburse the Advisor for costs and expenses incurred by the Advisor for administrative or operating services, office space rental, office equipment and utilities allocable to the Advisor under the investment management agreement and provided to the Company. For the three months ended March 31, 2015 and 2014, the Company incurred \$202,307 and \$532,806, respectively, for such investment advisor expenses under the investment management agreement.

From time to time, the Advisor may pay amounts owed by the Company to third party providers of goods or services. The Company will subsequently reimburse the Advisor for such amounts paid on its behalf. Reimbursements to the Advisor for the three months ended March 31, 2015 and 2014 were \$925,711 and \$786,457, respectively.

No person who is an officer, director or employee of the Advisor and who serves as a director of the Company receives any compensation from the Company for services as a director of the Company. Directors who are not affiliated with the Advisor receive compensation for their services and reimbursement of expenses incurred to attend meetings.

#### ***Administration***

The Company also has entered into an administration agreement with BlackRock Financial Management, Inc. (the "Administrator") under which the Administrator provides certain administrative services to the



Company. For providing these services, facilities and personnel, the Company reimburses the Administrator for the Company's allocable portion of overhead and other expenses incurred by the Administrator in performing its obligations under the administration agreement, including rent and the Company's allocable portion of the cost of certain of the Company's officers and their respective staffs. For the three months ended March 31, 2015 and 2014, the Company incurred \$731,697 and \$154,421, respectively, for administrative services expenses payable to the Administrator under the administration agreement.

#### **Advisor Stock Transactions**

Effective upon completion of the Transaction, BlackRock Advisors, LLC assumed the role as investment adviser to the Company. BlackRock Advisors, LLC does not own any shares of the Company at March 31, 2015.

At December 31, 2014, previous adviser, BlackRock Kelso Capital Advisors, owned and had the right to vote approximately 244,000 shares of the Company's common stock, representing less than 1.0% of the total shares outstanding. At December 31, 2014, under compensation arrangements for its officers and employees the previous Advisor owned of record but did not have the right to vote an additional 61,000 shares of the Company's common stock.

At March 31, 2015 and December 31, 2014, other entities affiliated with the Administrator and Advisor beneficially owned approximately 3,383,000 and 3,383,000 shares, respectively, of the Company's common stock, representing approximately 4.5% and 4.5%, respectively, of the total shares outstanding. An entity affiliated with the Administrator has ownership and financial interests in the Advisor.

#### **4. Earnings per share**

The following information sets forth the computation of basic and diluted net increase in net assets from operations per share (earnings per share) for the three months ended March 31, 2015 and 2014.

	<b>Three months ended March 31, 2015</b>	<b>Three months ended March 31, 2014</b>
<b>Earnings per share—basic:</b>		
Net increase in net assets resulting from operations	\$ 22,655,619	\$ 22,916,519
Weighted average shares outstanding—basic	74,664,007	74,517,547
<b>Earnings per share—basic:</b>	<b>\$ 0.30</b>	<b>\$ 0.31</b>
<b>Earnings per share—diluted:</b>		
Net increase in net assets resulting from operations, before adjustments	\$ 22,655,619	\$ 22,916,519
Adjustments for interest on unsecured convertible senior notes	<u>1,641,955</u>	<u>1,641,956</u>
Net increase in net assets resulting from operations, as adjusted	\$ 24,297,574	\$ 24,558,475
Weighted average shares outstanding—diluted	84,560,734	84,414,275
<b>Earnings per share—diluted:</b>	<b>\$ 0.29</b>	<b>\$ 0.29</b>

#### **5. Investments**

Purchases of investments, including PIK, for the three months ended March 31, 2015 and 2014 totaled \$46,299,992 and \$62,955,147, respectively. Sales, repayments and other exits of investments for the three months ended March 31, 2015 and 2014 totaled \$74,874,153 and \$188,032,090, respectively.

At March 31, 2015, investments consisted of the following:

	<u>Cost</u>	<u>Fair Value</u>
Senior secured notes	\$ 105,441,550	\$ 102,530,000
Unsecured debt	172,015,218	170,217,049
Subordinated debt	29,791,550	28,548,800
Senior secured loans:		
First lien	326,404,134	326,246,120
Second/other priority lien	357,692,522	352,000,865
Total senior secured loans	<u>684,096,656</u>	<u>678,246,985</u>
Preferred stock	39,019,713	44,457,232
Common stock	43,926,605	97,364,017
Limited partnership/limited liability company interests	34,351,119	92,892,847
Equity warrants/options	5,575,199	21,379,386
Total investments	<u>\$ 1,114,217,610</u>	<u>\$ 1,235,636,316</u>

At December 31, 2014, investments consisted of the following:

	<u>Cost</u>	<u>Fair Value</u>
Senior secured notes	\$ 105,139,824	\$ 101,459,500
Unsecured debt	178,853,603	174,559,213
Subordinated debt	52,166,802	50,524,000
Senior secured loans:		
First lien	336,770,357	338,268,867
Second/other priority lien	331,854,788	327,019,125
Total senior secured loans	<u>668,625,145</u>	<u>665,287,992</u>
Preferred stock	35,283,803	40,484,870
Common stock	49,592,388	106,979,016
Limited partnership/limited liability company interests	39,064,194	98,591,728
Equity warrants/options	5,575,199	19,830,419
Total investments	<u>\$ 1,134,300,958</u>	<u>\$ 1,257,716,738</u>

### **Industry Composition**

The industry composition of the portfolio at fair value at March 31, 2015 and December 31, 2014 was as follows:

<b>Industry</b>	<b>March 31, 2015</b>	<b>December 31, 2014</b>
Consumer Products	14.3%	14.1%
Financial Services	13.2	14.2
Energy	10.9	10.9
Healthcare	10.0	10.3
Chemicals	10.0	9.8
Personal and Other Services	8.0	8.0
Building and Real Estate	7.9	7.4
Printing, Publishing and Media	5.9	5.8
Manufacturing	5.8	6.8
Business Services	4.7	4.6
Defense	3.6	3.6
Distribution	2.8	0.8
Retail	1.9	2.0
Beverage, Food and Tobacco	0.7	0.7
Electronics	0.3	0.3
Containers and Packaging	—	0.7
<b>Total</b>	<b>100.0%</b>	<b>100.0%</b>

The geographic composition of the portfolio at fair value at March 31, 2015 was United States 97.0%, Canada 1.9% and the Cayman Islands 1.1%, and at December 31, 2014 was United States 96.8%, Canada 2.0% and the Cayman Islands 1.2%. The geographic composition is determined by several factors including the location of the corporate headquarters of the portfolio company.

### **Market and Credit Risk**

In the normal course of business, the Company invests in securities and enters into transactions where risks exist due to fluctuations in the market (market risk) or failure of the issuer of a security to meet all its obligations (issuer credit risk). The value of securities held by the Company may decline in response to certain events, including those directly involving the issuers whose securities are owned by the Company; conditions affecting the general economy; overall market changes; local, regional or global political, social or economic instability; and currency and interest rate and price fluctuations. Similar to issuer credit risk, the Company may be exposed to counterparty credit risk, or the risk that an entity with which the Company has unsettled or open transactions may fail to or be unable to perform on its commitments. The Company manages counterparty risk by entering into transactions only with counterparties that they believe have the financial resources to honor their obligations and by monitoring the financial stability of those counterparties. Financial assets, which potentially expose the Company to market, issuer and counterparty credit risks, consist principally of investments in portfolio companies. The extent of the Company's exposure to market, issuer and counterparty credit risks with respect to these financial assets is generally approximated by their value recorded in the consolidated statements of assets and liabilities. The Company is also exposed to credit risk related to maintaining all of its cash at a major financial institution.

The Company has investments in lower rated and comparable quality unrated senior and junior secured, unsecured and subordinated debt securities and loans, which are subject to a greater degree of credit risk than more highly rated investments. The risk of loss due to default by the issuer is significantly greater for holders of such securities and loans, particularly in cases where the investment is unsecured or subordinated to other creditors of the issuer.

## 6. Derivatives

### *Foreign Currency*

The Company may enter into forward foreign currency contracts from time to time to facilitate settlement of purchases and sales of investments denominated in foreign currencies or to help mitigate the impact that an adverse change in foreign exchange rates would have on the value of the Company's investments denominated in foreign currencies. A forward foreign currency contract is a commitment to purchase or sell a foreign currency at a future date (usually the security transaction settlement date) at a negotiated forward rate. These contracts are marked-to-market by recognizing the difference between the contract exchange rate and the current market rate as unrealized appreciation or depreciation. Realized gains or losses are recognized when contracts are settled. The Company's forward foreign currency contracts generally have terms of approximately three months. The volume of open contracts at the end of each reporting period is reflective of the typical volume of transactions during each calendar quarter. Risks may arise as a result of the potential inability of the counterparties to meet the terms of their contracts. The Company attempts to limit this risk by dealing with only creditworthy counterparties. There were no open forward foreign currency contracts at March 31, 2015 or December 31, 2014.

### *Warrants and Options*

The Company holds warrants and options in certain portfolio companies in an effort to achieve additional investment return. In purchasing warrants and options, the Company bears the risk of an unfavorable change in the value of the underlying equity interest. The aggregate fair value of warrants and options as of March 31, 2015 and December 31, 2014 represents 2.7% and 2.5%, respectively, of the Company's net assets.

The Company may enter into other derivative instruments and incur other exposures with other counterparties in the future. The derivative instruments held as of March 31, 2015 and December 31, 2014 reflect the volume of derivative activity throughout the periods presented.

## 7. Debt

In accordance with the 1940 Act, with certain limited exceptions, the Company is only allowed to borrow amounts such that its asset coverage, calculated pursuant to the 1940 Act, is at least 200% after such borrowing. As of March 31, 2015, the Company's asset coverage was 266%.

On March 27, 2014, the Company entered into an Amended and Restated Senior Secured Revolving Credit Facility (the "Credit Facility") which has an initial aggregate principal amount of up to \$405,000,000. The Credit Facility has a stated maturity date of March 27, 2019. The interest rate applicable to borrowings thereunder is generally LIBOR plus an applicable margin of 2.25%. The Credit Facility's commitment may increase in size, under certain circumstances, up to a total of \$750,000,000.

On March 27, 2014, the Company entered into an Amended and Restated Senior Secured Term Loan Credit Agreement (the "Term Loan") which has a principal amount of \$15,000,000. The Term Loan has a stated maturity date of March 27, 2019. The interest rate applicable to borrowings thereunder is generally LIBOR plus an applicable margin of 3.25%.

On February 19, 2013, the Company closed a private offering of \$100,000,000 in aggregate principal amount of 5.50% unsecured convertible senior notes due 2018 (the "Convertible Notes"). The initial purchasers of the Convertible Notes fully exercised their overallocation option and purchased an additional \$15,000,000 in aggregate principal amount of the Convertible Notes. The closing of the overallocation option took place on March 4, 2013. With the exercise of the overallocation option, a total of \$115,000,000 in aggregate principal amount of the Convertible Notes was sold. Net proceeds to the Company from the offering, including the exercise of the overallocation option, were approximately \$111,300,000. The Convertible Notes were only offered to qualified institutional buyers as defined in the Securities Act of 1933, as amended (the "Securities Act") pursuant to Rule 144A under the Securities Act.

The Convertible Notes are unsecured and bear interest at a rate of 5.50% per year, payable semi-annually in arrears. In certain circumstances and during certain periods, the Convertible Notes are convertible into cash, shares of BlackRock Capital Investment Corporations's common stock or a combination of cash and shares of the Company's common stock, at the Company's election, at an initial conversion rate of 86.0585 shares of common stock per \$1,000 principal amount of the Convertible Notes, which is equivalent to an initial conversion price of approximately \$11.62 per share of the Company's common stock, subject to defined anti-dilution adjustments. The Company does not have the right to redeem the Convertible Notes prior to maturity. The Convertible Notes mature on February 15, 2018, unless repurchased or converted in accordance with their terms prior to such date.

On January 18, 2011, the Company closed a private placement issuance of \$158,000,000 in aggregate principal amount of five-year, senior secured notes with a fixed interest rate of 6.50% and a maturity date of January 18, 2016 and \$17,000,000 million in aggregate principal amount of seven-year, senior secured notes with a fixed interest rate of 6.60% and a maturity date of January 18, 2018 (collectively, the "Senior Secured Notes").

The Senior Secured Notes were sold to certain institutional accredited investors pursuant to an exemption from registration under the Securities Act of 1933, as amended. Interest on the Senior Secured Notes is due semi-annually on January 18 and July 18, commencing on July 18, 2011.

The Company's outstanding debt as of March 31, 2015 and December 31, 2014 was as follows:

	March 31, 2015			December 31, 2014		
	Total Aggregate Principal Amount Available(1)	Principal Amount Outstanding	Carrying Value	Total Aggregate Principal Amount Available(1)	Principal Amount Outstanding	Carrying Value
Credit Facility	\$405,000,000(2)	\$168,000,000	\$168,000,000	\$405,000,000(2)	\$144,000,000	\$144,000,000
Senior Secured Notes	175,000,000	175,000,000	175,000,000	175,000,000	175,000,000	175,000,000
Convertible Notes	115,000,000	115,000,000	114,288,395(3)	115,000,000	115,000,000	114,227,689(4)
Term Loan	15,000,000	15,000,000	15,000,000	15,000,000	15,000,000	15,000,000
	<u>\$710,000,000</u>	<u>\$473,000,000</u>	<u>\$472,288,395</u>	<u>\$710,000,000</u>	<u>\$449,000,000</u>	<u>\$448,227,689</u>

(1) Subject to borrowing base and leverage restrictions.

(2) Provides for a feature that allows the Company, under certain circumstances, up to a total of \$750,000,000.

(3) Represents the aggregate principal amount outstanding of the Convertible Notes less the unaccreted discount initially recorded upon issuance of the Convertible Notes. The total unaccreted discount for the 2018 Convertible Notes, was \$711,605 as of March 31, 2015.

(4) Represents the aggregate principal amount outstanding of the Convertible Notes less the unaccreted discount initially recorded upon issuance of the Convertible Notes. The total unaccreted discount for the 2018 Convertible Notes was \$772,311 as of December 31, 2014.

At March 31, 2015, the Company had \$168,000,000 drawn on the Credit Facility versus \$144,000,000 at December 31, 2014. Subject to compliance with applicable covenants and borrowing base limitations, the remaining amount available under the Credit Facility was \$231,750,000 at March 31, 2015, incorporating the standby letter of credit as described in Note 9 and \$261,000,000 at December 31, 2014.

The Company's average outstanding debt balance during the three months ended March 31, 2015 and 2014 was \$460,536,157 and \$482,367,741, respectively. The maximum amounts borrowed during the three months ended March 31, 2015 and 2014 were \$478,288,395 and \$517,042,201, respectively.

The weighted average annual interest cost for the three months ended March 31, 2015 and 2014 was 4.95% and 4.91%, respectively, exclusive of commitment fees and of other prepaid expenses related to establishing the Credit Facility, the Senior Secured Notes, the Convertible Notes and the Term Loan. With respect to any unused portion of

the commitments under the Credit Facility, the Company incurs an annual commitment fee of 0.375%. Commitment fees incurred for the three months ended March 31, 2015 and 2014 were \$242,157 and \$162,321, respectively.

At March 31, 2015, the Company was in compliance with all covenants required under the Credit Facility, the Senior Secured Notes and the Term Loan.

## **8. Capital stock**

In 2008, the Company's Board of Directors approved a share repurchase plan under which the Company may repurchase up to 2.5 percent of its outstanding shares of common stock from time to time in open market or privately negotiated transactions. In 2009, the Board of Directors approved an extension and increase to the plan which authorized the Company to repurchase up to an additional 2.5 percent of its outstanding shares of common stock.

In April 2014, the repurchase plan was further extended through the earlier of June 30, 2015 or until the approved number of shares has been repurchased. During the three months ended March 31, 2015 and 2014 the Company did not purchase common stock on the open market. Since inception of the repurchase plan through March 31, 2015, the Company has purchased 1,758,615 shares of its common stock on the open market for \$12,283,985, including brokerage commissions. At March 31, 2015, the total number of remaining shares authorized for repurchase was 998,035. The Company currently holds the shares it repurchased in treasury.

## **9. Guarantees and commitments**

In the normal course of business, the Company may enter into guarantees on behalf of portfolio companies. Under these arrangements, the Company would be required to make payments to third parties if the portfolio companies were to default on their related payment obligations. On March 24, 2015 the Company entered into a standby letter of credit on behalf of Red Apple Stores Inc in the amount of \$5,250,000. No amounts were drawn at March 31, 2015. There were no such guarantees outstanding at March 31, 2014.

In the normal course of business, the Company enters into contractual agreements that provide general indemnifications against losses, costs, claims and liabilities arising from the performance of individual obligations under such agreements. The Company has had no prior claims or payments pursuant to such agreements. The Company's individual maximum exposure under these arrangements is unknown, as this would involve future claims that may be made against the Company that have not yet occurred. However, based on management's experience, the Company expects the risk of loss to be remote.

From time to time, the Company may be a party to certain legal proceedings incidental to the normal course of its business, including the enforcement of the Company's rights under contracts with its portfolio companies. While the Company cannot predict the outcome of these legal proceedings with certainty, it does not expect that these proceedings will have a material effect on its consolidated financial statements.

## **10. Fair value of financial instruments**

### ***Fair Value Measurements and Disclosure***

ASC 820-10 defines fair value, establishes a framework for measuring fair value and requires disclosures about fair value measurements. ASC 820-10 defines fair value as the price that the Company would receive upon selling an investment or pay to transfer a liability in an orderly transaction to a market participant in the principal or most advantageous market for the investment. ASC 820-10 emphasizes that valuation techniques maximize the use of observable market inputs and minimize the use of unobservable inputs. Inputs refer broadly to the assumptions that market participants would use in pricing an asset or liability, including assumptions about risk. Inputs may be observable or unobservable. Observable inputs are inputs that reflect the assumptions market

participants would use in pricing an asset or liability developed based on market data obtained from sources independent of the Company. Unobservable inputs are inputs that reflect the Company's assumptions about the assumptions market participants would use in pricing an asset or liability developed based on the best information available in the circumstances.

Level 1—Valuations based on unadjusted quoted prices in active markets for identical assets or liabilities that the Company has the ability to access.

Level 2—Valuations based on unadjusted quoted prices in markets that are not active or for which all significant inputs are observable, either directly or indirectly.

Level 3—Valuations based on inputs that are unobservable and significant to the overall fair value measurement. The inputs into the determination of fair value may require significant management judgment or estimation.

Transfers between levels, if any, represent the value as of the beginning of the period of any investment where a change in the pricing level occurred from the beginning to the end of the period.

The Company's valuation policy and fair value disclosures are consistent with ASC 820-10. The Company evaluates the source of inputs, including any markets in which its investments are trading, in determining fair value and categorizes each investment within the fair value hierarchy pursuant to ASC 820-10.

Under the 1940 Act, the Company is required to separately identify non-controlled investments where it owns 5% or more of a portfolio company's outstanding voting securities as investments in "affiliated" companies. In addition, under the 1940 Act, the Company is required to separately identify investments where it owns more than 25% of a portfolio company's outstanding voting securities as investments in "controlled" companies. Detailed information with respect to the Company's non-controlled non-affiliated, non-controlled affiliated and controlled investments is contained in the accompanying consolidated schedules of investments and other consolidated financial statements. The information in the tables below is presented on an aggregate portfolio basis, without segregating the non-controlled non-affiliated, non-controlled affiliated and controlled investment categories.

The carrying values of the Company's financial instruments approximate fair value. The carrying values of receivables, other assets, accounts payable and accrued expenses approximate fair value due to their short maturities. The fair value of the Company's Credit Facility, Senior Secured Notes, Convertible Notes and Term Loan is derived by taking the average of the high and low quotes as obtained from a broker. The fair value of the Credit Facility Senior Secured Notes, Convertible Notes and Term Loan would be classified as Level 2 with respect to the fair value hierarchy.

The carrying and fair values of the Company's outstanding debt as of March 31, 2015 and December 31, 2014 were as follows:

	March 31, 2015		December 31, 2014	
	Carrying Value	Fair Value	Carrying Value	Fair Value
Credit Facility	\$ 168,000,000	\$ 166,320,000	\$ 144,000,000	\$ 142,560,000
Senior Secured Notes	175,000,000	182,558,030	175,000,000	183,890,750
Convertible Notes	114,288,395	118,574,210	114,227,689	115,655,535
Term Loan	15,000,000	14,925,000	15,000,000	14,925,000
<b>Total</b>	<b>\$ 472,288,395</b>	<b>\$ 482,377,240</b>	<b>\$ 448,227,689</b>	<b>\$ 457,031,285</b>

The following tables summarize the fair values of the Company's investments, forward foreign currency contracts and cash and cash equivalents based on the inputs used at March 31, 2015 and December 31, 2014 in determining such fair values:

	Fair Value at March 31, 2015	Fair Value Inputs at March 31, 2015		
		Price Quotations (Level 1)	Significant Other Observable Inputs (Level 2)	Significant Unobservable Inputs (Level 3)
Senior secured notes	\$ 102,530,000	\$ —	\$ —	\$ 102,530,000
Unsecured debt	170,217,049	—	—	170,217,049
Subordinated debt	28,548,800	—	—	28,548,800
Senior secured loans	678,246,985	—	—	678,246,985
Preferred stock	44,457,232	—	—	44,457,232
Common stock	97,364,017	—	—	97,364,017
Limited partnership/limited liability company interests	92,892,847	—	—	92,892,847
Equity warrants/options	21,379,386	—	—	21,379,386
Total investments	1,235,636,316	—	—	1,235,636,316
Cash and cash equivalents	45,335,615	45,335,615	—	—
Total	<u>\$1,280,971,931</u>	<u>\$45,335,615</u>	<u>\$ —</u>	<u>\$1,235,636,316</u>

	Fair Value at December 31, 2014	Fair Value Inputs at December 31, 2014		
		Price Quotations (Level 1)	Significant Other Observable Inputs (Level 2)	Significant Unobservable Inputs (Level 3)
Senior secured notes	\$ 101,459,500	\$ —	\$ —	\$ 101,459,500
Unsecured debt	174,559,213	—	—	174,559,213
Subordinated debt	50,524,000	—	—	50,524,000
Senior secured loans	665,287,992	—	—	665,287,992
Preferred stock	40,484,870	—	—	40,484,870
Common stock	106,979,016	—	—	106,979,016
Limited partnership/limited liability company interests	98,591,728	—	—	98,591,728
Equity warrants/options	19,830,419	—	—	19,830,419
Total investments	1,257,716,738	—	—	1,257,716,738
Cash and cash equivalents	10,326,174	10,326,174	—	—
Total	<u>\$1,268,042,912</u>	<u>\$10,326,174</u>	<u>\$ —</u>	<u>\$1,257,716,738</u>

The valuation techniques used at March 31, 2015 and December 31, 2014 in determining the fair values of the Company's investments for which significant unobservable inputs were used were the market approach, income approach or both using third party valuation firms or broker quotes for identical or similar assets. The total fair market value using the market or income approach or using third party valuation firms was \$1,229,057,923 and \$1,251,086,872 as of March 31, 2015 and December 31, 2014, respectively. The remaining balance was determined using broker quotes for identical or similar assets.



The following is a reconciliation for the three months ended March 31, 2015 of investments for which Level 3 inputs were used in determining fair value:

	Fair Value at December 31, 2014	Amortization of Premium/ Discount - Net	Net Realized Gain (Loss)	Net Change in Unrealized Appreciation or Depreciation	Purchases	Sales or Repayments	Net Transfers in and/or out of Level 3	Fair Value at March 31, 2015
Senior secured notes	\$ 101,459,500	\$ 301,726	\$ —	\$ 768,774	\$ —	\$ —	\$ —	\$ 102,530,000
Unsecured debt	174,559,213	—	(6,377,901)	2,496,221	10,332,595	(10,793,079)	—	170,217,049
Subordinated debt	50,524,000	24,748	—	400,052	—	(22,400,000)	—	28,548,800
Senior secured loans	665,287,992	483,264	237,345	(2,512,518)	31,944,562	(17,193,660)	—	678,246,985
Preferred stock	40,484,870	—	—	236,452	3,735,910	—	—	44,457,232
Common stock	106,979,016	—	9,215,196	(3,949,216)	—	(14,880,979)	—	97,364,017
Limited partnership/ LLC Interest	98,591,728	—	5,272,219	(985,806)	286,925	(10,272,219)	—	92,892,847
Equity warrants/options	19,830,419	—	—	1,548,967	—	—	—	21,379,386
<b>Total investments</b>	<b>\$1,257,716,738</b>	<b>\$ 809,738</b>	<b>\$ 8,346,859</b>	<b>\$ (1,997,074)</b>	<b>\$46,299,992</b>	<b>\$(75,539,937)</b>	<b>\$ —</b>	<b>\$1,235,636,316</b>

The following is a reconciliation for the three months ended March 31, 2014 of investments for which Level 3 inputs were used in determining fair value:

	Fair Value at December 31, 2013	Amortization of Premium/ Discount - Net	Net Realized Gain (Loss)	Net Change in Unrealized Appreciation or Depreciation	Purchases	Sales or Repayments	Net Transfers in and/or out of Level 3	Fair Value at March 31, 2014
Senior secured notes	\$ 226,685,176	\$ 402,286	\$ 354,905	\$ (1,132,104)	\$ —	\$ (57,413,638)	\$ —	\$ 168,896,625
Unsecured debt	118,531,084	—	—	—	665,331	—	—	119,196,415
Subordinated debt	78,395,314	—	—	(408,000)	—	—	—	77,987,314
Senior secured loans	527,203,698	469,920	(3,531,997)	4,763,008	48,492,500	(74,021,421)	—	503,375,708
Preferred stock	24,872,259	—	—	(338,054)	5,507,412	—	—	30,041,617
Common stock	143,355,344	—	23,923,415	(5,006,518)	8,253,481	(41,446,732)	—	129,078,990
Limited partnership/ LLC Interest	68,364,016	—	(1,750)	1,996,365	36,423	(758,069)	—	69,636,985
Equity warrants/options	30,565,573	—	13,082,672	(21,062,916)	—	(14,697,932)	—	7,887,397
<b>Total investments</b>	<b>\$1,217,972,464</b>	<b>\$ 872,206</b>	<b>\$33,827,245</b>	<b>\$ (21,188,219)</b>	<b>\$62,955,147</b>	<b>\$(188,337,792)</b>	<b>\$ —</b>	<b>\$1,106,101,051</b>

There were no transfers between Levels during the three months ended March 31, 2015 and 2014. All realized and unrealized gains and losses are included in earnings (changes in net assets) and are reported as separate line items within the Company's consolidated statements of operations.

Net change in unrealized appreciation (depreciation) of Level 3 assets that were still held by the Company at March 31, 2015 and March 31, 2014 were \$7,565,078 and \$5,292,194, respectively.

The significant unobservable inputs used in the market approach of fair value measurement of the Company's investments are the market multiples of earnings before income tax, depreciation and amortization ("EBITDA") of the comparable guideline public companies. The independent valuation firms select a population of public companies for each investment with similar operations and attributes of the subject company. Using these guideline public companies' data, a range of multiples of enterprise value to EBITDA is calculated. The independent valuation firms select percentages from the range of multiples for purposes of determining the subject company's estimated enterprise value based on said multiple and generally the latest twelve months EBITDA of the subject company (or other meaningful measure). Significant increases or decreases in the multiple will result in an increase or decrease in enterprise value, resulting in an increase or decrease in the fair value estimate of the investment.

The significant unobservable input used in the income approach of fair value measurement of the Company's investments is the discount rate or market yield used to discount the estimated future cash flows expected to be received from the underlying investment, which include both future principal and interest payments. Significant increases or decreases in the discount rate or market yield would result in an decrease or increase in the fair value measurement. Included in the consideration and selection of discount rates or market yields are the following factors: risk of default, rating of the investment and comparable company investments, and call provisions.

The ranges of significant unobservable inputs used in the fair value measurement of the Company's Level 3 investments as of March 31, 2015 were as follows:

**EBITDA Multiples:**

	<u>Low</u>	<u>High</u>	<u>Weighted Average</u>
<b>EBITDA Multiples:</b>			
Senior secured notes	n/a	n/a	n/a
Unsecured debt	5.10x	5.93x	5.52x
Subordinated debt	0.80x	0.90x	0.85x
Senior secured loans	5.70x	6.64x	6.17x
Preferred stock	5.38x	6.06x	5.72x
Common stock	6.28x	7.01x	6.64x
Limited partnerships/LLC interest	8.66x	9.46x	9.06x
Equity warrants/options	6.62x	7.34x	6.98x

**Market Yields:**

Senior secured notes	14.10%	15.70%	14.90%
Unsecured debt	13.81%	14.31%	14.06%
Subordinated debt	10.63%	11.38%	11.00%
Senior secured loans	10.59%	11.51%	11.05%
Preferred stock	13.50%	13.50%	13.50%
Common stock	n/a	n/a	n/a
Limited partnerships/LLC interest	n/a	n/a	n/a
Equity warrants/options	n/a	n/a	n/a

The ranges of significant unobservable inputs used in the fair value measurement of the Company's Level 3 investments as of December 31, 2014 were as follows:

	<u>Low</u>	<u>High</u>	<u>Weighted Average</u>
<b>EBITDA Multiples:</b>			
Senior secured notes	n/a	n/a	n/a
Unsecured debt	5.03x	5.86x	5.45x
Subordinated debt	4.50x	5.50x	5.00x
Senior secured loans	5.68x	6.62x	6.15x
Preferred stock	5.42x	6.06x	5.74x
Common stock	7.84x	8.79x	8.32x
Limited partnerships/LLC interest	8.04x	8.80x	8.42x
Equity warrants/options	6.35x	7.12x	6.73x

**Market Yields:**

Senior secured notes	14.40%	16.00%	15.20%
Unsecured debt	13.92%	14.75%	14.33%
Subordinated debt	11.42%	12.58%	12.00%
Senior secured loans	10.57%	11.54%	11.06%
Preferred stock	n/a	n/a	n/a
Common stock	n/a	n/a	n/a
Limited partnerships/LLC interest	n/a	n/a	n/a
Equity warrants/options	n/a	n/a	n/a

## 11. Financial highlights

The following per share data and ratios have been derived from information provided in the consolidated financial statements. The following is a schedule of financial highlights for a common share outstanding during the three months ended March 31, 2015 and 2014.

	Three months ended March 31, 2015	Three months ended March 31, 2014
<b>Per Share Data:</b>		
Net asset value, beginning of period	\$ 10.49	\$ 9.54
Net investment income	0.20	0.15
Net realized and unrealized gain	0.10	0.16
Total from investment operations	0.30	0.31
Distributions to stockholders from net investment income	(0.21)	(0.26)
Net increase (decrease) in net assets	0.09	0.05
Net asset value, end of period	\$ 10.58	\$ 9.59
Market price, end of period	\$ 9.06	\$ 9.17
Total return(1)(2)	13.47%	1.17%
<b>Ratios / Supplemental Data:</b>		
Ratio of operating expenses to average net assets(3)(4)	5.13%	6.89%
Ratio of interest and other debt related expenses to average net assets(3)	3.29%	3.78%
Ratio of total expenses to average net assets(3)(5)	8.42%	10.67%
Ratio of net investment income to average net assets(3)	7.56%	6.41%
Net assets, end of period	\$789,904,991	\$714,290,246
Average debt outstanding	\$460,536,157	\$482,367,741
Weighted average shares outstanding	74,664,007	74,517,547
Average debt per share(6)	\$ 6.17	\$ 6.47
Portfolio turnover	4%	16%

(1) Total return is based on the change in market price per share during the respective periods. Total return calculations take into account distributions, if any, reinvested in accordance with the Company's dividend reinvestment plan and do not reflect brokerage commissions.

(2) Not annualized.

(3) Annualized.

(4) Ratio excluding capital gains incentive fee for the three months ended March 31, 2015 and 2014 is 4.43% and 4.89%, respectively.

(5) Ratio excluding capital gains incentive fee for the three months ended March 31, 2015 and 2014 is 7.72% and 8.67%, respectively.

(6) Average debt per share is calculated as average debt outstanding divided by the weighted average shares outstanding during the applicable period.

## 12. Subsequent events

On April 30, 2015, the Company's Board of Directors declared a distribution of \$0.21 per share, payable on July 2, 2015 to stockholders of record at the close of business on June 18, 2015.

In addition to the subsequent events included in these notes to the consolidated financial statements, the Company conducted a review for additional subsequent events and determined that no additional subsequent events had occurred that would require accrual or additional disclosures.