
**UNITED STATES
SECURITIES AND EXCHANGE COMMISSION**
Washington, D.C. 20549

FORM 8-K

CURRENT REPORT
Pursuant to section 13 or 15(d)
of the Securities Exchange Act of 1934

Date of Report (Date of Earliest Event Reported): December 6, 2017

BLACKROCK CAPITAL INVESTMENT CORPORATION
(Exact name of registrant as specified in its charter)

Delaware
(State or other jurisdiction
of incorporation or organization)

814-00712
(Commission
File Number)

20-2725151
(IRS Employer
Identification Number)

40 East 52nd Street
New York, NY 10022
(Address of principal executive offices)

(212) 810-5800
(Registrant's telephone number, including area code)

BlackRock Capital Investment Corporation
(Former name or former address, if changed since last report)

Check the appropriate box below if the Form 8-K filing is intended to simultaneously satisfy the filing obligation of the registrant under any of the following provisions:

- Written communications pursuant to Rule 425 under the Securities Act (17 CFR 230.425)
- Soliciting material pursuant to Rule 14a-12 under the Exchange Act (17 CFR 240.14a-12)
- Pre-commencement communications pursuant to Rule 14d-2(b) under the Exchange Act (17 CFR 240.14d-2(b))
- Pre-commencement communications pursuant to Rule 13e-4(c) under the Exchange Act (17 CFR 240.13e-4(c))

Indicate by check mark whether the registrant is an emerging growth company as defined in as defined in Rule 405 of the Securities Act of 1933 (§ 230.405 of this chapter) or Rule 12b-2 of the Securities Exchange Act of 1934 (§ 240.12b-2 of this chapter).

Emerging growth company

If an emerging growth company, indicate by check mark if the registrant has elected not to use the extended transition period for complying with any new or revised financial accounting standards provided pursuant to Section 13(a) of the Exchange Act.

ITEM 7.01. REGULATION FD DISCLOSURE.

The Company is furnishing presentation materials included as Exhibit 99.1 to this report pursuant to Item 7.01 of Form 8-K. The information in this report (including Exhibit 99.1) is being furnished pursuant to Item 7.01 and shall not be deemed to be "filed" for the purposes of Section 18 of the Securities Exchange Act of 1934, as amended, or otherwise subject to the liabilities of that section. This report will not be deemed an admission as to the materiality of any information herein (including Exhibit 99.1).

ITEM 9.01. FINANCIAL STATEMENTS AND EXHIBITS.

(d) Exhibits.

| <u>Exhibit Number</u> | <u>Description</u> |
|---------------------------|--|
| 99.1 | Presentation materials, dated as of December 6, 2017 |

EXHIBIT INDEX

Exhibit
Number

Description

99.1

[Presentation materials, dated as of December 6, 2017](#)

SIGNATURE

Pursuant to the requirements of the Securities Exchange Act of 1934, the registrant has duly caused this report to be signed on its behalf by the undersigned thereunto duly authorized.

BLACKROCK CAPITAL INVESTMENT CORPORATION

Date: December 6, 2017

By: /s/ Michael J. Zugay
Name: Michael J. Zugay
Title: Chief Executive Officer

BlackRock Capital Investment Corp (BKCC)

**Wells Fargo Securities Investment
Thought Leadership Forum**

December 6, 2017

**BLACKROCK CAPITAL
INVESTMENT CORPORATION**

Important Notice

These materials and any presentation of which they form a part are neither an offer to sell, nor a solicitation of an offer to purchase, any securities of BlackRock Capital Investment Corporation ("BKCC," the "Company", "we", "us" or "our"). The summary descriptions and other information included herein, and any other materials provided to you by the Company or its representatives, are intended only for informational purposes and convenient reference. The information contained herein is not intended to provide, and should not be relied upon for, accounting, legal or tax advice or investment recommendations.

Recipients may not reproduce these materials or transmit them to third parties. These materials are not intended for distribution to or use by any person or entity in any jurisdiction or country where such distribution or use would be contrary to applicable law or regulations.

This presentation contains "forward-looking statements" within the meaning of Section 21E of the Securities Exchange Act of 1934, as amended, that are subject to risks and uncertainties. Actual outcomes and results could differ materially from those suggested by this presentation due to the impact of many factors beyond the control of the Company, including those listed in the "Risk Factors" section of our annual filings with the Securities and Exchange Commission ("SEC"). Any such forward-looking statements are made pursuant to the safe harbor provisions available under applicable securities laws and BlackRock Capital Investment Corporation assumes no obligation to update or revise any such forward-looking statements.

Certain information discussed in this presentation was derived from third party sources and has not been independently verified and, accordingly, the Company makes no representation or warranty in respect of this information.

The following slides contain summaries of certain financial and statistical information about the Company. The information contained in this presentation is summary information that is intended to be considered in the context of our SEC filings and other public announcements that we may make, by press release or otherwise, from time to time. In addition, information related to past performance, while helpful as an evaluative tool, is not necessarily indicative of future results, the achievement of which cannot be assured. You should not view the past performance of the Company, or information about the market, as indicative of the Company's future results.

BlackRock Capital Investment Corporation Overview

BlackRock Capital Investment Corporation (NASDAQ: BKCC, or "BCIC") is a publicly traded and externally-managed BDC (business development company).

- ▶ Managed by BlackRock Advisors, LLC ("Advisor"), a wholly owned indirect subsidiary of BlackRock, Inc. ("BlackRock") since March 6, 2015. BlackRock is the largest asset manager globally with approximately \$6.0 trillion under management, as of September 30, 2017.
 - BlackRock's scope and scale enhances sourcing channels and provides informational advantage via company, sector and macro level insights.
- ▶ Provides middle-market companies with flexible financing solutions, including senior and junior secured and unsecured debt securities, as well as equity securities.
- ▶ Seeks and invests in opportunities which offer an attractive risk-adjusted return, while creating long-term partnerships with growing middle-market companies.
- ▶ Experienced investment team possesses strong sourcing capabilities and sponsor relationships, employs rigorous bottom-up investment analysis and possesses restructuring/M&A skill set.
 - 12+ year track record of delivering performance since our inception in 2005.
 - Evaluated approximately 4,000 investment opportunities since inception.
 - Completed investments in 181 portfolio companies since inception.
 - Approximately \$4.5 billion in capital deployed to middle-market companies since inception.

Key Metrics as of September 30, 2017

Investment Portfolio¹:
\$833.9 million

Net Assets:
\$581.5 million or \$7.96 per share²

Leverage Ratio⁴:
0.42x

Distribution Coverage⁵:
LTM: 106%, Q3 2017: 92%

Market Data as of December 4, 2017

Dividend Yield³:
11.0%

Market Cap (\$6.55 share price):
\$479.3 million (0.82x book value)

Please see Notes to the Investor Presentation on page 13. Past performance is not indicative of future results.

BlackRock's Global Credit Platform

James Keenan
Chief Investment Officer and
Co-Head of Global Credit

Tim O'Hara
Co-Head of Global Credit

AUM¹: \$84 billion

| Multi-Strategy Credit | Leveraged Finance | Hedge Funds | Private Credit |
|---|---|---|--|
| <ul style="list-style-type: none"> Credit Strategies Income Credit Plus | <ul style="list-style-type: none"> High Yield Bank Loans CLO Tranche Investing | <ul style="list-style-type: none"> Event Driven Long-Short Credit | <ul style="list-style-type: none"> Opportunistic Debt Middle Market Investing Specialty Finance |

BlackRock's Research and Alternatives Partners are sourcing and information resources

120+ professionals across three regions dedicated to global credit markets



Capital Markets & Research

- Global Capital Markets (15+)
- Global Credit Research (70+)
- BlackRock Investment Institute (40+)
- Financial Markets Advisory (150+)

Platform Specialists

- Risk & Qualitative Analysis (8+)
- Product Strategists (25+)
- BlackRock Alternative Specialists (70+)
- Business Management (9+)

Alternatives Partners

- Global Alternatives Sourcing
- BlackRock Alternative Advisors (25+)
- Private Equity Partners (60+)
- Real Assets (150+)

Source: BlackRock, As of 30 September 2017.
1. AUM is shown on a managed view basis and includes committed capital

Benefits of BlackRock Platform to BCIC

BlackRock Brand and Reputation

- ▶ Independent, fiduciary client focused thought leader
- ▶ Deep relationships with borrowers, sponsors, intermediaries and capital providers
- ▶ Strong risk management culture: 200+ risk professionals independent from the investment team providing top-down and bottom-up oversight
- ▶ Innovative solutions provider for client investors and borrowers through economic cycles
- ▶ Position as a top counterparty to the Street affords access to ideas, insights and efficient financing

Differentiated Sourcing

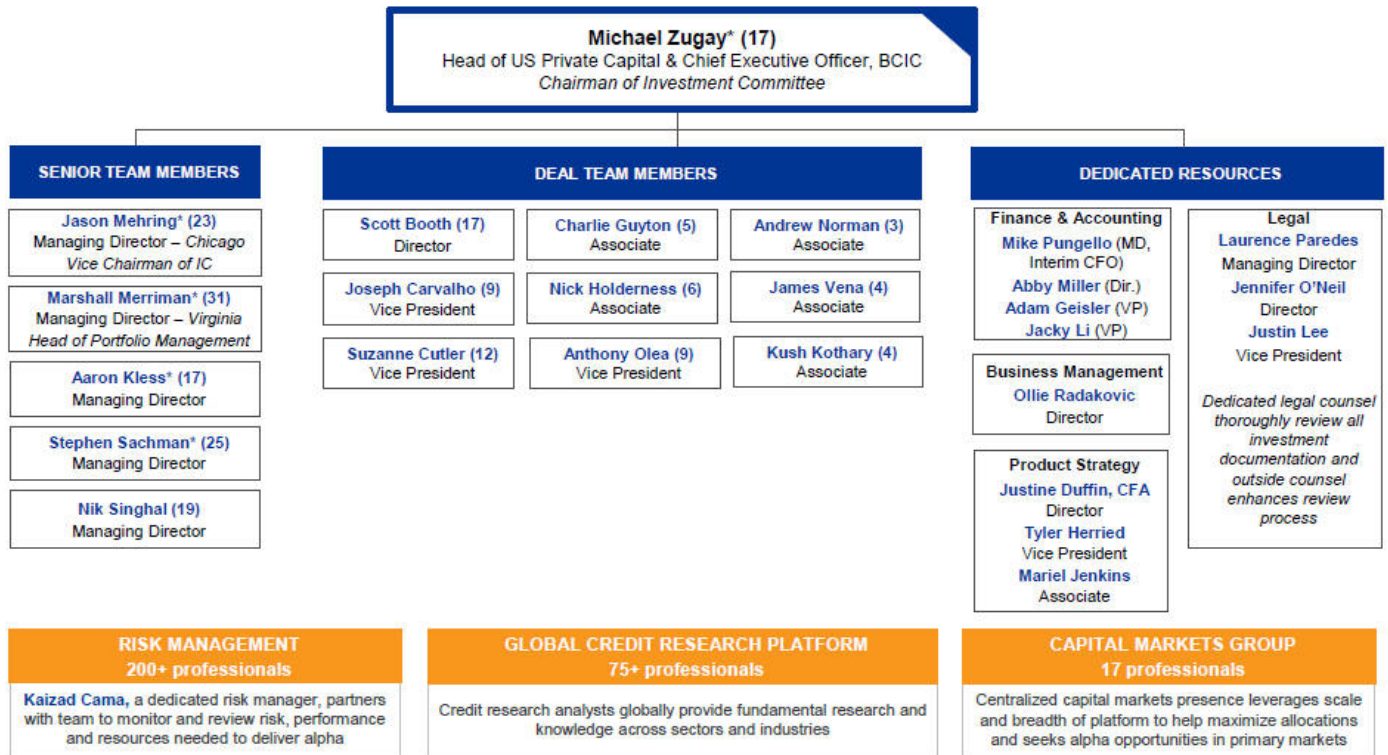
- ▶ Dedicated US middle market sourcing team
 - 15 investment professionals dedicated to managing BCIC; on average 20+ years of experience among senior team members
- ▶ Well-established multi-channel origination network creates large sourcing funnel
- ▶ BlackRock's significant market position and relationships help expand sourcing reach with dealers and banks
 - 17 BlackRock Global Capital Markets professionals dedicated to sourcing

Information Edge

- ▶ Rigorous due diligence, disciplined credit underwriting and active portfolio monitoring for scalable and consistent performance
- ▶ Superior technology and infrastructure for portfolio management
 - Active analysis, management and oversight of company-specific and overall portfolio risks through BlackRock's RQA group
- ▶ 75+ credit research analysts provide macro, industry and single-name insight
- ▶ Vast external network (industry experts, competitors, customers, vendors, advisors)

BCIC – Management Team

- 15 member investment team with senior investment professionals averaging 20+ years of experience.
- Significant legal, finance, operational and risk management support



Source: BlackRock as of 09/30/17. () Indicates years investment experience. *Investment Committee Member

Strategic Priorities

Key tenets of our strategy

- ▶ Creating a more stable stream of Net Investment Income
 - Dampen earnings volatility
 - Focusing on interest earning investments
 - Covering quarterly distributions with cash NII

- ▶ Increasing the steady state leverage to 0.70 to 0.75x
 - Permits a prudent cushion to the regulatory requirement of 1.00x

- ▶ Rotating out of legacy equities and redeploying into NII enhancing assets

- ▶ Income-based incentive fee completely waived from March 7, 2017 to December 31, 2018
 - Helps to support the aforementioned objectives
 - Long fee waiver period coupled with low net leverage ratio provides BCIC with significant flexibility in rotating certain legacy investments and disciplined new deployment

The above represents the Fund's investment objectives. There is no guarantee that these objectives will be met.

Progress on Strategic Priorities – Legacy Portfolio

Restructuring Expertise

- ▶ Designated a Head of Portfolio Management with 30+ year track record of credit/legal/restructuring expertise to focus on maximizing value for any underperforming investments
- ▶ In-house resources with complex workout/restructuring experience

Rotation of Legacy Portfolio

- ▶ 8 equity investments exited
 - Represent ~\$192 mm of proceeds, at 2.7% discount to marked value
- ▶ Continue to evaluate opportunities to exit the remaining legacy re-org equities

Portfolio Company Restructuring

- ▶ 4 portfolio companies, or ~\$144 mm in current FMV restructured to right size the capital structure and facilitate the execution of business plans
- ▶ 1 underperforming investment with \$15 mm in FMV is currently in the restructuring process

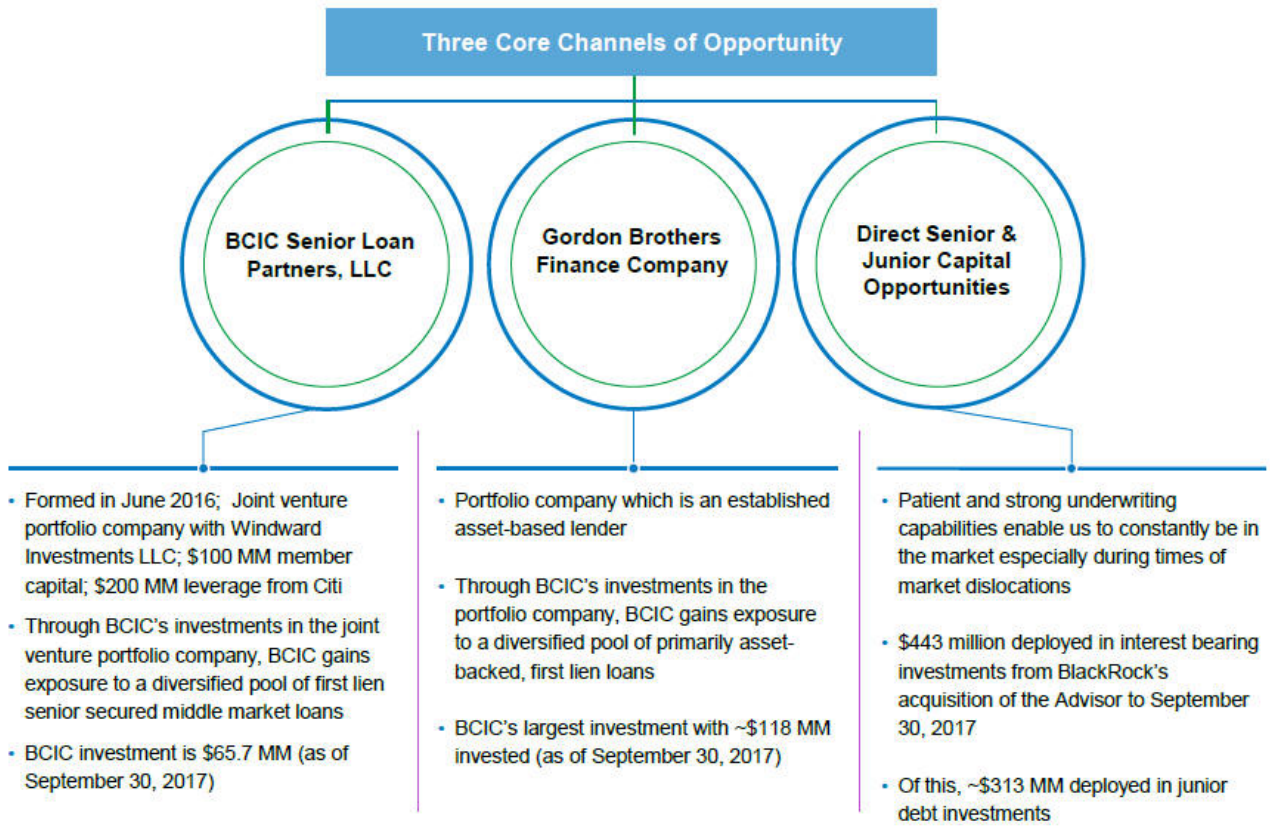
Progress on Strategic Priorities – Deployments

Under BlackRock's management (since March 6, 2015):

- ▶ Deployment focused on three core strategies
 - Gordon Brothers Finance Company (a leading asset-based lender)
 - BCIC Senior Loan Partners (a senior loan focused joint venture)
 - Direct senior and junior capital opportunities

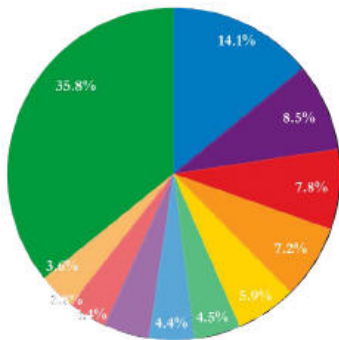
- ▶ BCIC has deployed approximately \$600 million into investments
 - 98% of which are interest or dividend generating
 - Approximately \$135 million of investments have been realized at par or above

- ▶ Approximately 50% of the investment portfolio (by FMV) now consists of investments made since the acquisition
 - 100% of these investments are performing



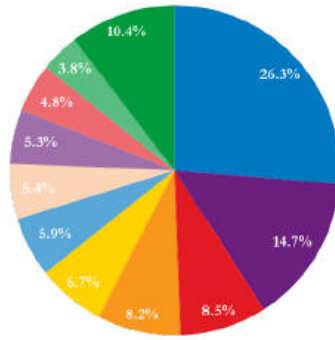
Diversified Investment Portfolio

Portfolio by Issuer^{6,7}



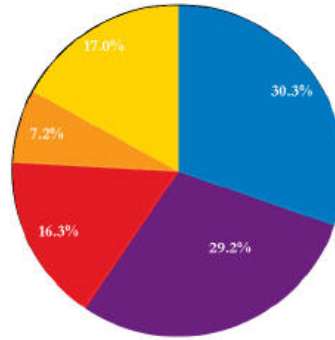
- Gordon Brothers Finance Company
- U.S. Well Services, LLC
- BCIC Senior Loan Partners JV
- AGY Holding Corp.
- Vertellus Specialties Inc.
- Wink Holdco, Inc.
- First Boston Construction Holdings, LLC
- GSE Environmental, Inc.
- Pre-Paid Legal Services, Inc.
- Sur La Table, Inc.
- Other

Portfolio by Industry⁶



- Finance
- Chemicals, Plastics, & Rubber
- Energy: Oil & Gas
- Services: Business
- Environmental Industries
- Insurance
- Retail
- Aerospace & Defense
- Healthcare & Pharmaceuticals
- Services: Consumer
- Other

Portfolio by Asset Class⁶



- Senior Secured 1st Lien Debt
- Senior Secured 2nd Lien Debt
- Subordinated / Unsecured Debt
- Preferred Equity
- Common Equity & Other

Number of Portfolio Companies

32

Investments at Fair Market Value

\$833.9M

Average Investment at Cost

\$27.8M

Weighted Average Yield on Income Securities⁶

10.8%

Floating-Rate Debt Investments

74%

A significant floating-rate portfolio offers protection against rising rates

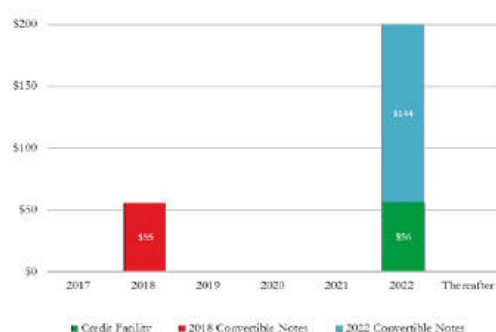
As of September 30, 2017. Please see Notes to the Presentation on page 13

Debt Summary

During 2017:

- ▶ Extended revolver maturity to 2022
- ▶ Issued \$144 million 5.00% unsecured convertible notes due 2022
- ▶ Reduced cost of debt by repurchasing
 - \$60 million of 5.50% unsecured convertible notes due 2018
 - \$17 million 6.60% secured notes due 2018
 - \$15 million L+325 term loan due 2019
- ▶ Sufficient liquidity to redeem the remaining \$55 million of 5.50% convertible notes in Feb 2018

Debt Maturity Profile



Summary of Borrowings

| Security | As of 9/30/17 | | Rate | Maturity |
|------------------------|---------------|--------------|-------------------|----------|
| | Available | Outstanding | | |
| Credit Facility | \$440 | \$56 | L + 1.75% - 2.00% | 2022 |
| 2018 Convertible Notes | 55 | 55 | 5.50% | 2018 |
| 2022 Convertible Notes | 144 | 144 | 5.00% | 2022 |
| Total | \$639 | \$255 | | |

Comparison of Debt Investments and Borrowings

| | As of 9/30/17 | | |
|--|--------------------------|------------|---|
| | Debt Investments, at FMV | Borrowings | Borrowings (pro forma for Feb-18 note maturity) |
| <i>Percentage of Total Amount Outstanding:</i> | | | |
| Fixed Rate Securities | 26.2% | 78.1% | 56.4% |
| Floating Rate Securities | 73.8% | 21.9% | 43.6% |

- ▶ BCIC is poised to benefit from rising Libor rates

Notes to the Presentation

1. Total investment portfolio excludes cash and cash equivalents.
2. Balance sheet per share data utilizes total shares outstanding at end of period.
3. Dividend yield as of a date is calculated by annualizing the most recent quarterly dividend announced preceding such date as a percentage of the closing stock price on such date.
4. Debt less available cash and receivable for investments sold, plus payable for investments purchased, unamortized debt issuance costs and legal settlement payable, if applicable.
5. Distribution Coverage for any period represents the ratio of net investment income, as adjusted, for that period to distributions declared during the same period.
6. Based on fair market value.
7. These investments were selected to depict the top ten holdings of the Company. They are non-representative of all underlying Company investments and it should not be assumed that the Company will invest in comparable investments, or that any future investments made by the Company will be successful. To the extent that these investments prove to be profitable, it should not be assumed that the Company's investments will be profitable or will be as profitable.